



www.archbee.com/docs/chang

1. 2026

- 1.1. May 2026 Product Updates**
- 1.2. April 2026 Product Updates**
- 1.3. March 2026 Product Updates**
- 1.4. February 2026 Product Updates**
- 1.5. January 2026 Product Updates**

2. 2025

- 2.1. November 2025 Product Updates**
 - 2.1.1. What's New Nov 1-15**
 - 2.1.2. What's New Nov 15-31**
- 2.2. October 2025 Product Updates**
 - 2.2.1. What's New Oct 1-15**
 - 2.2.2. What's New Oct 16-31**
- 2.3. August 2025 Product Updates**
- 2.4. June 2025 Product Updates**
- 2.5. May 2025 Product Updates**
- 2.6. April 2025 Product Updates**
- 2.7. March 2025 Product Updates**
- 2.8. February 2025 Product Updates**
- 2.9. January 2025 Product Updates**

3. 2024

- 3.1. November 2024 Product Updates**
- 3.2. October 2024 Product Update**
- 3.3. September 2024 Product Update**
- 3.4. August 2024 Product Updates**
- 3.5. Archbee July 2024 Product Updates**
- 3.6. Archbee June 2024 Product Updates**
- 3.7. Archbee May 2024 Product Updates**

[3.8. Archbee April 2024 Product Updates](#)

[3.9. Archbee March 2024 Updates](#)

[3.10. Archbee February 2024 Updates](#)

[3.11. Archbee January 2024 Updates](#)

[4. 2023 and previous](#)

[4.1. Archbee November 2023 Updates](#)

[4.2. Archbee October 2023 Product Updates](#)

[4.3. Archbee June 2023 Product Updates](#)

[4.4. Archbee May 2023 Product Updates](#)

[4.5. Archbee April 2023 Product Updates](#)

[4.6. Archbee March 2023 Product Updates](#)

[4.7. Archbee September 2023 Product Update](#)

[4.8. Archbee February 2023 Product Updates](#)

[4.9. Archbee January 2023 Product Updates](#)

[4.10. Workspace Export](#)

[4.11. What We Added, Improved Or Fixed In The Past 12 Months](#)

[4.12. The GitHub App \(Beta\) Is Here!](#)

[4.13. The Booklet Template And PDF Rendering](#)

[4.14. Search Analytics & Improved Search](#)

[4.15. Reusable Variables Are Here!](#)

[4.16. Product Docs Site Templates, Stripey Template Beta](#)

[4.17. Our GitHub And JIRA Integrations Are Here!!](#)

[4.18. ☐☐ New Publish Workflow, Spaces And More ☐☐](#)

[4.19. New Publish Workflow For Preview Links](#)

[4.20. New Layout & UI](#)

[4.21. New Code Editor & New API Docs](#)

[4.22. Native OpenAPI](#)

[4.23. Native Mermaid Diagrams](#)

[4.24. Native Apps Are HERE!](#)

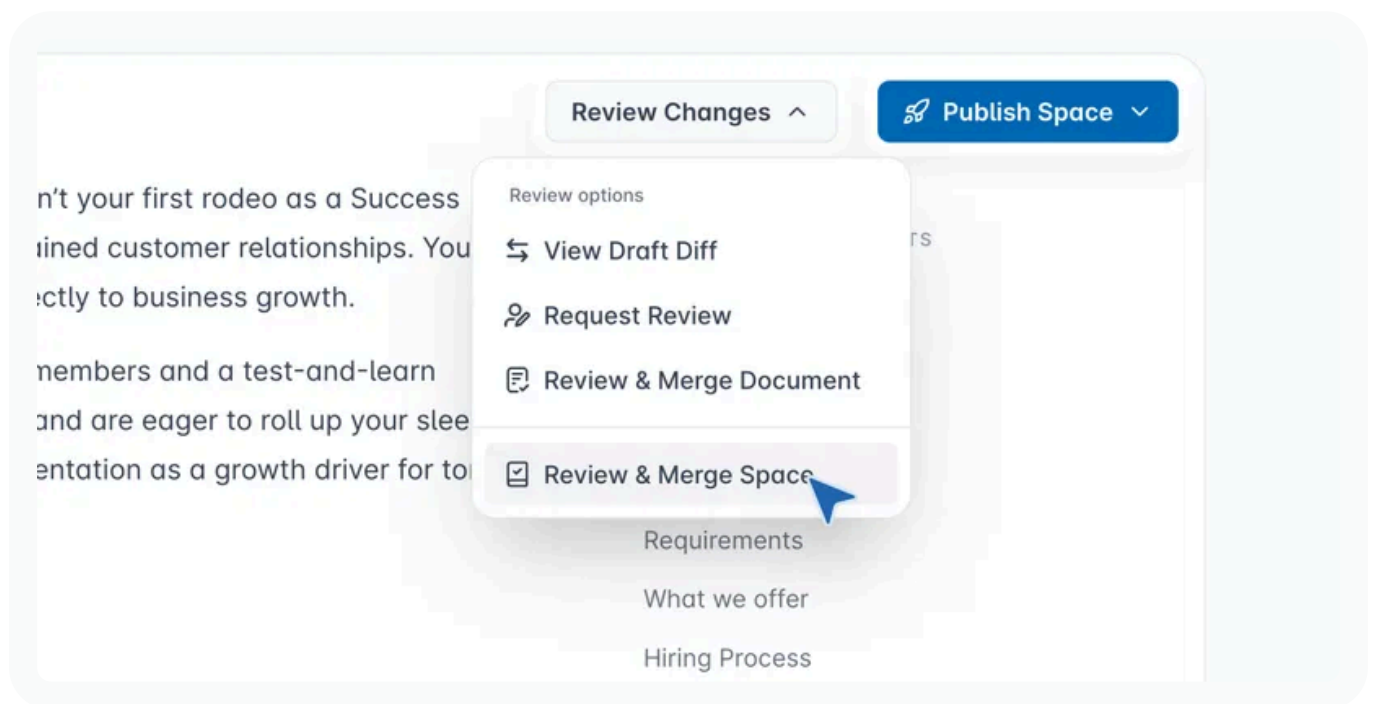
- 4.25. [MONSTER Release!](#)
- 4.26. [May Product Update](#)
- 4.27. [Massive August Product Update!](#)
- 4.28. [Loom Integration](#)
- 4.29. [June 9 Product Update](#)
- 4.30. [JIRA Integration Is Here](#)
- 4.31. [Introducing Content Snippets: Reusable Blocks You Can Insert Across The Documentation](#)
- 4.32. [Inline Document Comments!](#)
- 4.33. [Improved Table Of Contents](#)
- 4.34. [Improved SEO Controls](#)
- 4.35. [Iframe Embeds](#)
- 4.36. [Grammarly Integration](#)
- 4.37. [>> Expandable Headings](#)
- 4.38. [End Of Summer Product Updates](#)
- 4.39. [Emojis Everywhere](#)
- 4.40. [Embed Google Docs, Sheets And Slides](#)
- 4.41. [Editor Improvements: Inline Icons And Images In Lists](#)
- 4.42. [Easter Product Update!](#)
- 4.43. [Documentation Widget](#)
- 4.44. [Document Verifications](#)
- 4.45. [Doc Categories](#)
- 4.46. [Doc Backlinks & The Knowledge Graph](#)
- 4.47. [Darth Mode... Oups, I Mean Dark Mode](#)
- 4.48. [Custom JavaScript](#)
- 4.49. [Custom Documentation Sites!](#)
- 4.50. [Collection Snapshots](#)
- 4.51. [Better Public Docspaces](#)
- 4.52. [Authenticate Your Customers With Magic Links](#)

- 4.53. [Changelog: June 2019 To March 2020](#)
- 4.54. [Archbee New Integrations - Draw.io & Math Equations\(Tex, Katex, Latex\)](#)
- 4.55. [Archbee December 2022 Product Updates](#)
- 4.56. [Archbee AI: Build documentation portals that answer questions with Generative AI](#)
- 4.57. [App Goes To app.archbee.com](#)
- 4.58. [50+ Improvements](#)
- 4.59. [#1 On ProductHunt, Workspace-Level Domains, Publish-Mode!](#)

1. 2026

1.1. May 2026 Product Updates

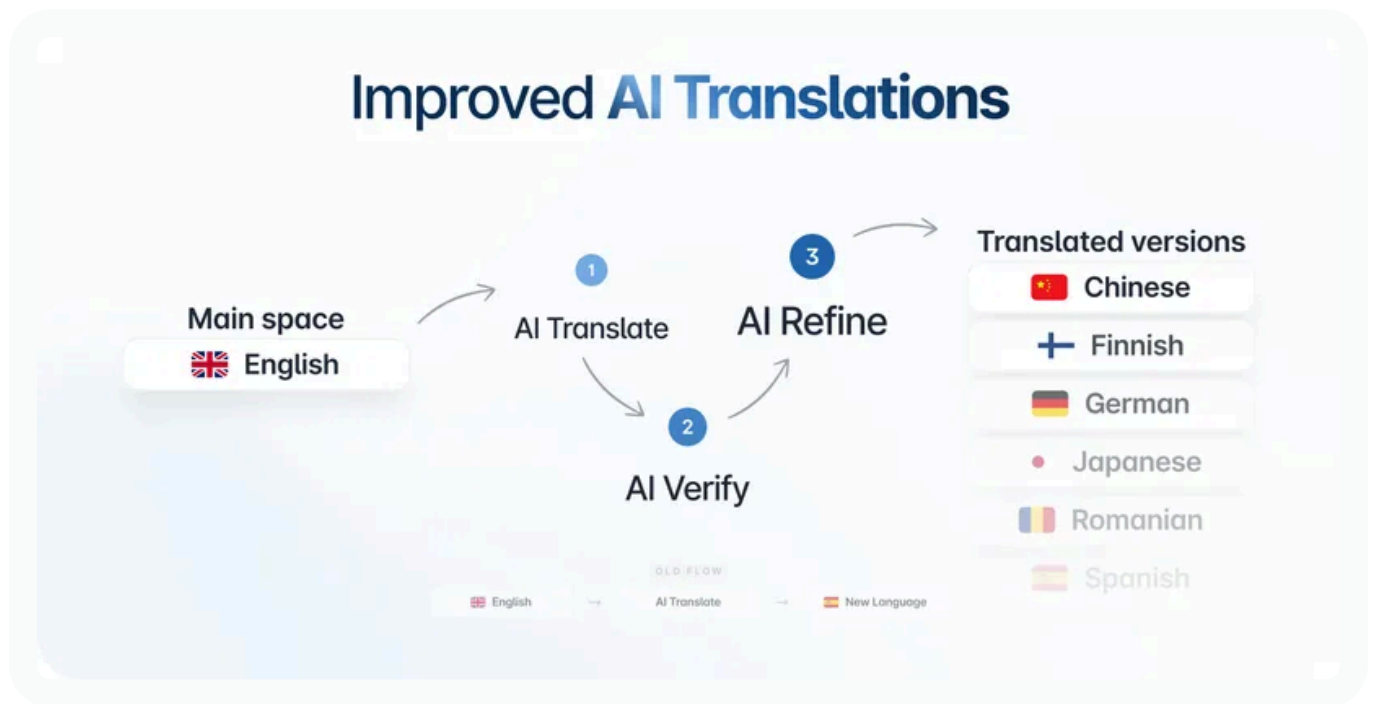
Review Space



We've introduced a new **Review Space** flow designed to help teams manage draft-heavy spaces more efficiently.

Users can now open a dedicated **Review Space modal** that surfaces all draft documents in a single view. From here, you can review changes and **merge all drafts at once**, helping your team keep spaces clean, consistent, and ready for publishing.

Improved AI Translations



Our translation system received a major upgrade with a more reliable and context-aware workflow.

The old single-step translator has been replaced with an **Agentic Translate** → **Verify** → **Refine Translate**, powered by glossary-based RAG grounding. This ensures higher-quality translations, better terminology consistency, and improved resilience.

AI-translated spaces also now automatically **inherit the collaboration mode** of their source space, including built-in safeguards and confirmation warnings when switching modes.

GitHub Integration — Authorize More Repositories

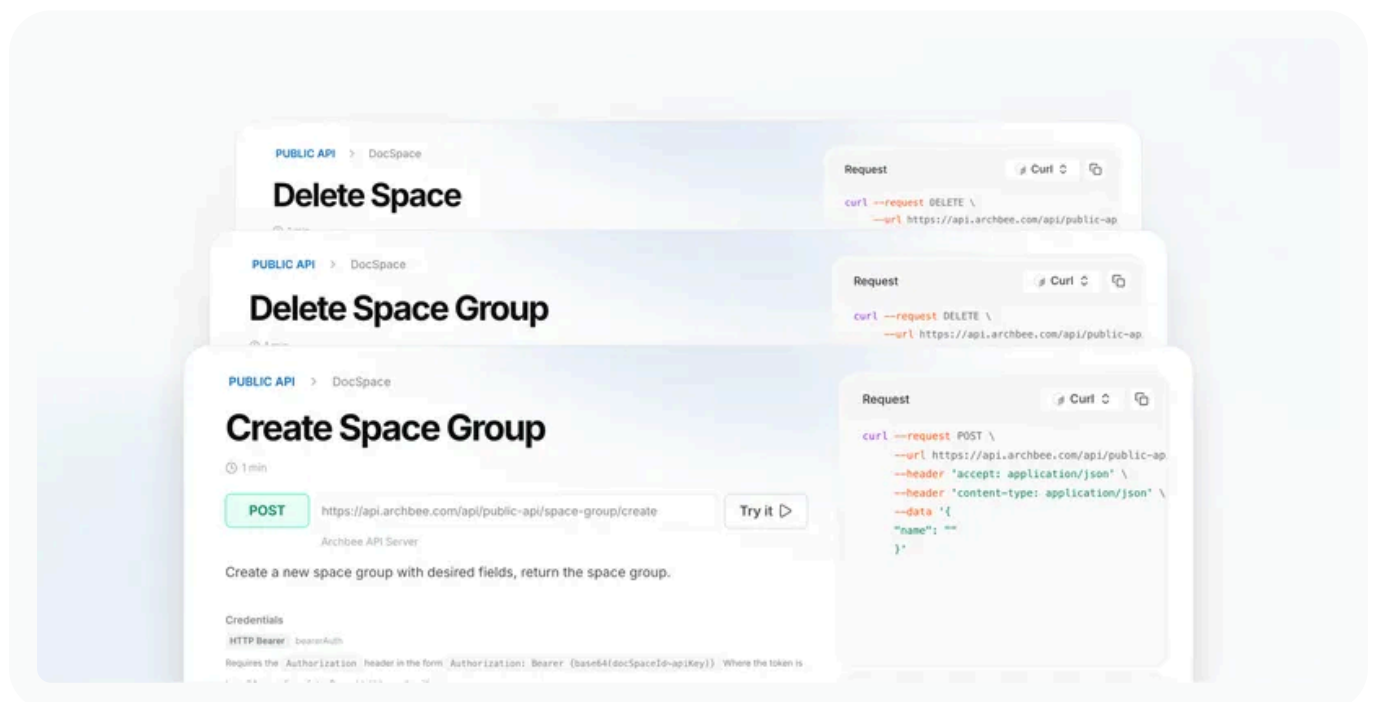
Add Multiple GitHub Repos



You can now authorize **additional GitHub repositories without reinstalling** the integration.

Simply open the GitHub integration card and add access to more repositories directly—no need to remove the existing connection or reconfigure your setup. This makes managing multi-repository documentation flows smoother than ever.

New API Endpoints



We've expanded our public API to offer more flexibility in workspace automation.

New endpoints are now available for **space and space group management**, including:

- **Create space group**
- **Delete space group**
- **Delete space**

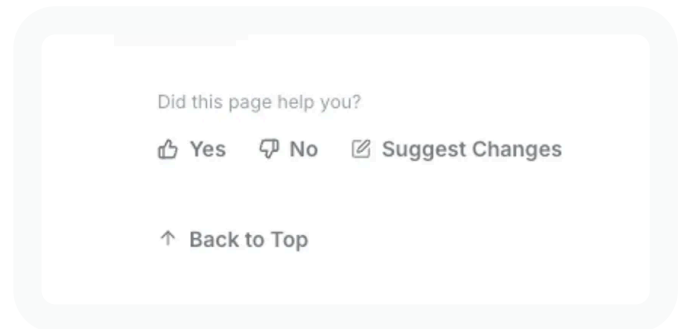
These endpoints help teams automate provisioning, manage lifecycle operations, and integrate Archbee more deeply into custom workflows.

Tell Us What You Think

We're trying to build something great, but **we need your unique perspective** to make it even better. Don't hold back and let us know what's on your mind.

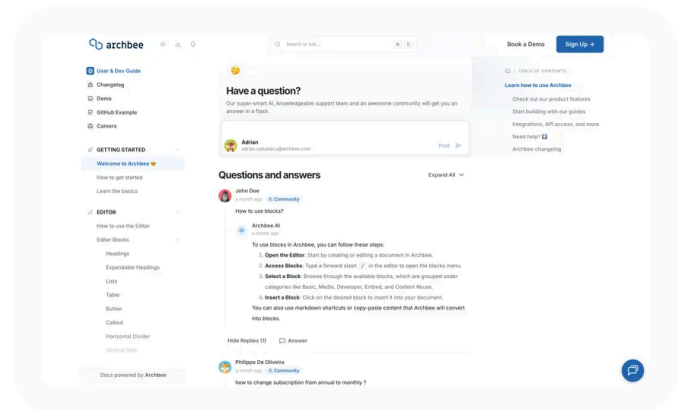
Feedback Form

Need to share your thoughts directly? Use the feedback form to leave a quick text feedback.



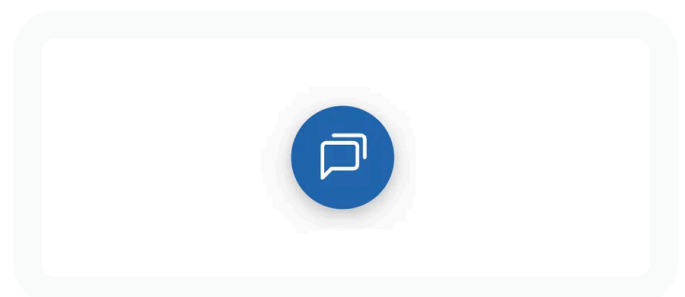
Ask a Question (Q&A Section)

Have a specific problem or need a solution? Post it here! Below is a **public section** where **our community, our team**, or our AI can respond and offer help.



Support Chat

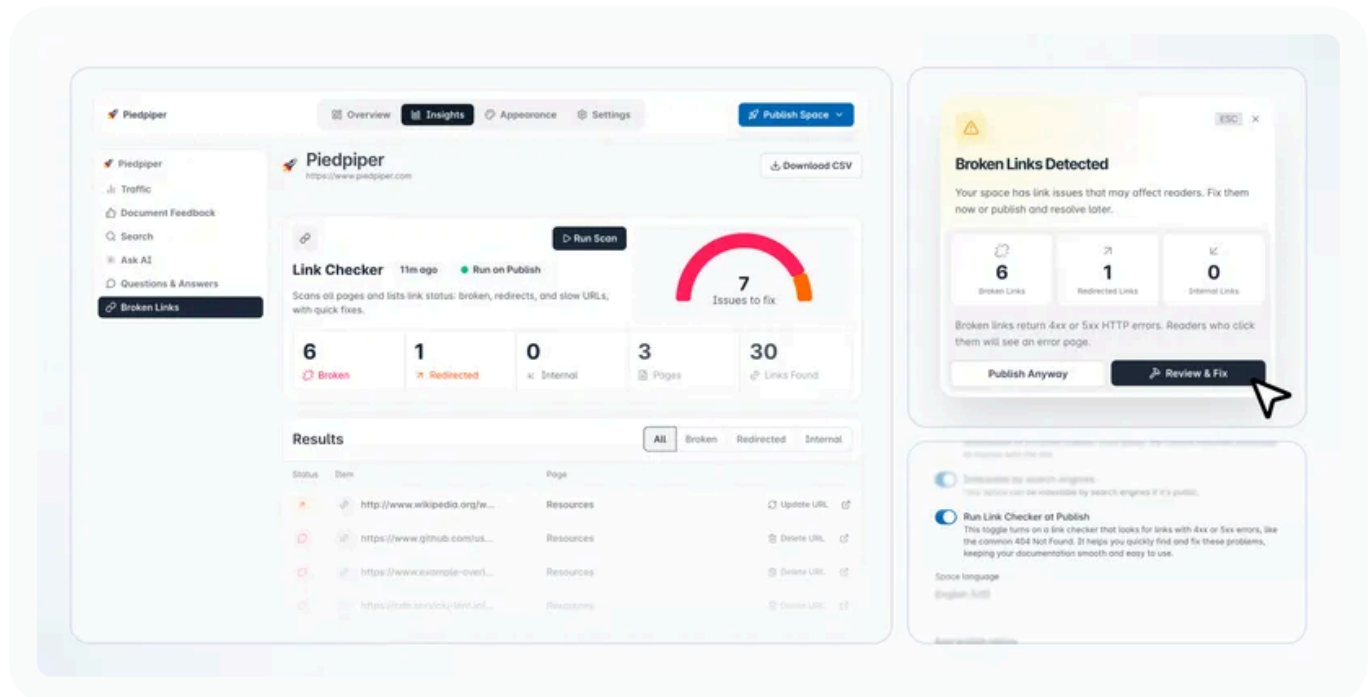
Need personalized support right now? Use the **blue chat bubble** in the bottom-right corner. This connects you immediately with our support team.



1.2. April 2026 Product Updates

Link Checker

You can now use the new **Link Checker** to scan your documentation and identify broken links across your space.



The Link Checker reviews internal and external links and flags any that return 4xx or 5xx responses, giving you a clear view of where issues exist so you can fix them before publishing.

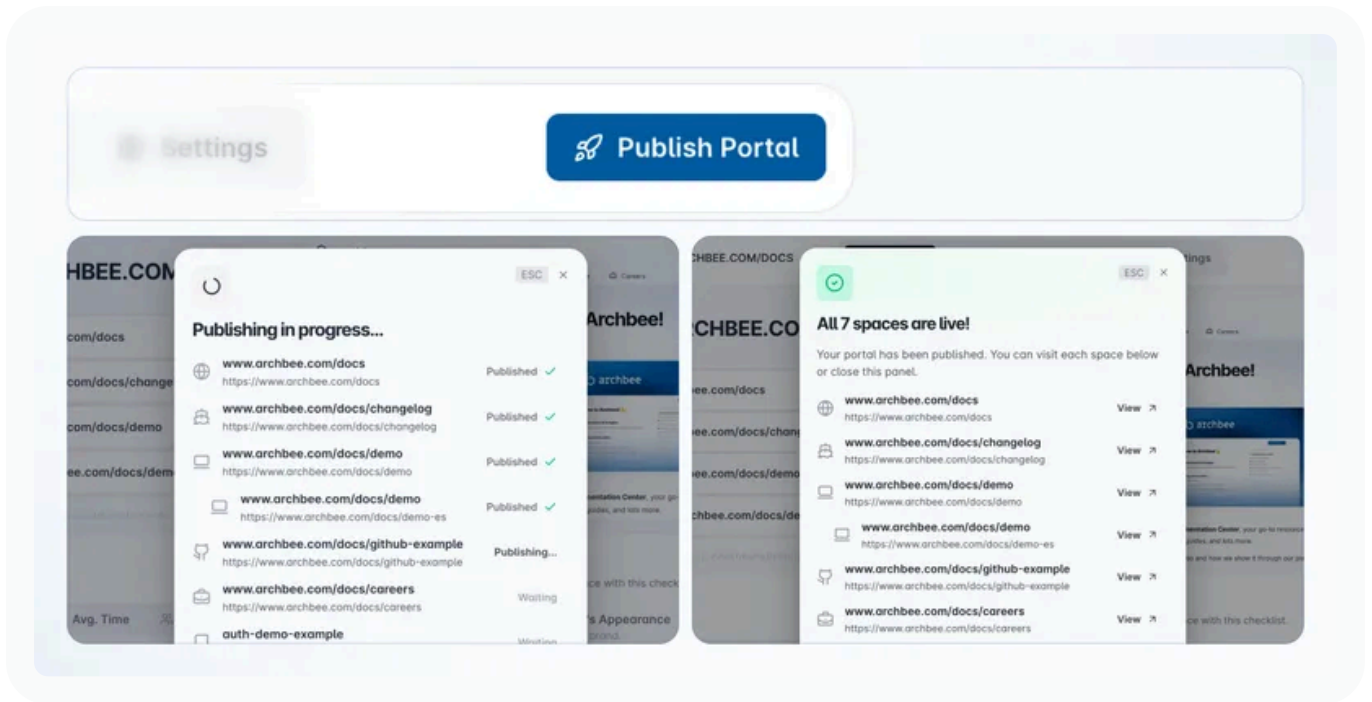
This helps ensure your documentation remains reliable and consistent for your readers.

Where do I find this new feature?

Find the **Broken Links** option in your **Insights** panel.

Publish Portal

We've introduced **Publish Portal**, one of the most requested improvements for teams managing multi-space documentation.



If your portal includes multiple linked spaces inside of a Space Group, you can now publish them to your custom domains all in a single flow. This removes the need to publish each space individually and helps you keep content aligned across your entire portal.

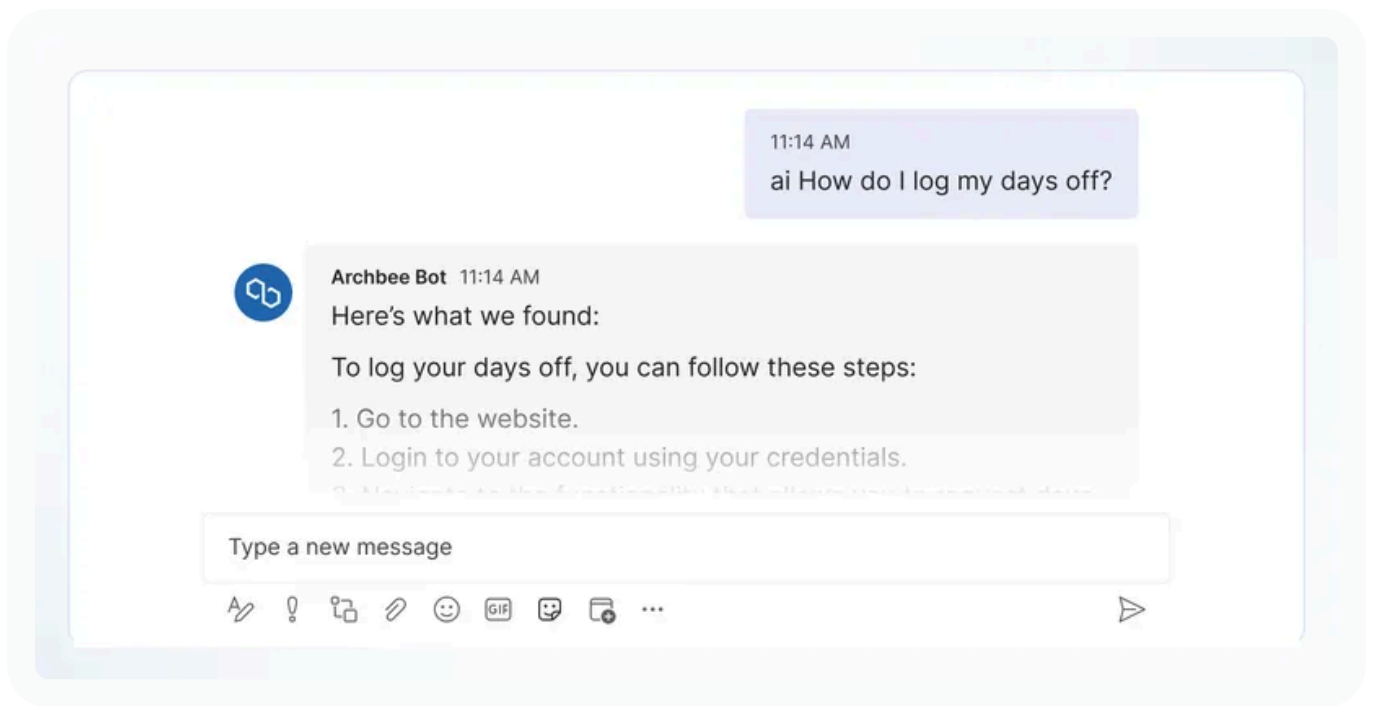
Note: This feature is only available for publishing to custom domains. Bulk publishing to Preview environments is currently not supported.

▮ Where do I find this new feature?

Find the **Publish Portal** option in your **Space Groups' Dashboard**. You can still publish spaces individually whenever needed.

Microsoft Teams Integration and Slack Improvements

We've introduced a new **Microsoft Teams integration** and enhanced our existing **Slack integration**, bringing documentation workflows directly into your team's communication channels.



Both integrations now surface the events that actually matter in your documentation workflow, with improved **context and tagging**, so collaborators and reviewers can stay informed and take action without needing to check Archbee.

You'll now receive notifications for key actions such as:

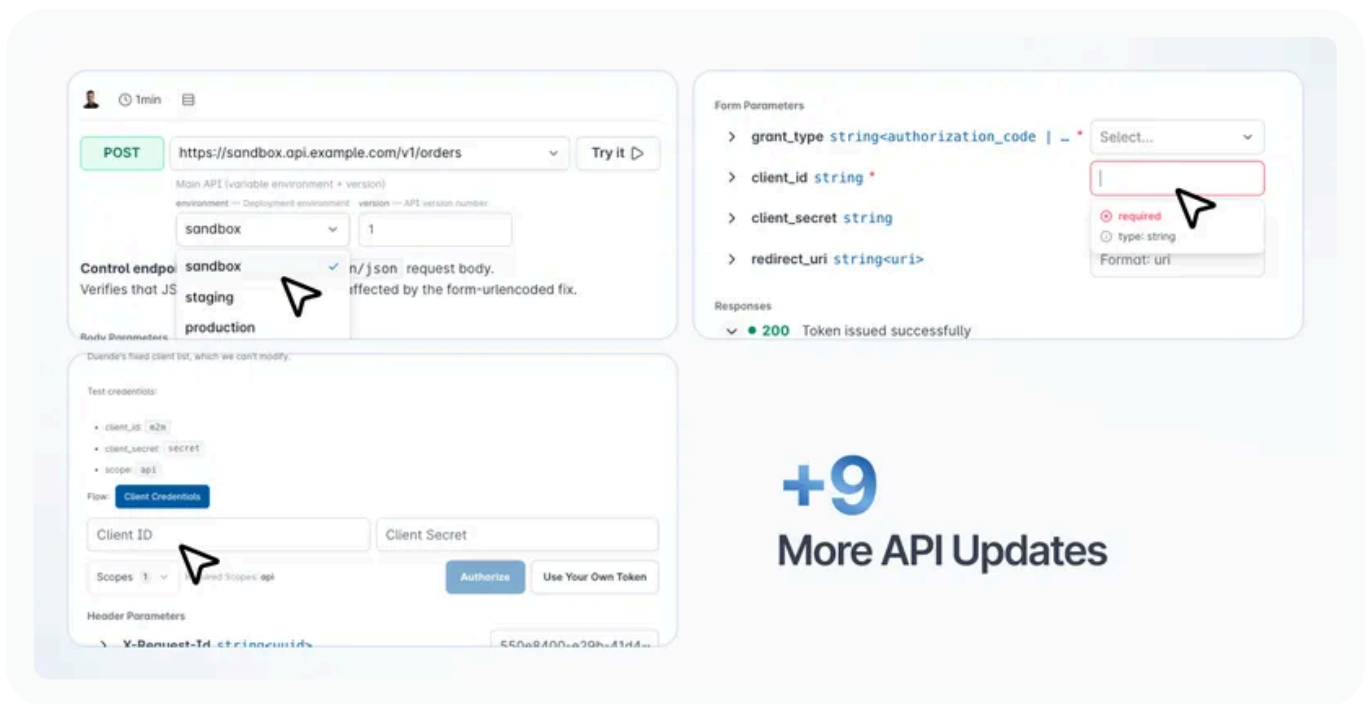
- Drafts ready for review
- Drafts merged or discarded
- New comments and mentions in documents
- Document updates from collaborators
- Spaces published to production

Each notification includes relevant context, such as the document, space, and user involved, along with direct links to take action.

This makes it easier for subject matter experts, reviewers, and contributors to stay aligned and participate in documentation workflows directly from Slack or Microsoft Teams.

OpenAPI Improvements

We've expanded support across our API documentation to better align with full OpenAPI specifications.



This is one of the most significant improvements to our API docs to date, improving how complex schemas, parameters, and authentication methods are rendered and handled.

What's new:

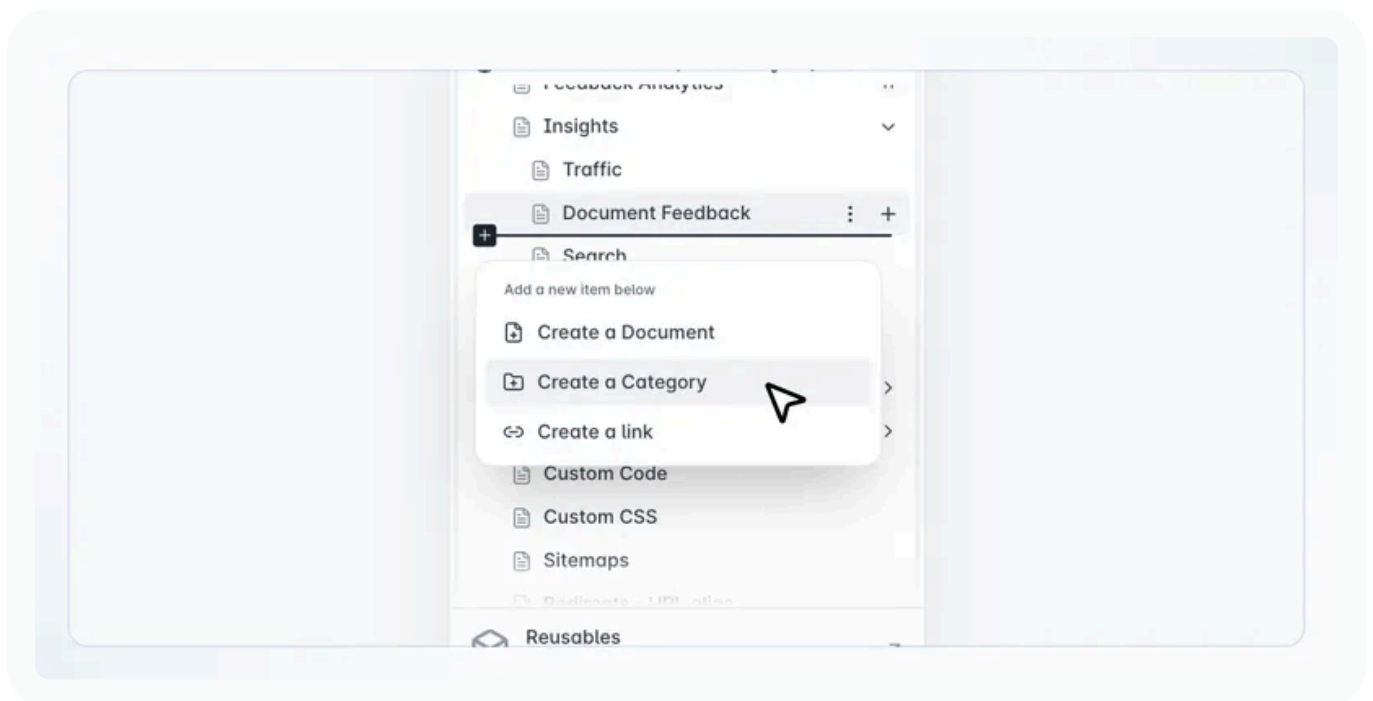
- **Server variables** are now supported, so your interactive examples reflect real environment configurations.
- **cURL generation** now uses `--data` for `application/x-www-form-urlencoded` content types, matching what developers actually paste into their terminals.
- **Header parameters** with multiple accepted values display as a dropdown selector instead of a static field.
- **Per-input validation messages** show inline so developers know exactly what's wrong before they hit send.
- **Array body types** are fully supported for OpenAPI specs that use them.
- **Parameter descriptions** now render formatted HTML (bold, lists, links) the way your spec defines them, not as flat text.
- **Examples inside descriptions** keep their structure. Objects look like objects, arrays look like arrays.
- **Nullable parameters** are now clearly marked so consumers know what they can omit.
- **Complex schemas with discriminators** (`oneOf`, `allOf`, `anyOf`) render correctly with the discriminator field highlighted.

- **Authentication inputs** are fully supported across every common scheme: basic auth, bearer tokens, API key (header, query param, or cookie), OAuth2, and OpenID Connect.

These updates ensure your API documentation reflects your actual API behavior more accurately.

Enhanced Document Tree Management

We've improved how you build and organize your document tree.



You can now add documents, categories, or links directly in the desired position from the same menu, without needing to convert or move items afterward.

This simplifies structure management and reduces friction when working with large documentation trees.

Improvements and Fixes

This release also includes several improvements and fixes across navigation, linking, and integrations.

- Anchors now expand collapsed sections correctly
- Trailing slash URLs load as expected

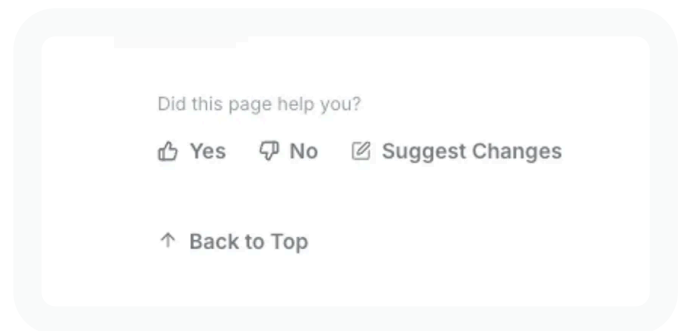
- Internal links remain consistent during GitHub sync
- Space Links preserve language and theme across spaces
- Fixed issues with Google Docs OAuth
- Improved SAML support in Preview environments
- Optimized PDF rendering so exports no longer impact publishing performance

Tell Us What You Think

We're trying to build something great, but **we need your unique perspective** to make it even better. Don't hold back and let us know what's on your mind.

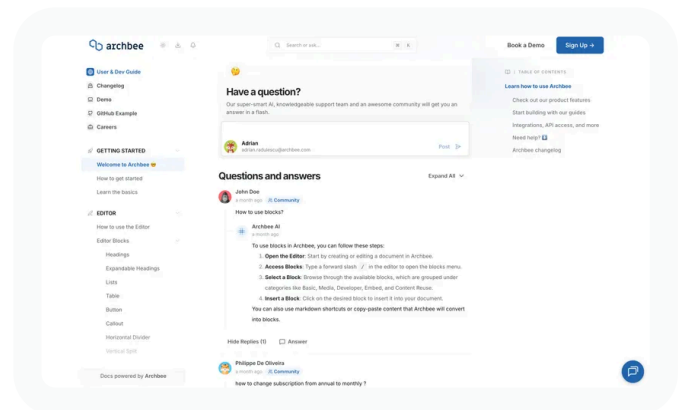
Feedback Form

Need to share your thoughts directly? Use the feedback form to leave a quick text feedback.



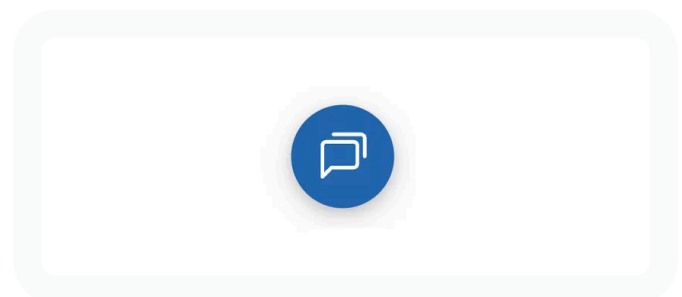
Ask a Question (Q&A Section)

Have a specific problem or need a solution? Post it here! Below is a **public section** where **our community, our team**, or our AI can respond and offer help.



Support Chat

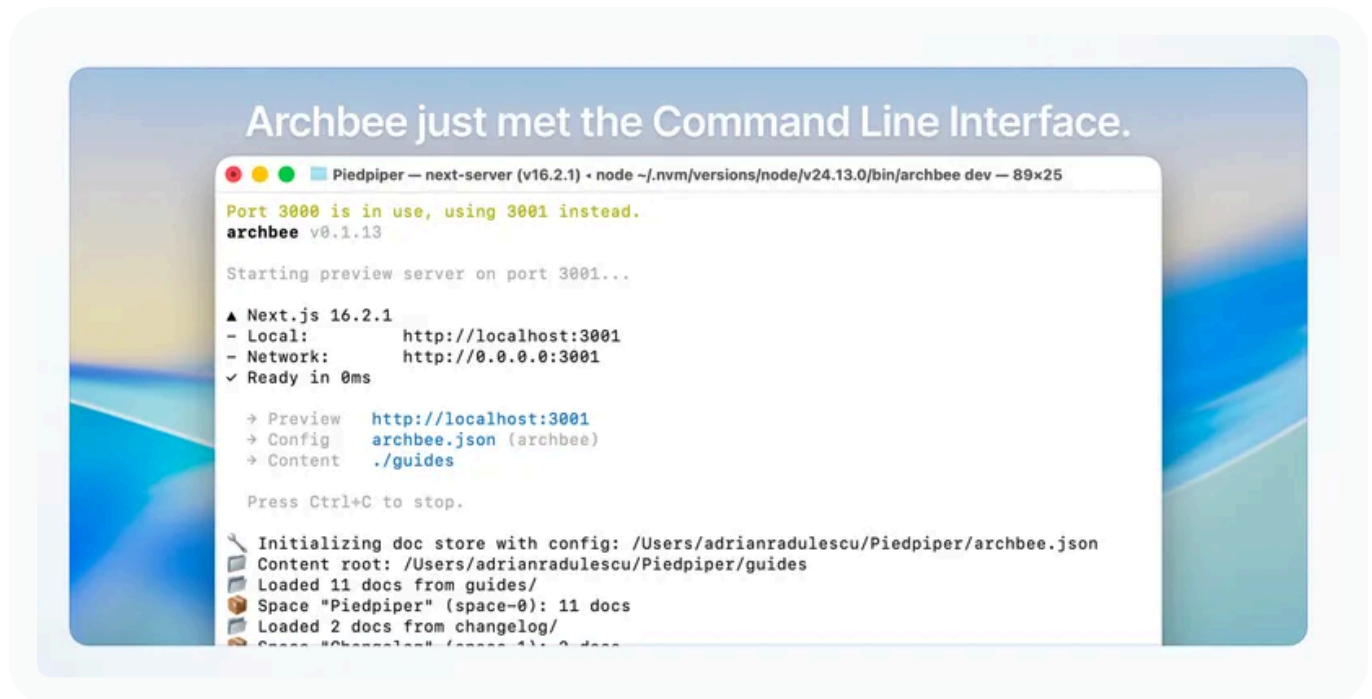
Need personalized support right now? Use the **blue chat bubble** in the bottom-right corner. This connects you immediately with our support team.



1.3. March 2026 Product Updates

Archbee Meets the Command Line

You can now interact with Archbee directly from your terminal using the new **Archbee CLI**.



The CLI gives you a faster and more flexible way to manage documentation directly from your terminal, especially if you follow a docs-as-code workflow.

With Archbee CLI, you can:

- Create documentation projects locally and import them into Archbee when ready
- Work alongside Git workflows (GitHub, Bitbucket, or GitLab) to safely validate changes before pushing and creating pull requests
- Preview your documentation locally to iterate faster and with more confidence
- Edit your documentation directly from your terminal without needing to switch back and forth with the app

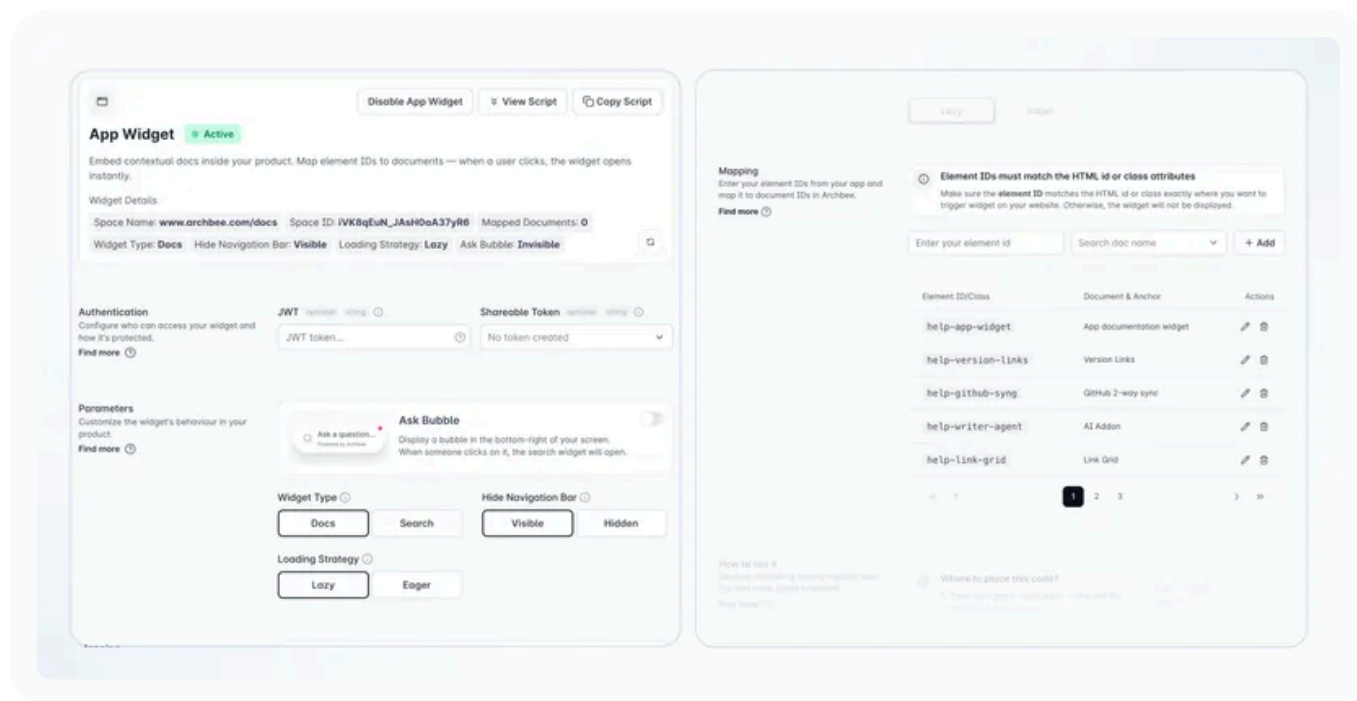
You can find installation instructions and more details on npm:

<https://www.npmjs.com/package/@archbee/cli>

This is a first step toward enabling smoother local and Git-based documentation workflows, while still leveraging Archbee's publishing and collaboration features.

App Widget Mapping

We've enhanced the [App documentation widget](#) with new mapping capabilities, giving you more control over how in-context documentation connects to your product.

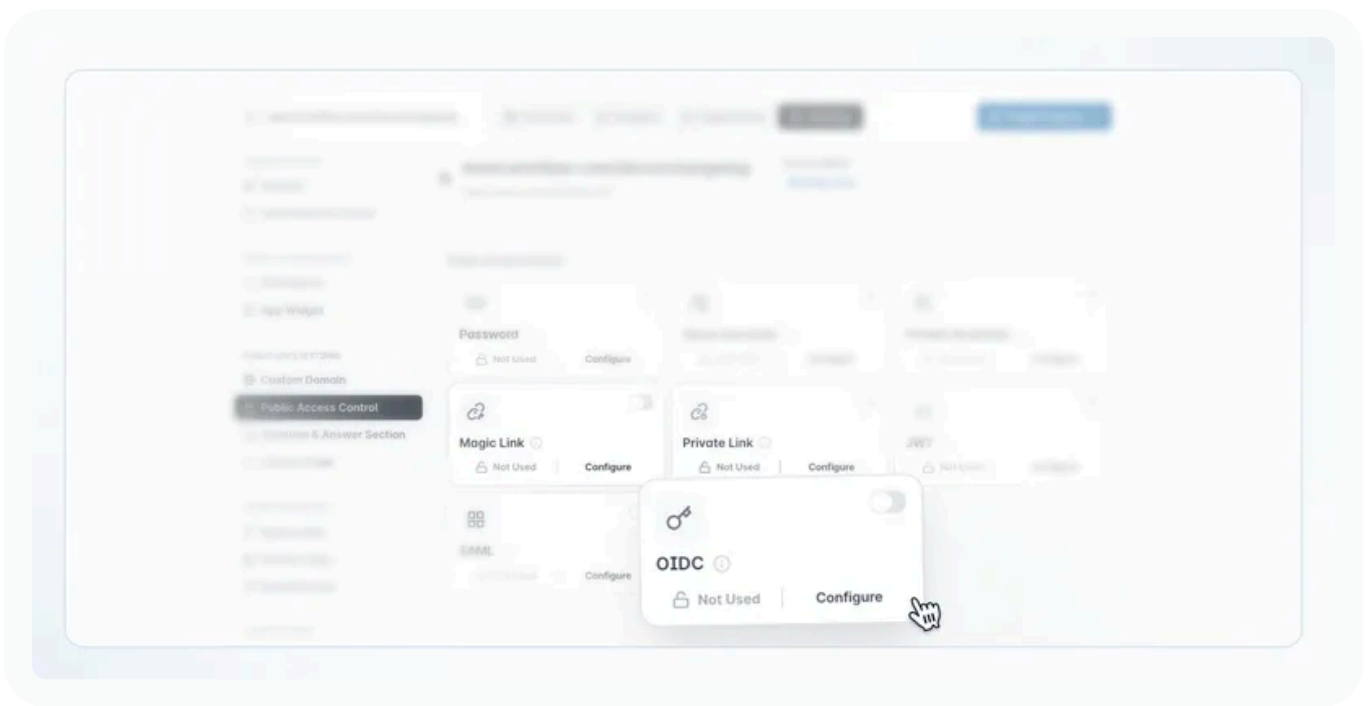


You can now assign **custom identifiers to your documents** and map them directly to specific areas in your application. This allows you to reliably surface the right documentation in the right context, without depending on static document references.

This update makes in-app documentation more flexible, maintainable, and scalable as your product evolves.

OpenID Connect (OIDC) Authentication

You can now enable **OpenID Connect (OIDC)** to provide secure Single Sign-On (SSO) access to your documentation.

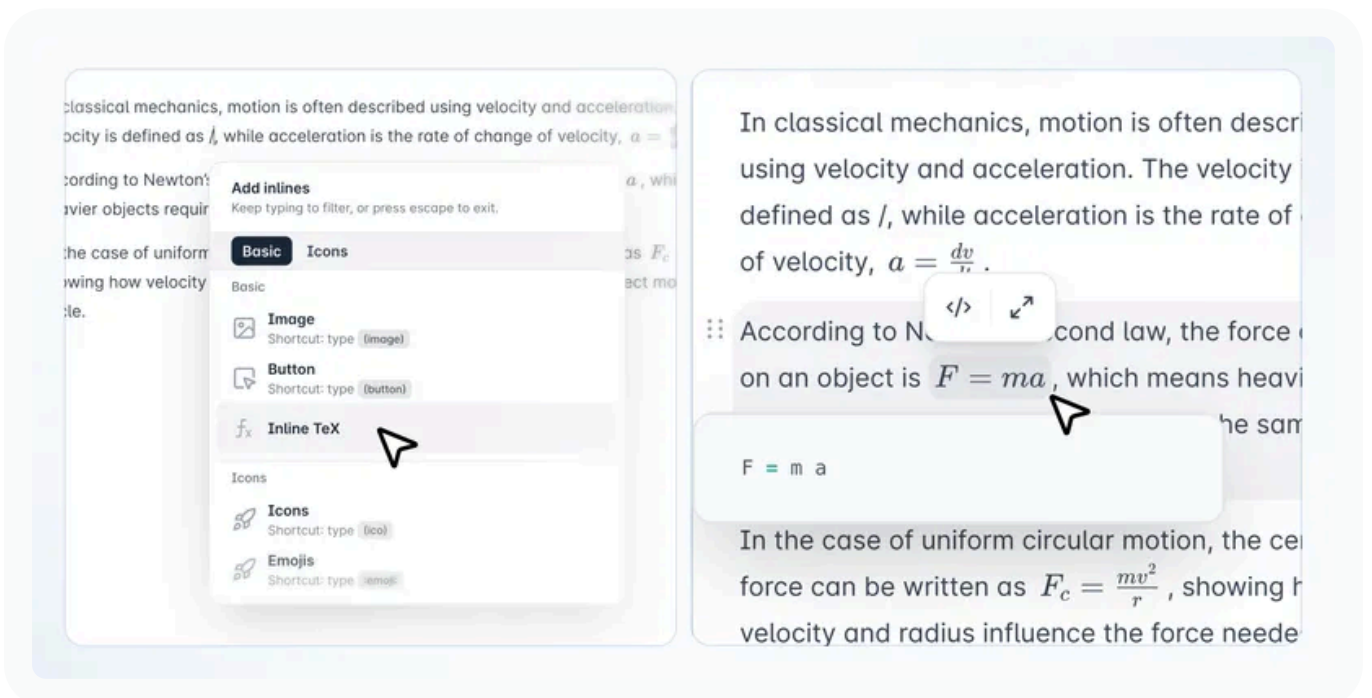


OIDC allows users to authenticate using existing identity providers such as **Google, Azure, or Okta**, making it easier to manage access without requiring separate credentials.

You can enable and configure OIDC directly from your space settings under **Public Access Controls**, giving you more flexibility in how you secure and share your documentation.

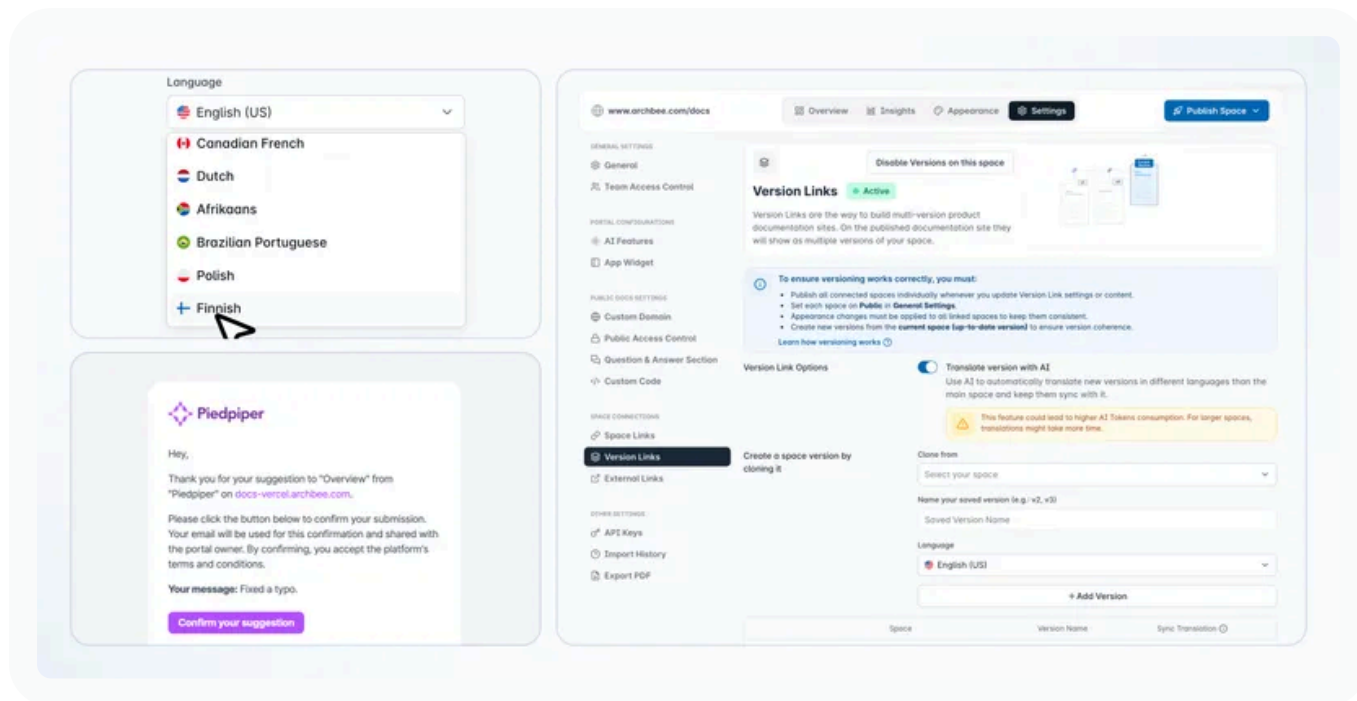
Inline TeX Support

You can now use **inline TeX expressions** directly within your content, including inside tables.



This makes it easier to document formulas, equations, and technical content without breaking layout or readability. Whether you're working with scientific, financial, or engineering documentation, you can now present mathematical content more naturally across your docs.

Small Improvements that Make Everything Feel Better



New supported language: Finnish

We've added **Finnish** to the list of supported languages for **Localization** and AI translations.

You can now translate your documentation into Finnish as part of your localization workflows, helping you reach a broader audience with consistent and high-quality content.

Versioning experience improvements

We've refined the **versioning experience** from **Version Links** to make setup and usage more intuitive.

You are now guided through enabling versioning more clearly, with a smoother setup flow and improved UI. These updates make it easier to get started with versioned documentation and manage multiple versions of your content with confidence.

Emails that don't look like 2009

We made some technical updates to how emails are delivered through our portal, so things run smoother behind the scenes.

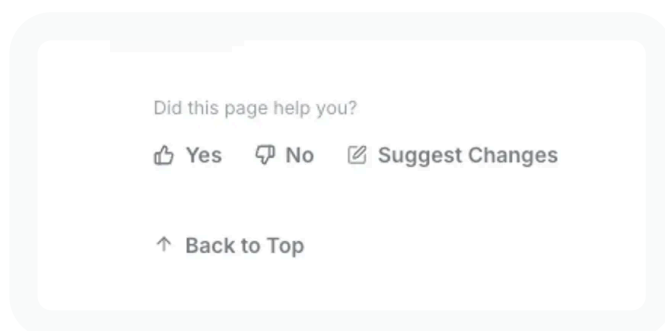
We also took the opportunity to freshen up the look: cleaner layout, better typography, more breathing room. Nothing dramatic, just the kind of quiet upgrade that makes everything feel more put together.

Tell Us What You Think

We're trying to build something great, but **we need your unique perspective** to make it even better. Don't hold back and let us know what's on your mind.

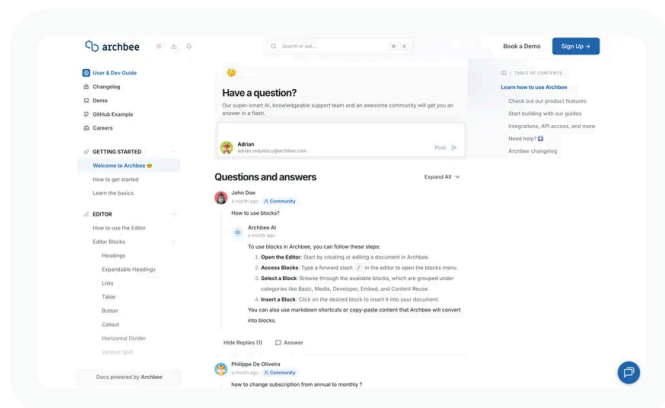
Feedback Form

Need to share your thoughts directly? Use the feedback form to leave a quick text feedback.



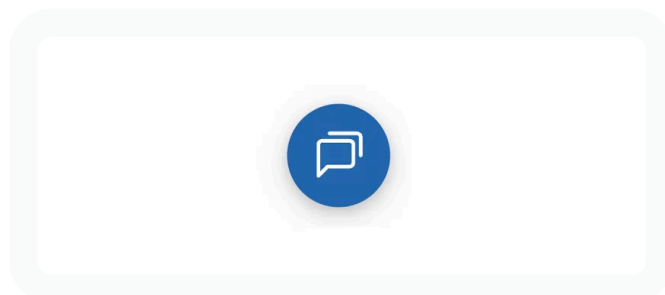
Ask a Question (Q&A Section)

Have a specific problem or need a solution? Post it here! Below is a **public section** where **our community, our team**, or our AI can respond and offer help.



Support Chat

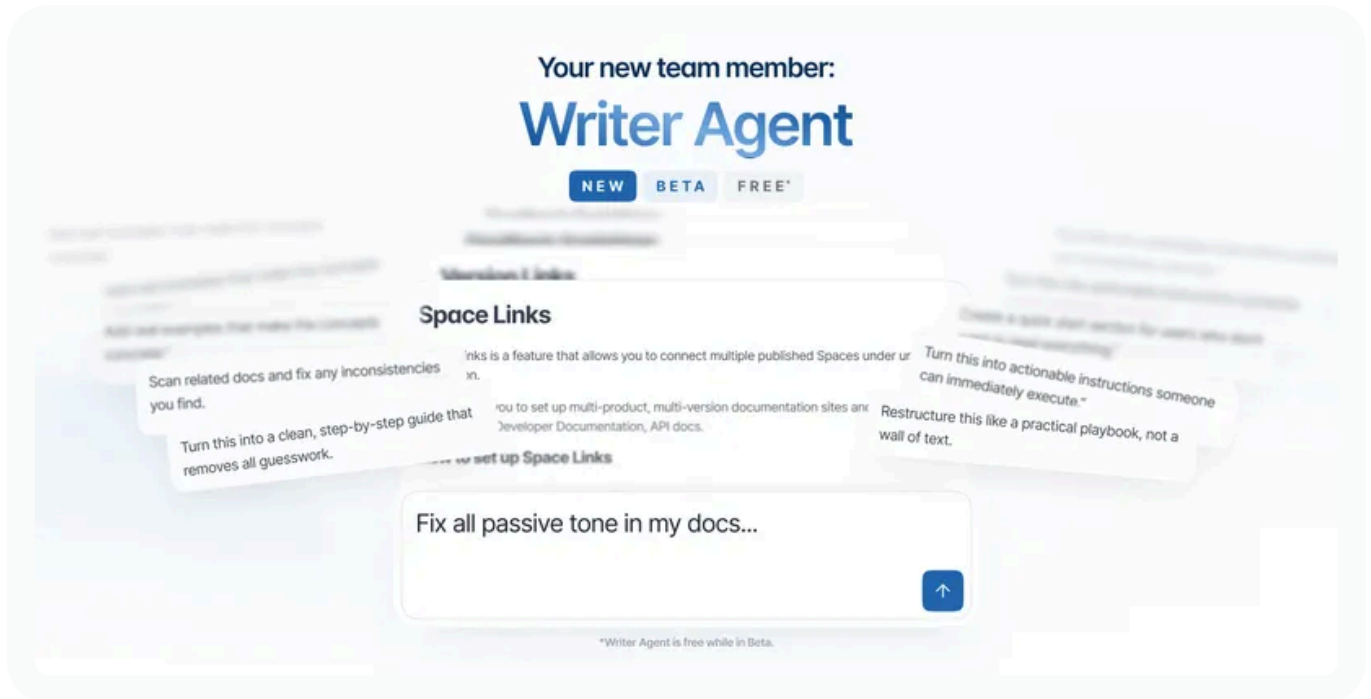
Need personalized support right now? Use the **blue chat bubble** in the bottom-right corner. This connects you immediately with our support team.



1.4. February 2026 Product Updates

Writer Agent

We're introducing the new **Writer Agent**, a major milestone that brings powerful AI-assisted editing directly into Archbee.



Graphic visualisation of Writer Agent

The agent can analyze the content of an entire page and apply large-scale improvements based on your prompts. You can refine tone and clarity, restructure sections, convert content into native **Editor Blocks** such as tabs or workflows, and standardize formatting across your documentation in bulk.

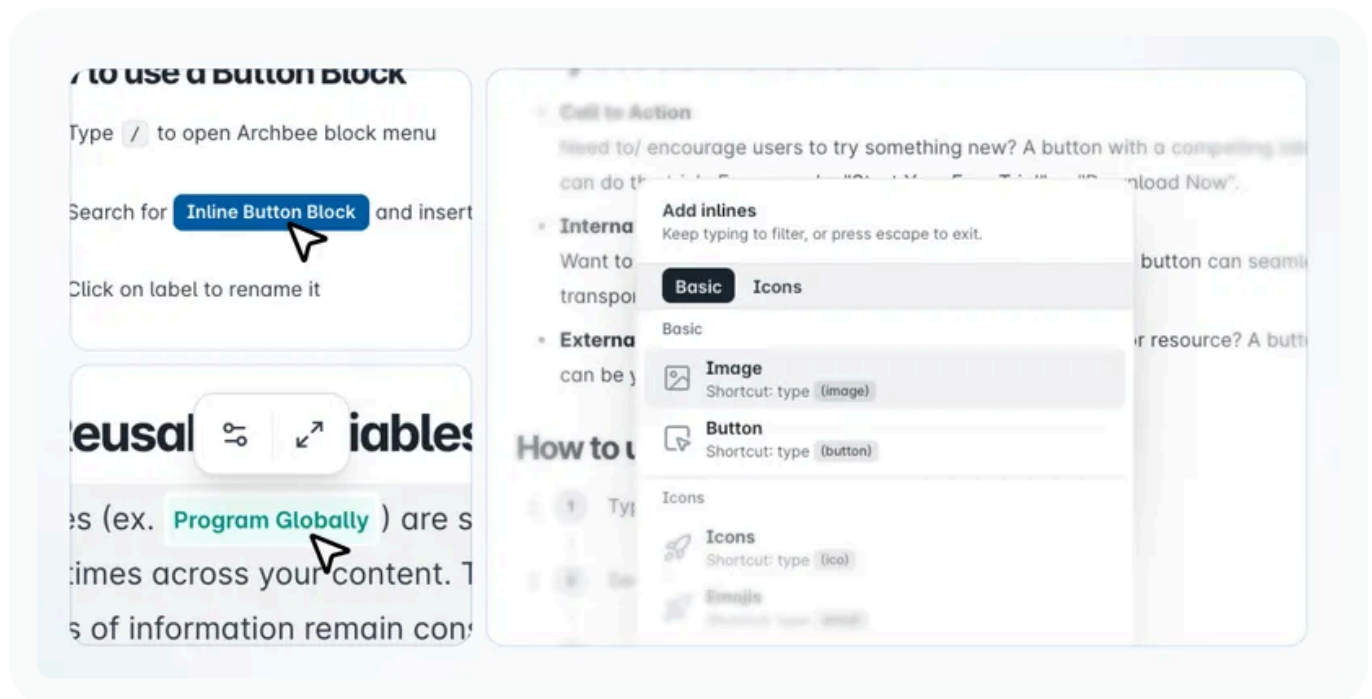
This makes it significantly easier to evolve large doc sets without updating pages one by one, while still keeping full control over the final result.

Writer Agent available only in spaces with Branching editing

The agent works only in spaces that have the **Branching and System (Beta)** enabled. All changes are created in a separate branch, so you can safely review and merge updates without overwriting your original content.

Inline Images

You can now insert **inline images** directly inside text lines and list items.



This is especially useful for documenting UI elements such as icons, buttons, and small visual indicators within step-by-step guides. Instead of breaking the flow with a separate image block, you can now place visuals exactly where they are referenced.



This enhancement makes documentation more expressive and precise, especially for product guides and tutorials.

Detaching Content Snippets

You can now **detach Content Snippets** from their reusable source and convert them into fully independent content.

If you want, I can also tighten this further for an in-app changelog or highlight our most customer-visible fixes.

Unlink the snippet. Its content will be converted into individual blocks in this document.

Ending with feedback  

Tell Us What You Think

We're trying to build something great, but **we need your unique perspective** to make it even better. Don't hold back and let us know what's on your mind.

Feedback Form

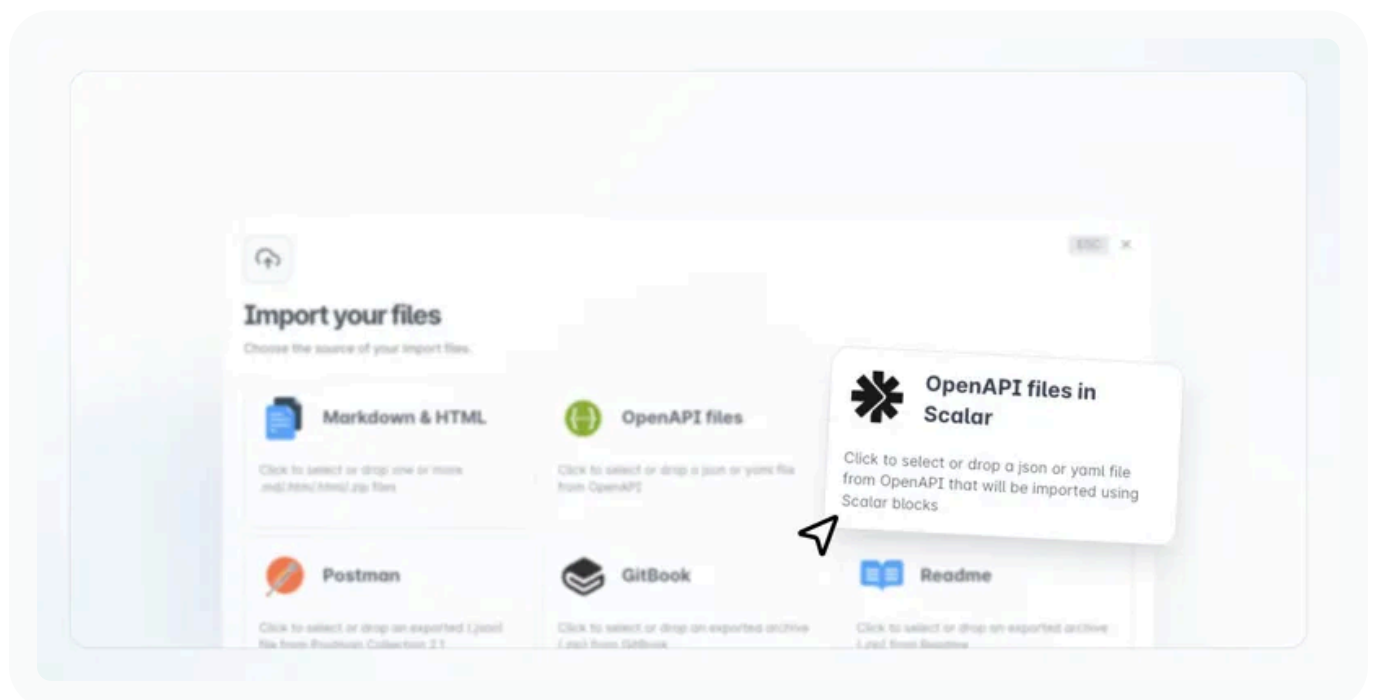
Did this page help you?

This gives you more flexibility when you need to customize a specific instance without affecting the original snippet used elsewhere. Teams can now reuse content confidently and still adapt it locally when needed.

Use detaching snippets to create callout formats with specific wording or section templates with image placeholders that collaborators can later customize, just to name a few examples.

Scalar Direct Import for OpenAPI

We've expanded our API documentation capabilities with **Scalar direct import**.



You can now import an OpenAPI specification using Scalar directly from the import flow. Archbee will automatically organize your API into resource-based pages, where each page groups all endpoints related to that resource.

This offers a more structured alternative to single-page API renders, while still keeping endpoints easy to explore and test through Scalar's interactive UI.

You now have more flexible approaches for API docs:

- Scalar direct import for resource-based grouping
- [Native OpenAPI import](#) for fully split endpoint pages
- [Scalar](#) and [OpenAPI/Swagger](#) blocks for single-page renders
- [API docs blocks](#) for manually creating your API docs

Improvements and Fixes

Block Limit and CMS Performance Improvements

We've introduced several under-the-hood improvements to block limits and overall CMS performance.

Large documents now load and edit faster, even when working with complex layouts and heavy content. These optimizations make the editor more responsive and reliable, helping teams scale their documentation without slowing down their workflows.

Tell Us What You Think

We're trying to build something great, but **we need your unique perspective** to make it even better. Don't hold back and let us know what's on your mind.

Feedback Form

Need to share your thoughts directly? Use the feedback form to leave a quick text feedback.

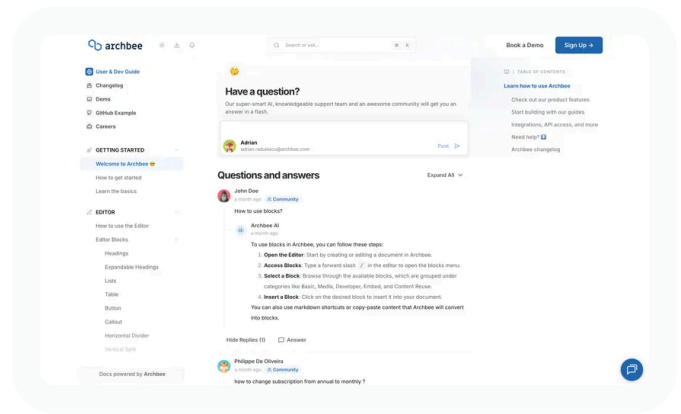
Did this page help you?

Yes No Suggest Changes

[↑ Back to Top](#)

Ask a Question (Q&A Section)

Have a specific problem or need a solution? Post it here! Below is a **public section** where **our community, our team,** or our AI can respond and offer help.



Support Chat

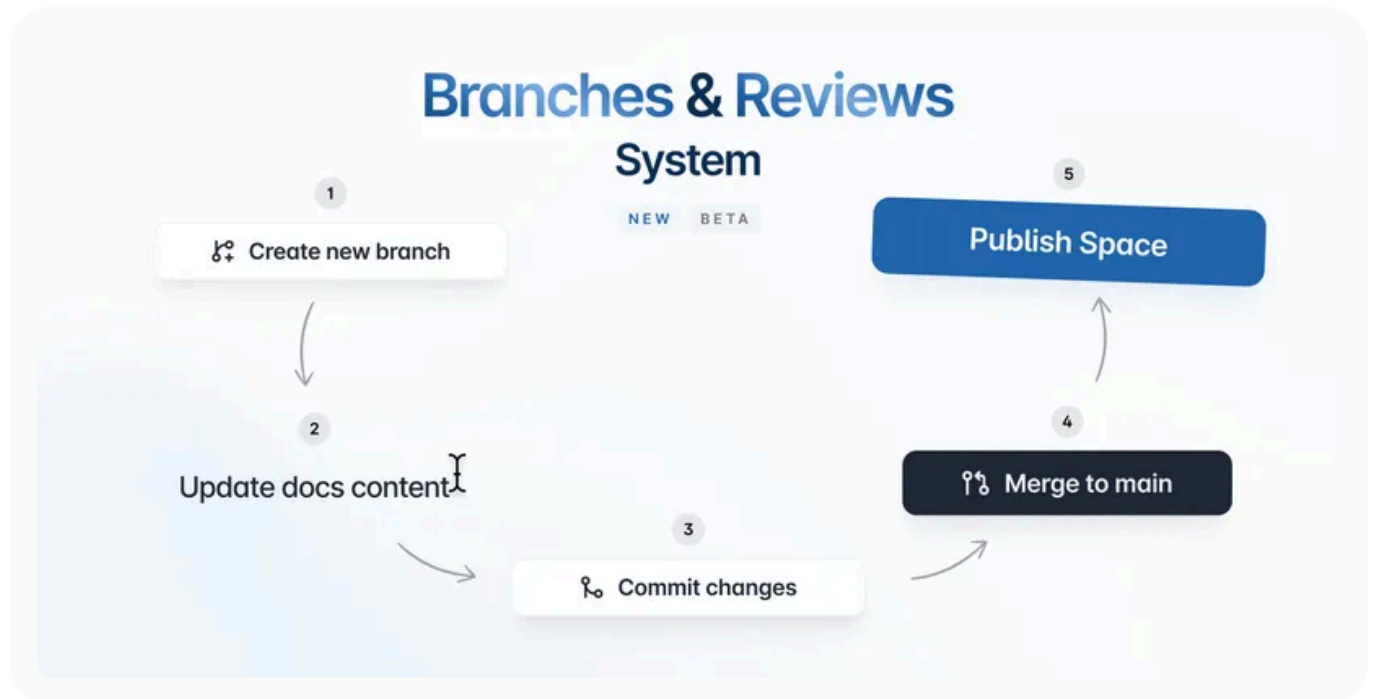
Need personalized support right now? Use the **blue chat bubble** in the bottom-right corner. This connects you immediately with our support team.



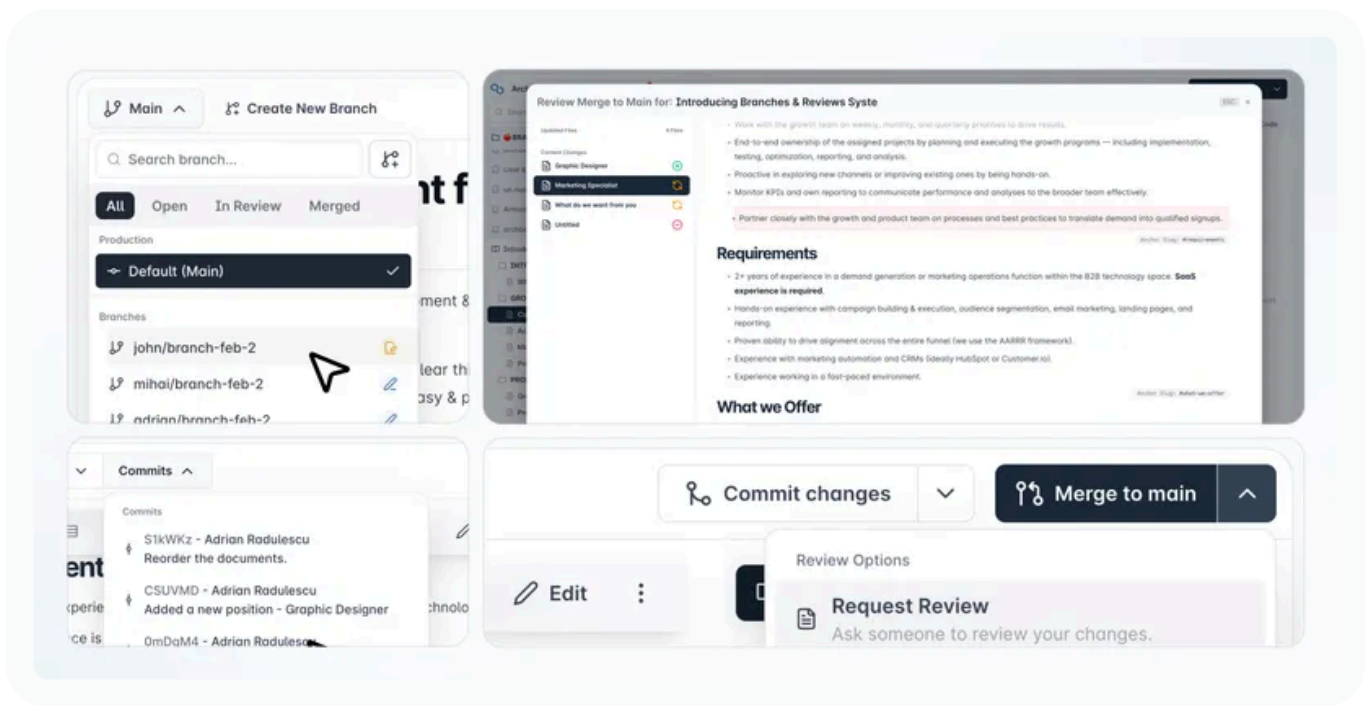
1.5. January 2026 Product Updates

Branching System (Beta)

We're excited to roll out the **Branching System (Beta)** and open it up for users to try. This release marks a major milestone, bringing Git-style workflows directly into Archbee.



You can now create branches for your documentation, work on changes in isolation, and merge updates when they're ready. This gives teams a much stronger foundation for organizing drafts, planning documentation releases, and managing parallel work streams, all without relying on external Git repositories.



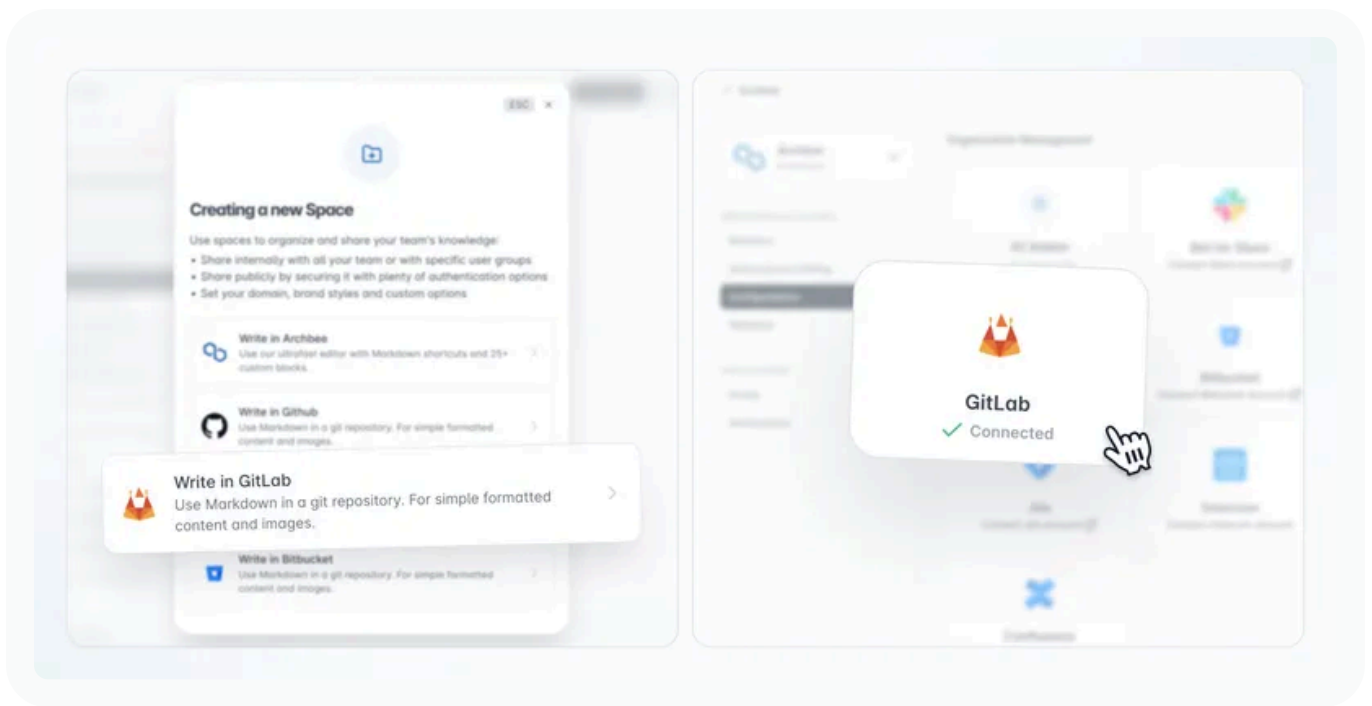
The branching system works with both **Archbee native projects** and **GitHub-connected repositories**, and it includes built-in conflict resolution so teams can collaborate confidently without dealing with traditional Git complexity.

i Beta notes:

- Enable it when creating a space by selecting **Branches and Reviews System**
- Available only for **newly created spaces**
- You cannot switch existing spaces to branching during the Beta

GitLab Two-Way Sync Integration

Archbee now supports a **two-way sync integration with GitLab**, giving teams more flexibility when working with Git-based documentation workflows.



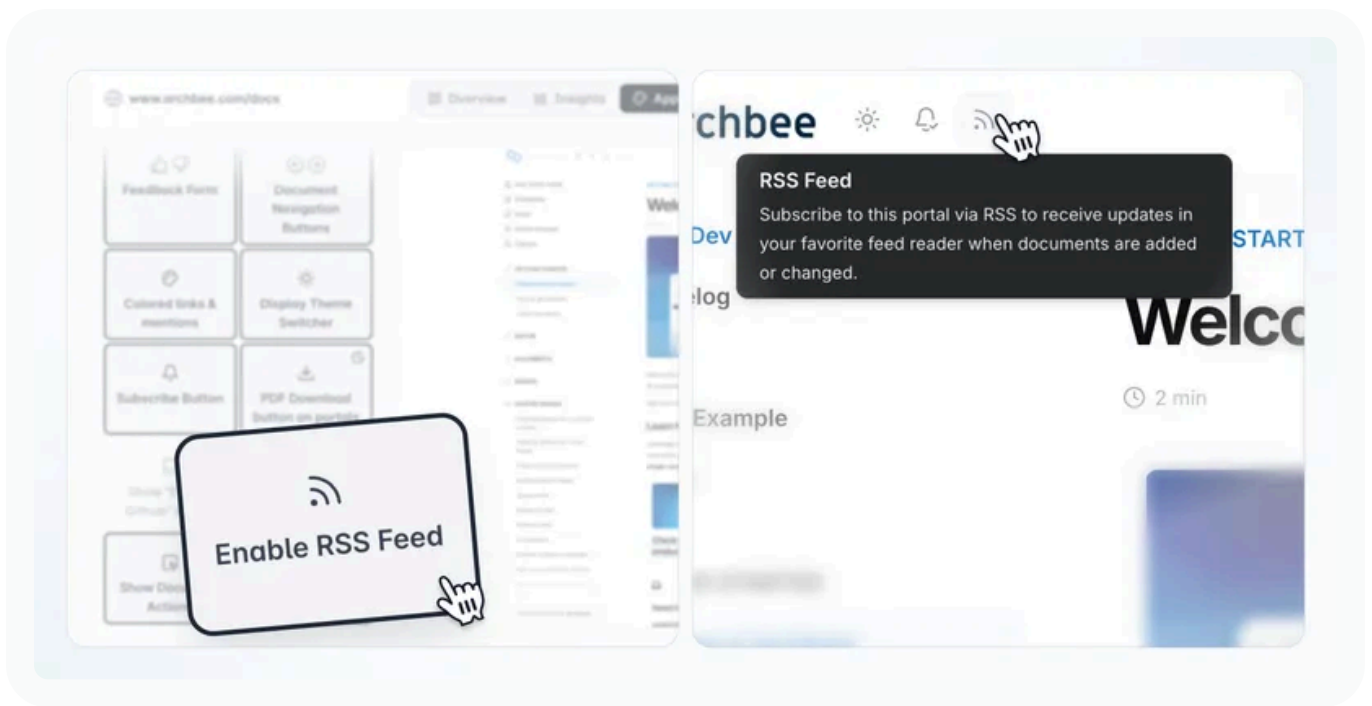
You can keep documentation in sync whether edits happen in Archbee or directly in GitLab and IDE workflows, while maintaining version control and smooth collaboration between documentation and engineering teams.

With this release, Archbee now supports **GitHub, Bitbucket, and GitLab** as first-class repository integrations, making it easier to standardize documentation workflows across platforms.

Developers can contribute using their preferred tools, while documentation teams leverage Archbee's editor and collaboration features to involve non-technical contributors as well.

RSS Feeds for Published Spaces

You can now enable **RSS feeds** for your published documentation and make it effortless for readers to stay in sync with content updates.

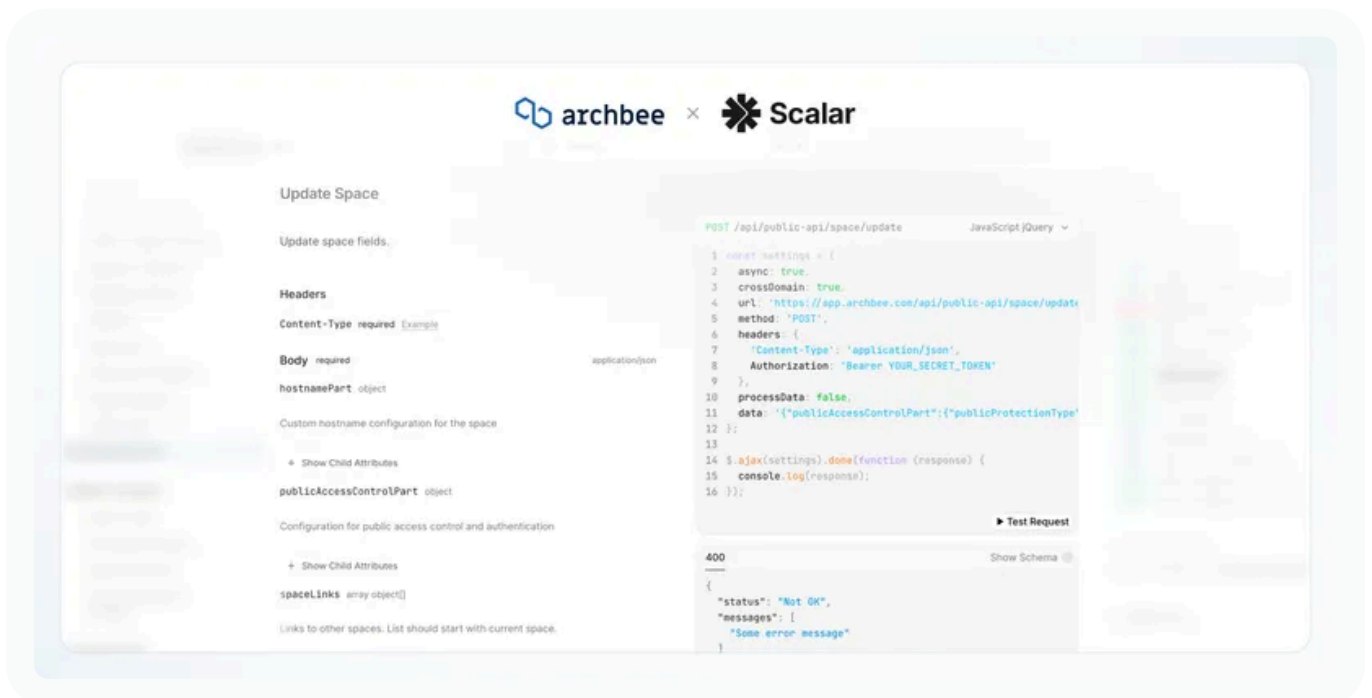


Once enabled, users can subscribe to your space and automatically receive updates whenever you publish or update pages. This is a great fit for release notes, product documentation, and any content that evolves frequently.

Enable RSS feeds per space from **Appearance settings**, under **Portal interaction**.

Scalar Integration for OpenAPI Specifications

Archbee now integrates with **Scalar**, unlocking a more modern, interactive way to document and explore OpenAPI specifications.



With the new **Scalar block**, you can embed OpenAPI specs by URL or file upload and render them using Scalar's polished UI and advanced API playground. Readers can explore endpoints and test APIs directly, with a smoother and more powerful experience than a traditional Swagger viewer.

You now have three ways to work with OpenAPI in Archbee, giving you flexibility to match different documentation needs and workflows:

- **Scalar block** for interactive API documentation
 - **Archbee native OpenAPI import:** [Importing OpenAPI / Swagger](#)
 - **Swagger block** for existing workflows: [OpenAPI/Swagger](#)
-

Improvements and Fixes

This release includes a set of improvements and bug fixes that make everyday work in Archbee smoother and more reliable.

Collaboration and editing

- Restored the ability to **share draft documents via link**, bringing back an important collaboration workflow.
- Added support for **tagging users in Q&A messages**, making conversations more direct and actionable.
- Improved list editing and text input behavior across browsers, including Safari.
- Fixed flickering and layout issues in code drawers during edits.
- Added support for **pastings links over selected text** using standard keyboard shortcuts, instantly turning the selection into a link.

Search and access control

- Fixed case sensitivity issues in search inputs to improve result accuracy.
- Resolved issues where hidden spaces appeared in search results.
- Improved search behavior in spaces using the Stripecy theme.

Tables, files, and imports

- Improved **table width handling** for better readability.

- Enhanced the **file manager** to show where files and images are used across documentation.
- Added **import history and import reports** to provide clearer visibility into migration results.
- Fixed issues with the import button to improve reliability during document imports.

General polish

- Fixed formatting issues affecting titles, spacing, and text styles.
- Improved copy and paste behavior in Q&A messages.
- Resolved issues with favicon updates in Space Appearance settings.

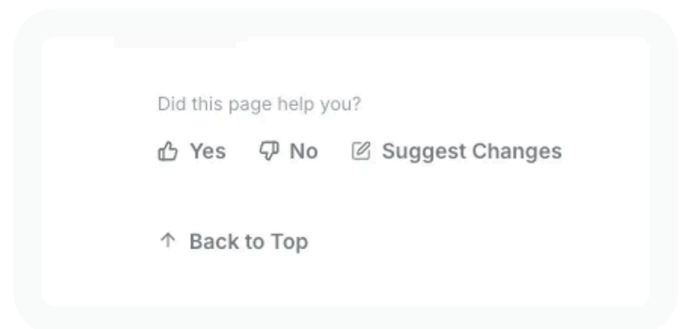
If you want, I can also tighten this further for an in-app changelog or highlight only the most customer-visible fixes.

Tell Us What You Think

We're trying to build something great, but **we need your unique perspective** to make it even better. Don't hold back and let us know what's on your mind.

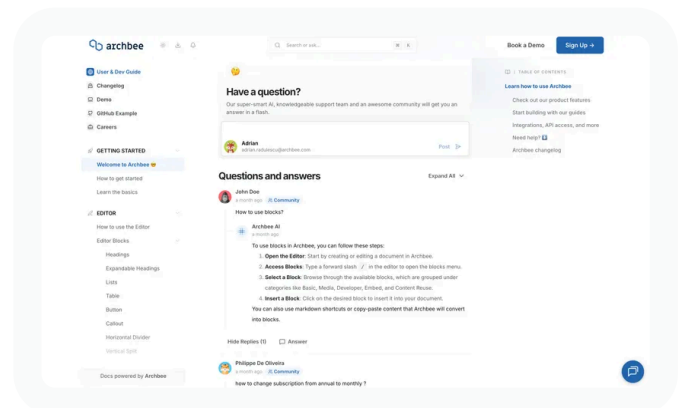
Feedback Form

Need to share your thoughts directly? Use the feedback form to leave a quick text feedback.



Ask a Question (Q&A Section)

Have a specific problem or need a solution? Post it here! Below is a **public section** where **our community, our team**, or our AI can respond and offer help.



Support Chat

Need personalized support right now? Use the **blue chat bubble** in the bottom-right corner. This connects you immediately with our support team.

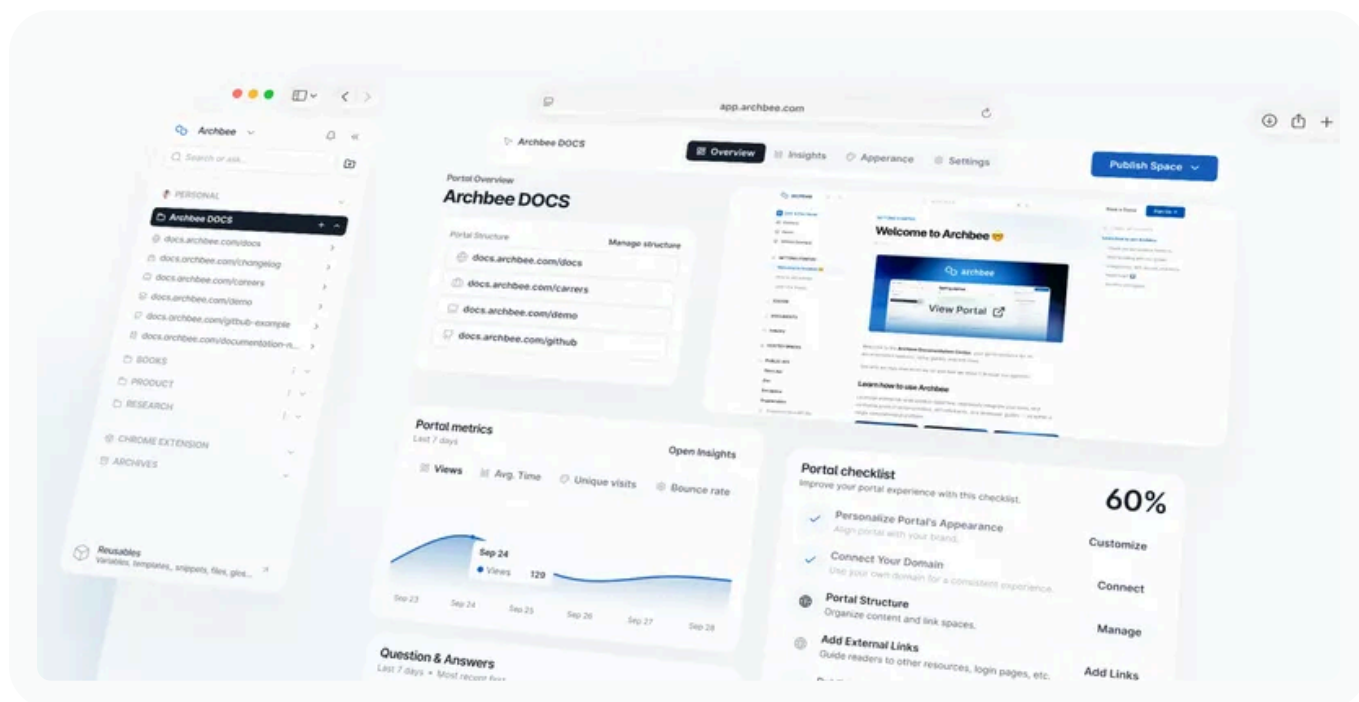


2. 2025

2.1. November 2025 Product Updates

Portal & Space Dashboards

We've introduced the all-new **Portal & Space Dashboard** in Archbee, giving teams a clearer and more actionable view of their documentation spaces.



The new **Space Dashboard - Overview Tab** is designed for documentation managers, offering a high-level snapshot of key activities and details:

- **Documentation Activity:** Track recent activity within your space.
- **Public Preview:** Quickly view how your space appears publicly.

- **Space Details:** Essential information about the space configuration.
- **Publishing Progress:** Monitor the status of your publishing efforts.

The new **Portal Dashboard - Overview Tab** puts all your essential portal management tools in one place:

- **Portal Structure:** View and easily navigate all the spaces linked within the same portal.
- **Real-time Preview:** Instantly see your space's appearance, including layout, themes, and color settings, before you publish.
- **Insights:** Get a quick understanding of your portal's performance and key metrics.
- **Portal Checklist:** A simple guide to ensure your portal is fully optimized.
- **Questions & Answers:** Centralize all received portal questions for easier viewing, filtering, and answering.
- **Document Feedback:** See all feedback received on your portal in a single, accessible location.

Both the Space and Portal Dashboards now include three new tabs to improve the user experience and organization:

- **Insights** : Now in a more accessible and organized location, making it easier to analyze space/portal performance.
- **Appearance:** All "look and feel" settings are grouped here. You can now see live changes as you adjust themes and styles.
- **Space/Portal Settings:** Settings are now organized with more room for future improvements and easier management.

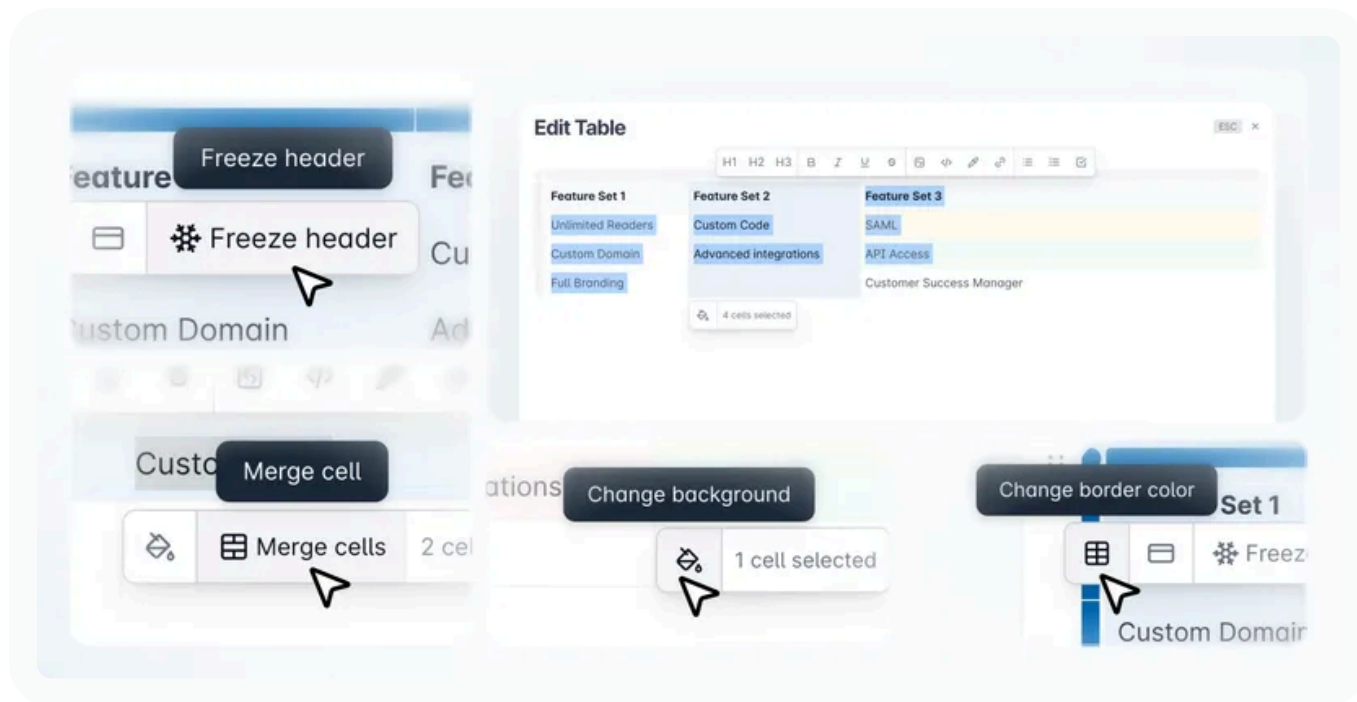
These enhancements give you better visibility, control, and customization over your documentation, helping your team manage spaces more efficiently than ever before.

Enhanced Tables

Tables in Archbee are now **more powerful than ever**.

You can now **merge and split cells**, **freeze headers**, **apply background colors**, and **expand large tables** into a full-screen view for better readability and editing. These

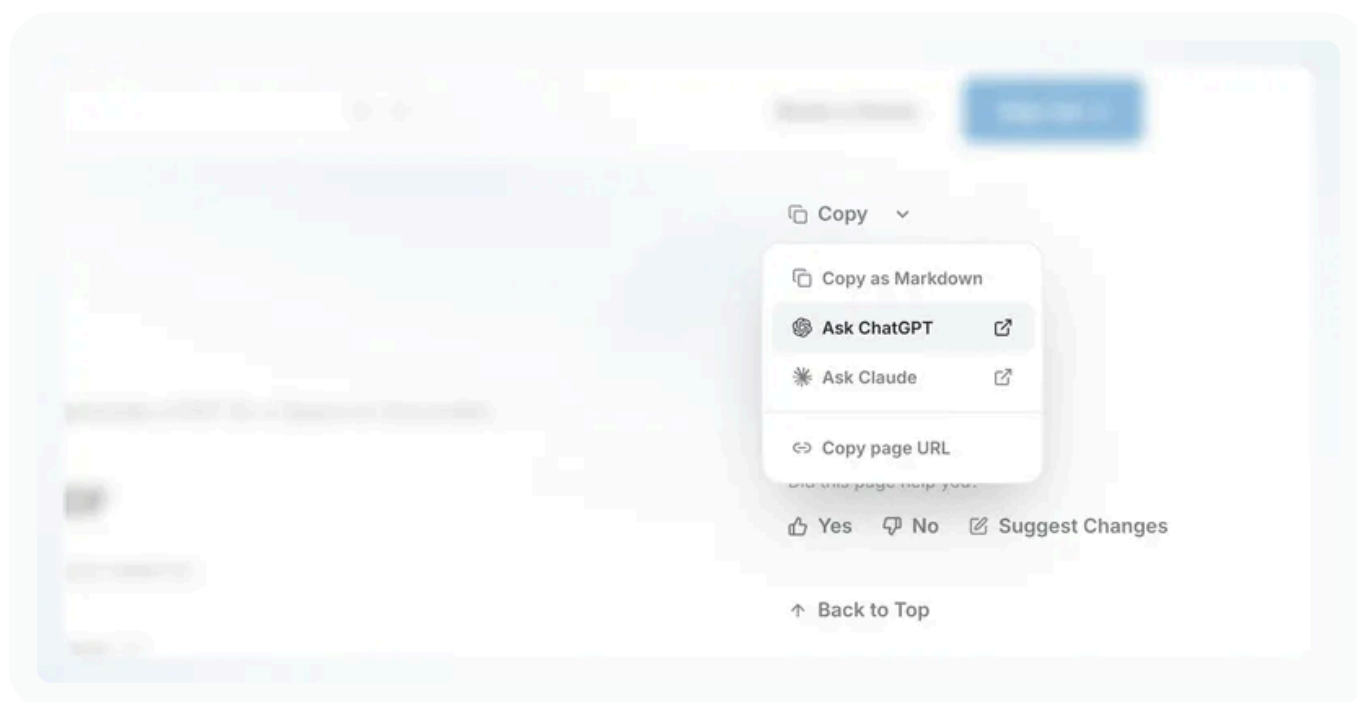
enhancements make it easier to create, edit, and present complex datasets right inside your documentation.



Copying and pasting tables directly from **Confluence** also preserves merged cells and formatting, simplifying migration and editing workflows.

Public Document Actions

We've expanded the functionality of user actions on published spaces with a new **Document Actions** menu, offering readers and collaborators more ways to interact with your documentation.



The new menu includes:

- **Copy:** Quickly copy all page content as Markdown.
- **View page as Markdown:** See the raw Markdown structure of the document in a new tab.
- **Ask ChatGPT or Ask Claude:** Open your preferred AI tool to query your content.
- **Copy page link:** Share your document instantly with others.
- **Back to top:** Improves navigation on lengthy documents by allowing users to instantly return to the top of the page.

Other changes:

- **Suggest Changes:** We've repositioned this feature to be closer to the feedback buttons, making it more intuitive and accessible.
- **Edit on GitHub:** The "Edit on GitHub" button was relocated along with the general feedback buttons for better organization.
- **Feedback Analytics Buttons:** We've relocated the feedback buttons for easier and faster access within your documentation, under Table of Contents.

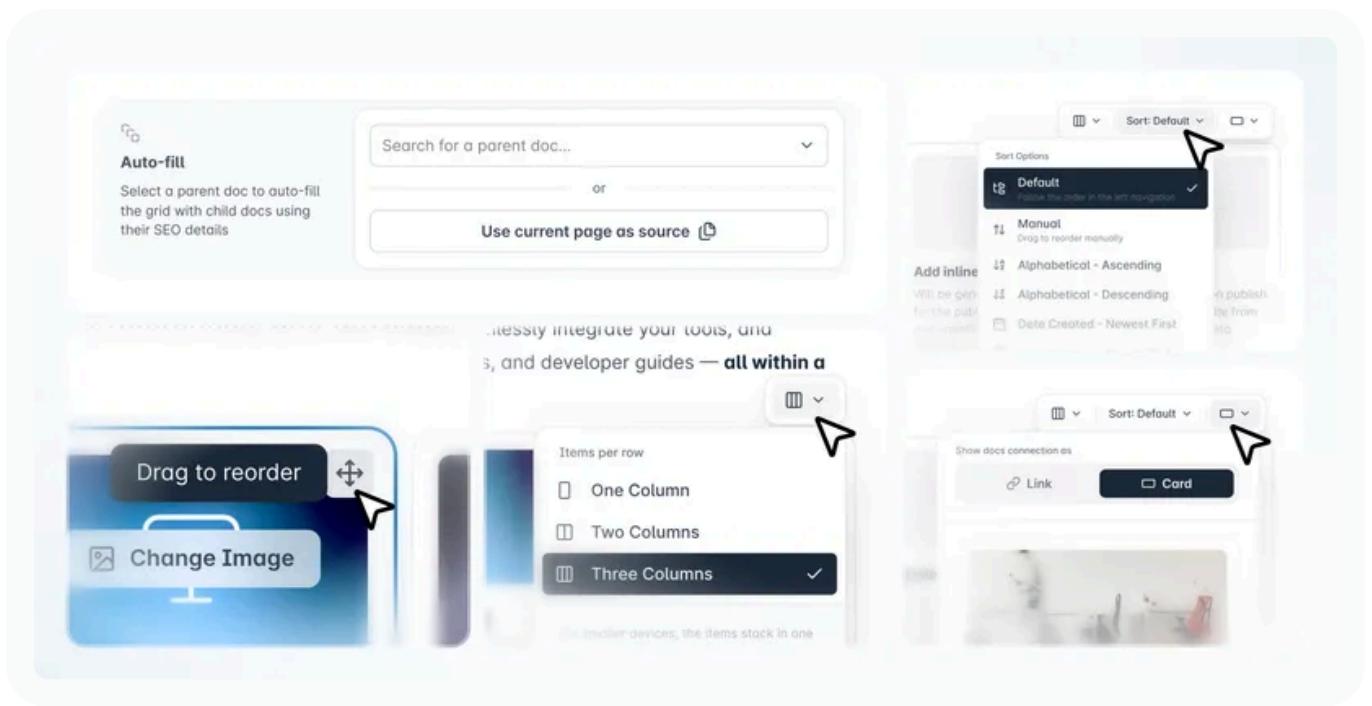
How to enable Document Actions

You can enable Document Actions under **Appearance** in your space settings.

This update makes collaboration smoother and enhances how your readers interact with published documentation.

Link Blocks are Now Link Grids

The former **Link Blocks** have evolved into the new and improved **Link Grids**, giving you greater flexibility and control over how you display collections of pages and content across your documentation.



With **Link Grids**, you can now:

- **Automatically display all child documents** inside a selected parent page, dynamically updated as new pages are added or removed.
- **Choose between card or list layouts**, adapting the visual style to your content needs.
- **Adjust the number of columns** (1, 2, or 3) for better visibility across large collections.
- **Easily manage large documentation structures** with improved performance and layout balance.

These enhancements make it easier to organize and present your documentation collections, especially for users with complex hierarchies or extensive knowledge bases.

No action required

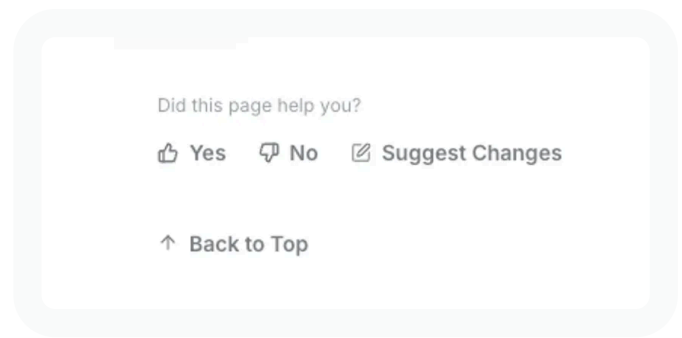
As part of this update, existing **Link Blocks** in your spaces will be automatically upgraded to **Link Grids**, no action required.

Tell Us What You Think

We're trying to build something great, but **we need your unique perspective** to make it even better. Don't hold back and let us know what's on your mind.

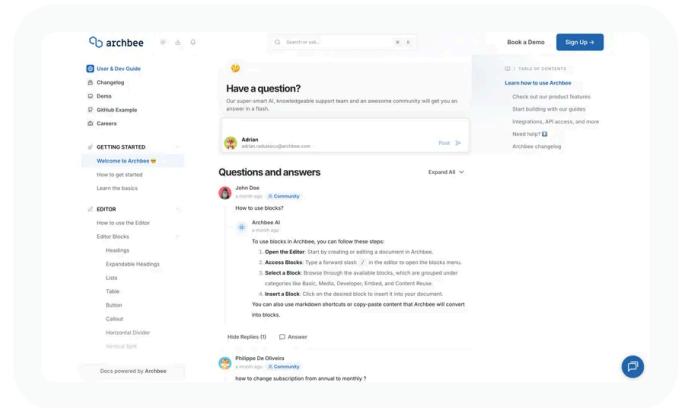
Feedback Form

Need to share your thoughts directly? Use the feedback form to leave a quick text feedback.



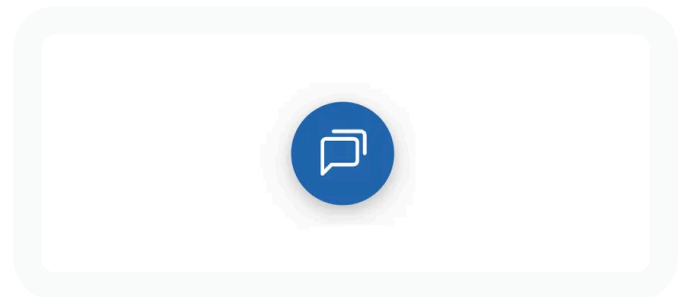
Ask a Question (Q&A Section)

Have a specific problem or need a solution? Post it here! Below is a **public section** where **our community, our team**, or our AI can respond and offer help.



Support Chat

Need personalized support right now? Use the **blue chat bubble** in the bottom-right corner. This connects you immediately with our support team.

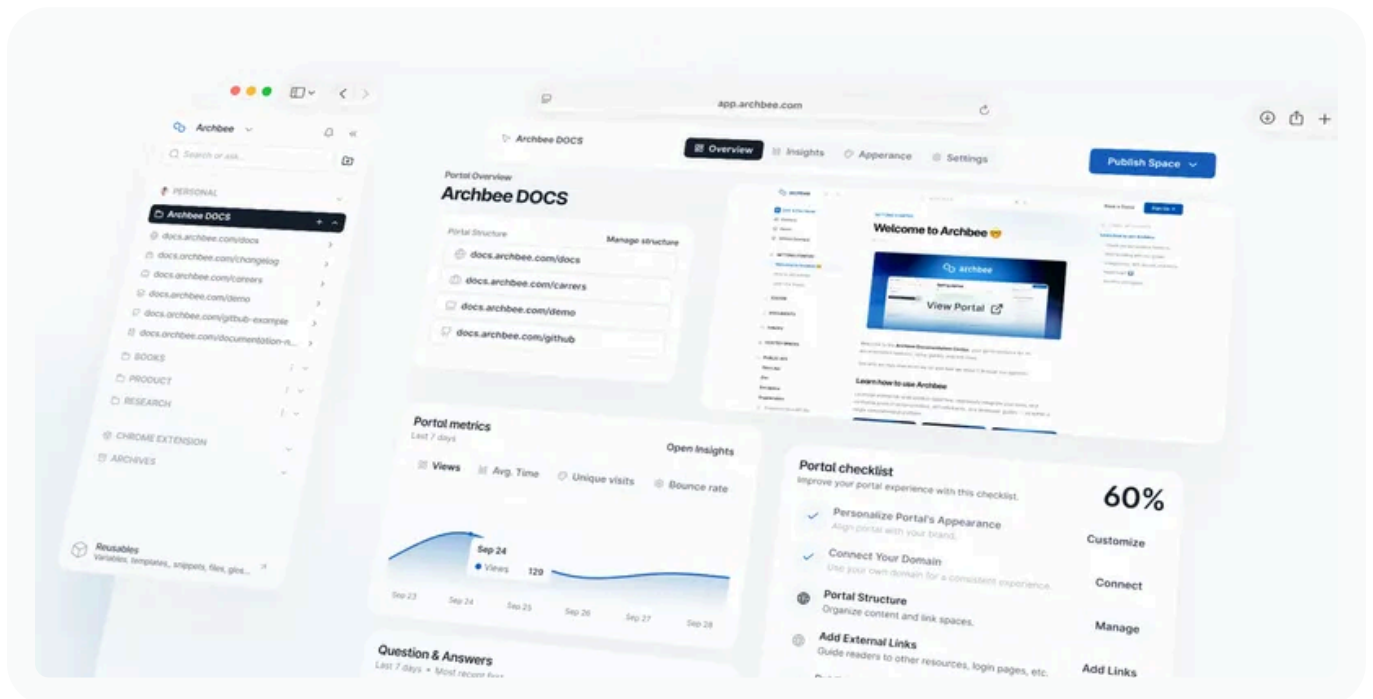


2.1.1. What's New Nov 1-15

New Releases

Portal & Space Dashboards

We've introduced the all-new **Portal & Space Dashboard** in Archbee, giving teams a clearer and more actionable view of their documentation spaces.



The new **Space Dashboard - Overview Tab** is designed for documentation managers, offering a high-level snapshot of key activities and details:

- **Documentation Activity:** Track recent activity within your space.
- **Public Preview:** Quickly view how your space appears publicly.
- **Space Details:** Essential information about the space configuration.
- **Publishing Progress:** Monitor the status of your publishing efforts.

The new **Portal Dashboard - Overview Tab** puts all your essential portal management tools in one place:

- **Portal Structure:** View and easily navigate all the spaces linked within the same portal.

- **Real-time Preview:** Instantly see your space's appearance, including layout, themes, and color settings, before you publish.
- **Insights:** Get a quick understanding of your portal's performance and key metrics.
- **Portal Checklist:** A simple guide to ensure your portal is fully optimized.
- **Questions & Answers:** Centralize all received portal questions for easier viewing, filtering, and answering.
- **Document Feedback:** See all feedback received on your portal in a single, accessible location.

Both the Space and Portal Dashboards now include three new tabs to improve the user experience and organization:

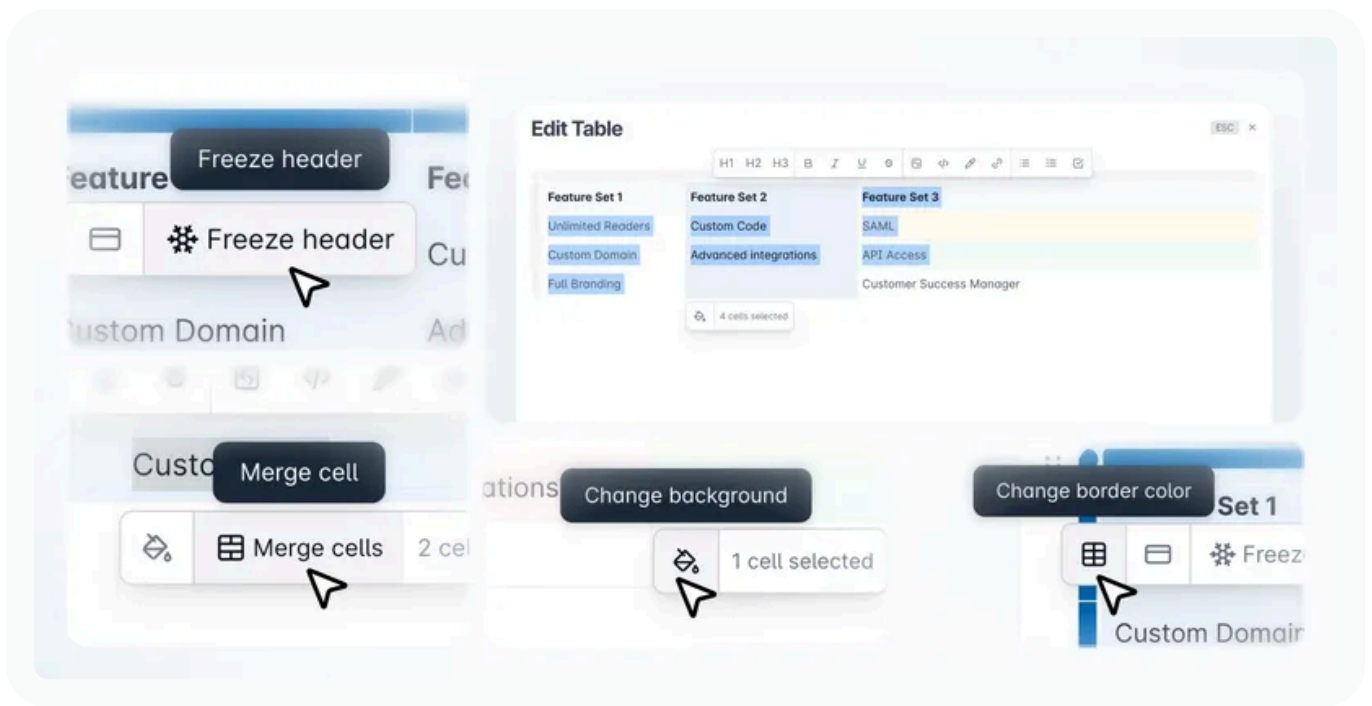
- **Insights** : Now in a more accessible and organized location, making it easier to analyze space/portal performance.
- **Appearance:** All "look and feel" settings are grouped here. You can now see live changes as you adjust themes and styles.
- **Space/Portal Settings:** Settings are now organized with more room for future improvements and easier management.

These enhancements give you better visibility, control, and customization over your documentation, helping your team manage spaces more efficiently than ever before.

Enhanced Tables

Tables in Archbee are now **more powerful than ever**.

You can now **merge and split cells, freeze headers, apply background colors, and expand large tables** into a full-screen view for better readability and editing. These enhancements make it easier to create, edit, and present complex datasets right inside your documentation.



Copying and pasting tables directly from **Confluence** also preserves merged cells and formatting, simplifying migration and editing workflows.

Tweaks & Fixes

Fixed ✓

Feature	Description
App Widget	Fixed an icon rendering issue in the app widget when clicking "How To Use".
Editor	Fixed an issue where images were collapsing in the editor.
Editor	Resolved a "Cannot read properties of undefined" error for onSyncNotifications causing Cypress test failures.
Editor	Fixed the "Edit image" button not responding in link blocks.
Editor	Fixed heading display issues inside callout blocks.
Editor	Fixed keyboard shortcut mappings for Dvorak keyboard users.
Export	Fixed performance issues where PDF export would take too long or fail to generate.
File Manager	Fixed the drag and drop area being smaller than the window size.
Landing Page	Fixed the "Save" button visibility issue on custom landing pages caused by long CSS code.
Landing Page	Fixed logic for landing page logo sizing.
Links	Fixed external links defaulting to the internal tab when clicked.
Links	Corrected color updates for external links.
Login Portal	Fixed a login portal issue and updated the SAML icon to a key symbol.
Notifications	Fixed an issue where API files could not be opened directly from notifications.
Onboarding	Made form fields mandatory during the onboarding process.
Public Docs	Removed "overflow: hidden" from snippets on public documentation to improve visibility.
Public Portals	Fixed the placement of the Archbee badge on the side panel of public portals.
Published	Fixed a 403 error on the "Read More" section when "Show content on category page" is enabled on private links.

Feature	Description
Review System	Fixed an issue where clicking "Edit draft" on an API endpoint page opened the AI modal instead of the content.
Pictures	Fixed images from shared public links not displaying on mobile devices (iOS).
Reusable Content	Fixed glossary terms not rendering correctly (appearing as {{...}}) in the published view.
Search	Fixed an issue where the dashboard search returned no results.
Search	Fixed a missing background style in the search interface.
Security	Updated the lodash library to resolve a vulnerability scan issue.
Space Groups	Fixed an issue where deleted Space groups would sometimes persist in the left navigation.
UI	Fixed title alignment issues on tablet devices.
UI	Fixed fade logic failing and resetting on scroll when a category is clicked.
UI	Fixed miscellaneous UI issues including divider shading and feedback button borders.
UI	Fixed inconsistent height issues in UI elements.
UI	Fixed spacing alignment in the Public Access Control (PAC) interface.

Improvements ▮

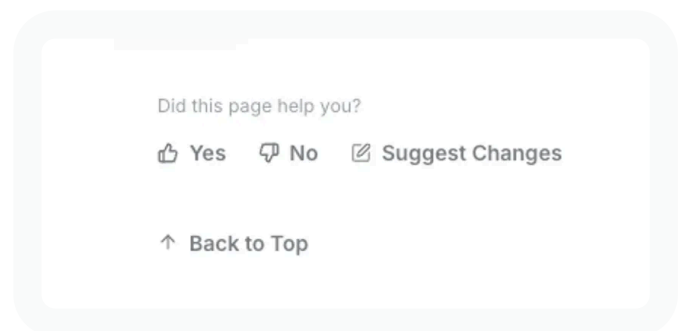
Feature	Description
Admin Settings	Moved notification settings to a dedicated "Admin Notification Settings" section.
Dashboard	Rolled out a redesign for the Space Dashboard for better usability.
PAC	Added a "Waiting time" option to Public Access Control (PAC) settings.
Published	Added the ability to customize the "JWT" text on the authentication page (e.g., for non-technical users).
Reusable Content	Added the ability to select and apply multiple tags to a document at once.
UI	Improved spacing and gaps in the document details view (contributors, reading time, breadcrumbs).
Versions	Added Afrikaans as a supported language for versioned documentation.

Tell Us What You Think

We're trying to build something great, but **we need your unique perspective** to make it even better. Don't hold back and let us know what's on your mind.

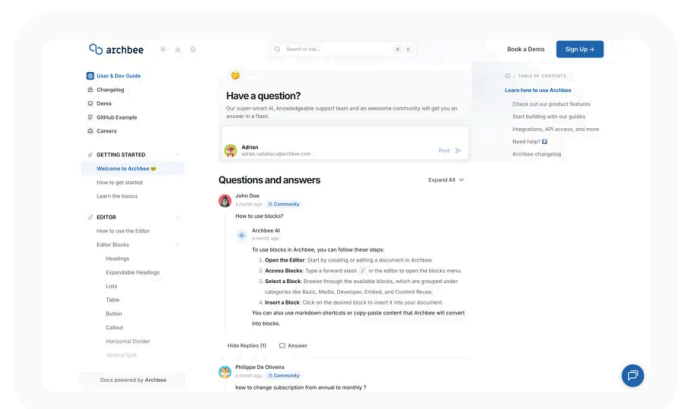
Feedback Form

Need to share your thoughts directly? Use the feedback form to leave a quick text feedback.



Ask a Question (Q&A Section)

Have a specific problem or need a solution? Post it here! Below is a **public section** where **our community, our team**, or our AI can respond and offer help.



Support Chat

Need personalized support right now? Use the **blue chat bubble** in the bottom-right corner. This connects you immediately with our support team.

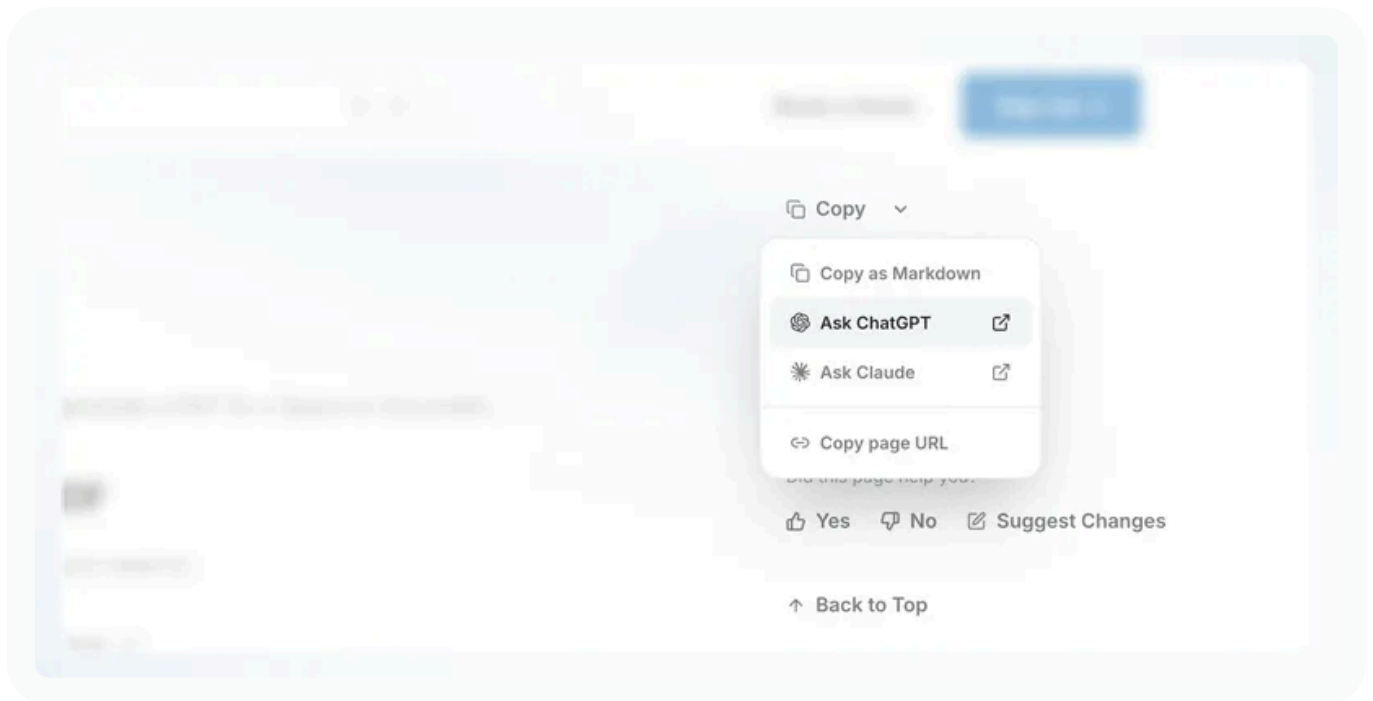


2.1.2. What's New Nov 15-31

New Releases

Public Document Actions

We've expanded the functionality of user actions on published spaces with a new **Document Actions** menu, offering readers and collaborators more ways to interact with your documentation.



The new menu includes:

- **Copy:** Quickly copy all page content as Markdown.
- **View page as Markdown:** See the raw Markdown structure of the document in a new tab.
- **Ask ChatGPT** or **Ask Claude:** Open your preferred AI tool to query your content.
- **Copy page link:** Share your document instantly with others.
- **Back to top:** Improves navigation on lengthy documents by allowing users to instantly return to the top of the page.

Other changes:

- **Suggest Changes**: We've repositioned this feature to be closer to the feedback buttons, making it more intuitive and accessible.
- **Edit on GitHub**: The "Edit on GitHub" button was relocated along with the general feedback buttons for better organization.
- **Feedback Analytics Buttons**: We've relocated the feedback buttons for easier and faster access within your documentation, under Table of Contents.

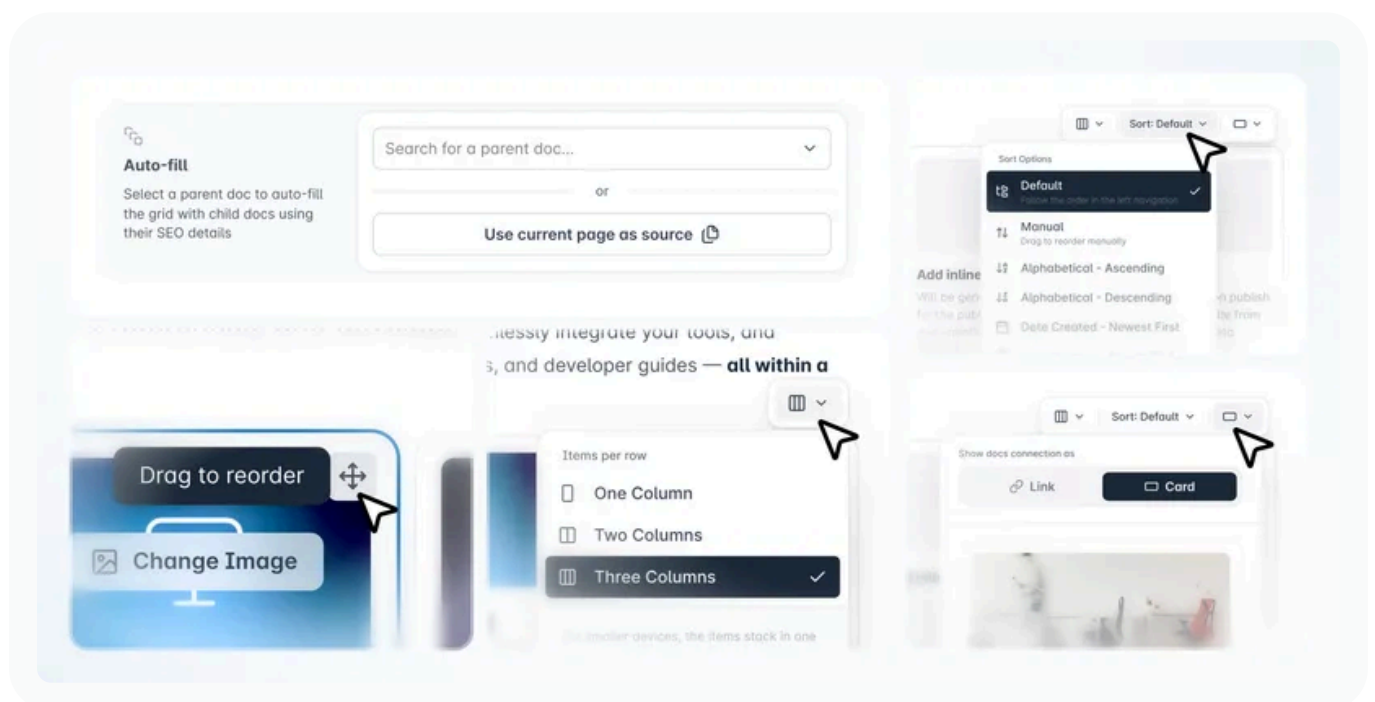
How to enable Document Actions

You can enable Document Actions under **Appearance** in your space settings.

This update makes collaboration smoother and enhances how your readers interact with published documentation.

Link Blocks are Now Link Grids

The former **Link Blocks** have evolved into the new and improved **Link Grids**, giving you greater flexibility and control over how you display collections of pages and content across your documentation.



With **Link Grids**, you can now:

- **Automatically display all child documents** inside a selected parent page, dynamically updated as new pages are added or removed.

- **Choose between card or list layouts**, adapting the visual style to your content needs.
- **Adjust the number of columns** (1, 2, or 3) for better visibility across large collections.
- **Easily manage large documentation structures** with improved performance and layout balance.

These enhancements make it easier to organize and present your documentation collections, especially for users with complex hierarchies or extensive knowledge bases.

No action required

As part of this update, existing **Link Blocks** in your spaces will be automatically upgraded to **Link Grids**, no action required.

Tweaks & Fixes

Fixed ✓

Feature	Description
Editor / Link Grid	Fixed an issue where adding an auto-fill section to a document would create double scrollbars and break smooth scrolling.
Editor / Link Grid	Resolved a layout bug where adding a Link Grid with autofill at the bottom of a document created excessive empty space.
Editor / Link Grid	Fixed a bug where "Link Grids" could be dragged and reordered while in Preview mode.
Editor / Link Grid	Addressed a visual glitch where the "Add image" element in Link Grids was missing rounded corners.
Editor / Link Grid	Corrected an issue where the "Image" header option was incorrectly displayed in the "Suggest changes" module for Link Grids.
Editor / Link Grid	Fixed the "Learn how it works" link in the Link Grid block which was previously unresponsive.
Editor / Tables	Fixed a bug allowing users to type text inside the same block container as a table, which would disappear in preview mode.
Editor / Tables	Resolved an issue where the table's left border would disappear if the header was removed while rows were merged beneath it.
Editor / Tables	Removed an unwanted trailing paragraph that appeared in the table edit modal.
Search	Fixed a bug where search results from other spaces were not returned when using Magic Link authentication.
Search	Resolved an issue where search results were not returning when using the Private Link authentication method.
Integrations	Fixed an issue preventing document conversion after syncing Markdown content from GitHub to Archbee.
Published View	Corrected the Table of Contents order where headings inside Workflow Blocks were displayed incorrectly.
Published View	Fixed a bug where "Auto" theme colors were incorrectly applying dark mode settings to user palettes.

Feature	Description
Published View	Fixed an issue on Safari where hitting the Escape key on an image would auto-scroll to the top of the document.
Spaces / Docs	Fixed a bug where document icons would not save unless the user clicked on a different document immediately after selection.
UI / Components	Fixed issues with multiple drop-down menus interacting incorrectly.

Improvements ▮

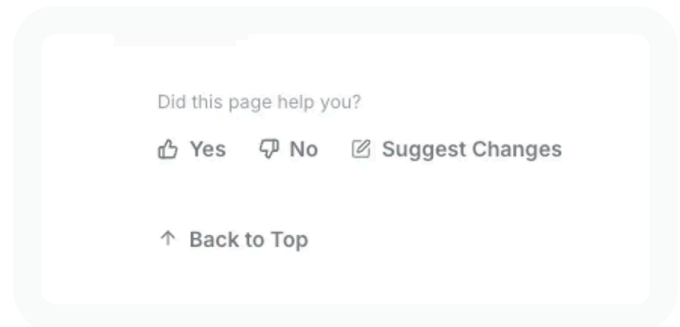
Feature	Description
Notifications	New: Introduced a new Notifications system within Archbee to keep you updated on workspace activity.
Editor	New: Added a "Back to Top" button under the Table of Contents on public portals for easier navigation.
Editor	Added the ability to highlight selected text using the user's specific color palette.
Editor	Improved the "Add Block" modal with better styling for shortcut keys.
CMS	Updated active states and fixed UI inconsistencies in the CMS interface for a smoother experience.
UI / Navigation	Refined the "Color Nav" spacing and side panel width on larger screens (Full HD+) for better visual balance.
Onboarding	Updated the Onboarding Checklist with new styling, including specific colors for solved/unsolved tasks and badges.
Share	Added the ability to easily copy the public link for a specific document directly from the interface.
Referral	Updated the "Referral Program" name for better clarity.

Tell Us What You Think

We're trying to build something great, but **we need your unique perspective** to make it even better. Don't hold back and let us know what's on your mind.

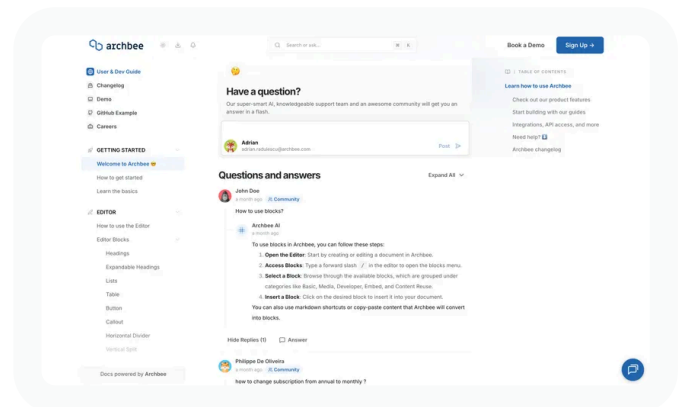
Feedback Form

Need to share your thoughts directly? Use the feedback form to leave a quick text feedback.



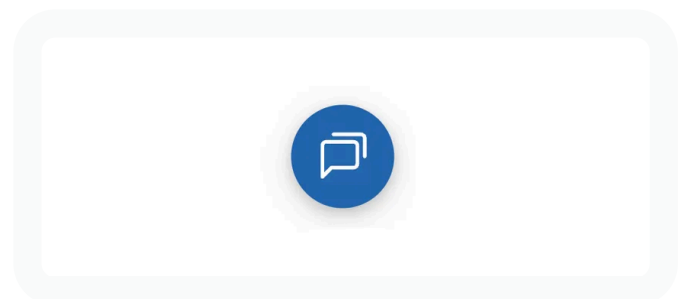
Ask a Question (Q&A Section)

Have a specific problem or need a solution? Post it here! Below is a **public section** where **our community, our team,** or our AI can respond and offer help.



Support Chat

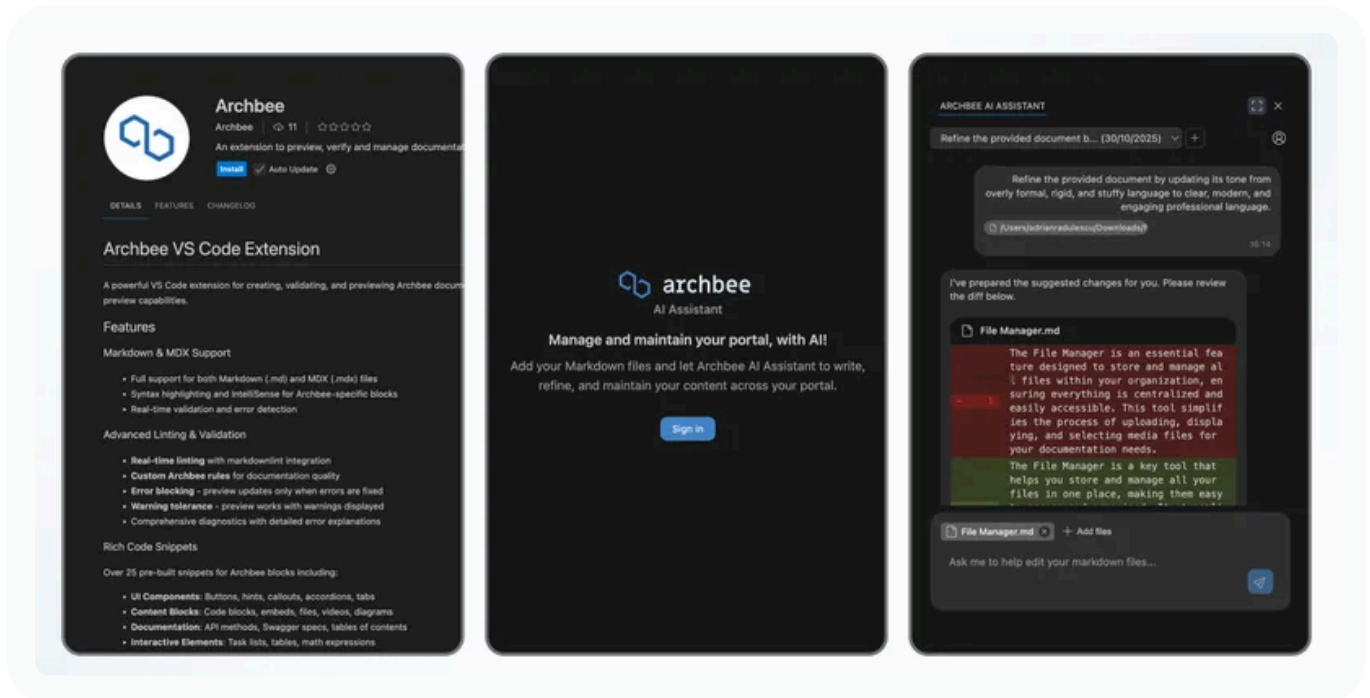
Need personalized support right now? Use the **blue chat bubble** in the bottom-right corner. This connects you immediately with our support team.



2.2. October 2025 Product Updates

New Releases

New Archbee's VS Code Extension

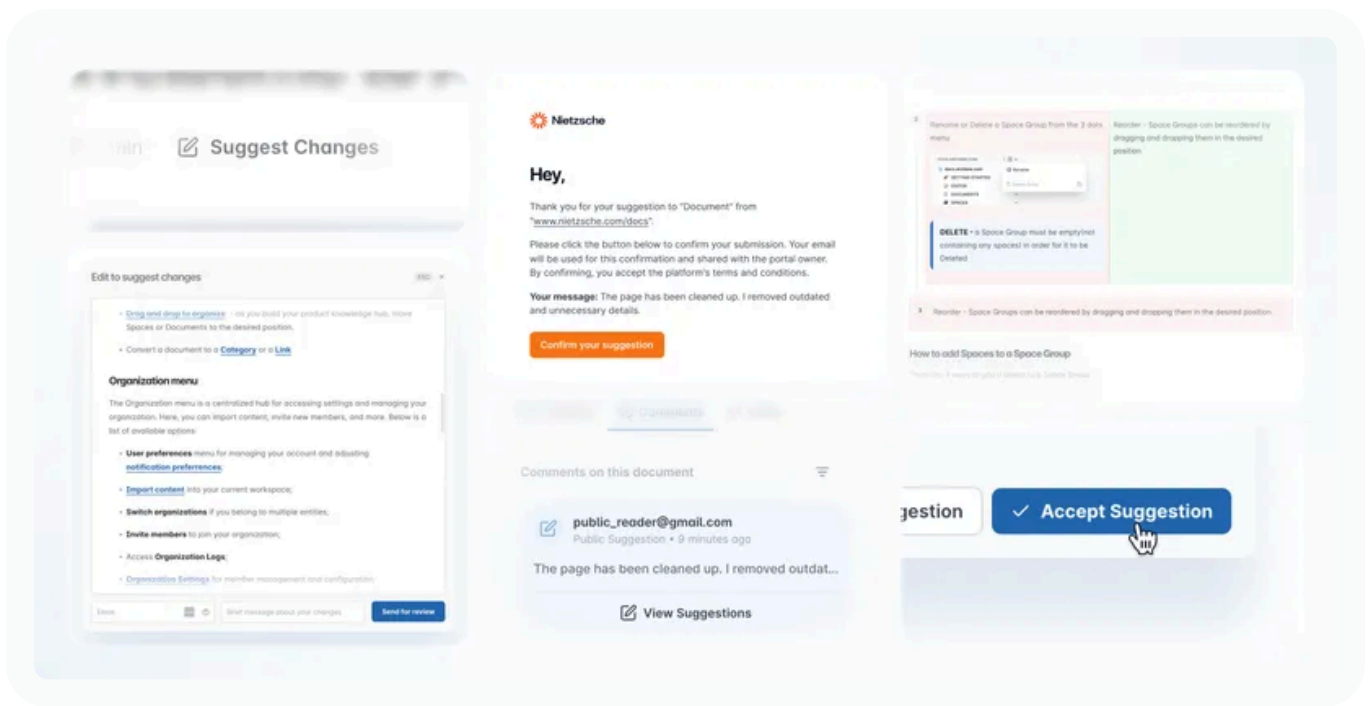


We're excited to introduce the **Archbee VS Code Extension**, designed to help you manage documentation faster and more intuitively from your favorite code editor.

The **Archbee AI Assistant** can help you iterate on your content, preview, modify multiple files in bulk, and improve documentation natively using **Archbee Blocks** and **Archbee Linting**. Simply describe what you want to do, and the AI Assistant will handle the rest.

🔗 [Link to install the Archbee VS Code Extension.](#)

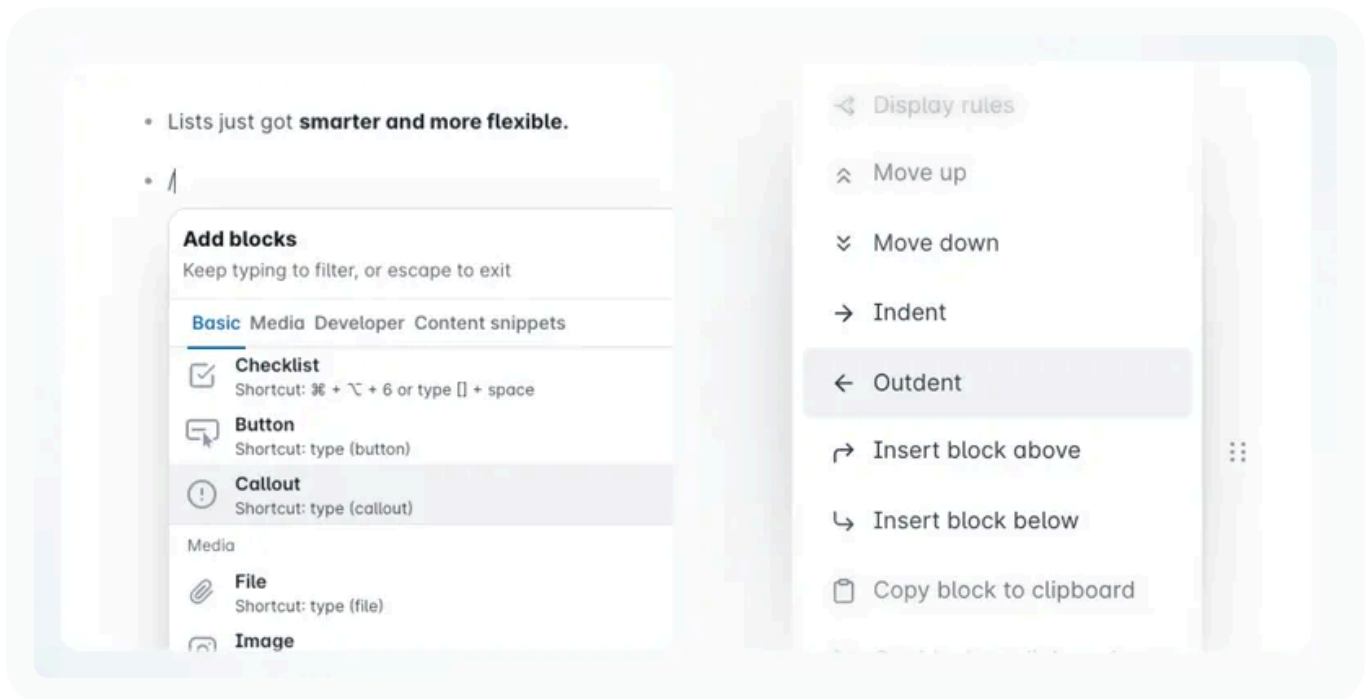
Suggest Changes



Your readers can now **suggest changes** directly from your public documentation portal.

This feature is available for **all subscription plans** and can be enabled from your space settings under **Appearance** → **Portal interactions** → **Show "Suggest Changes"**.

Lists

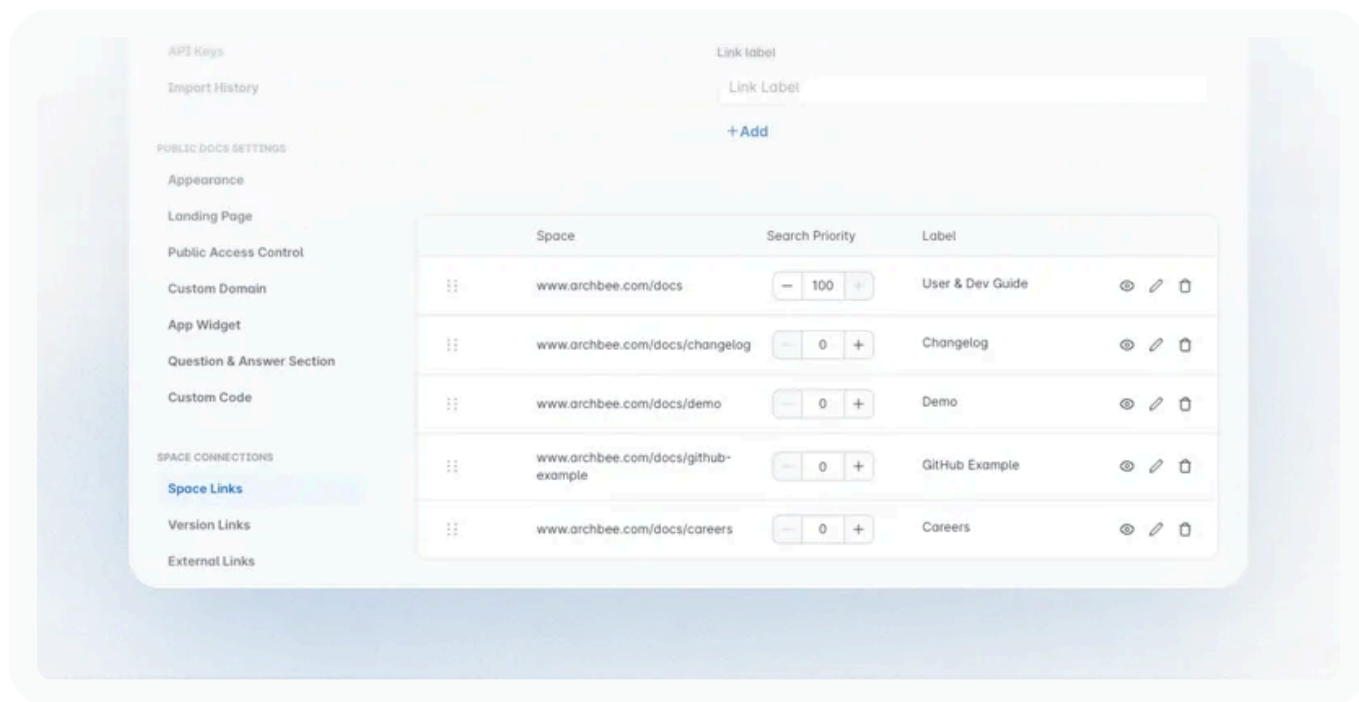


Lists just got smarter.

Now, you can include **any block type** inside a list, as well as **indent** and **outdent rows** for flexible, structured layouts. This improvement makes lists more powerful and easier to

organize.

Search Prioritization



You can now control which spaces or categories appear first in search results.


Set a **priority value** for each space to highlight your most important content:

Example: 100, 50, 25, 15, 10, 0


Higher values appear first, helping you guide readers toward key documentation.

More to read?

Check out our bi-weekly changelog. Here are more of this month.



[What's New Oct 1-15](#)

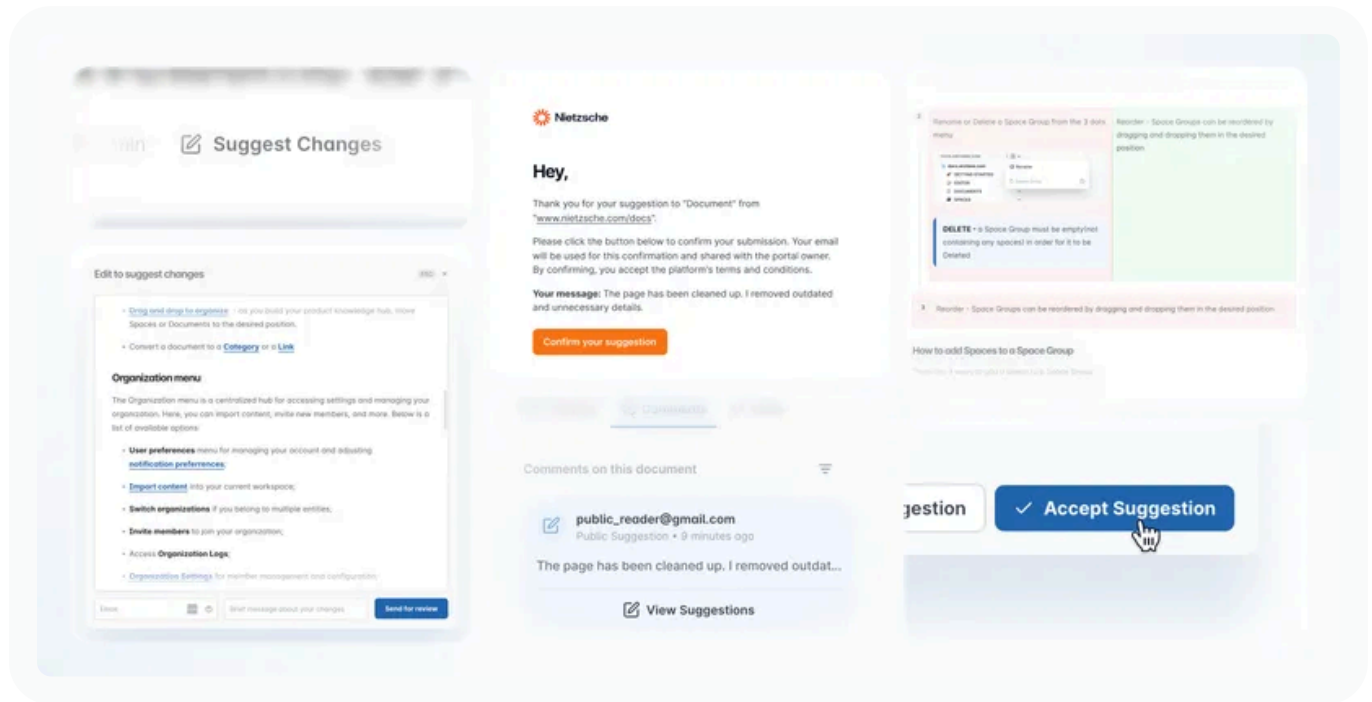


[What's New Oct 16-31](#)

2.2.1. What's New Oct 1-15

New Releases

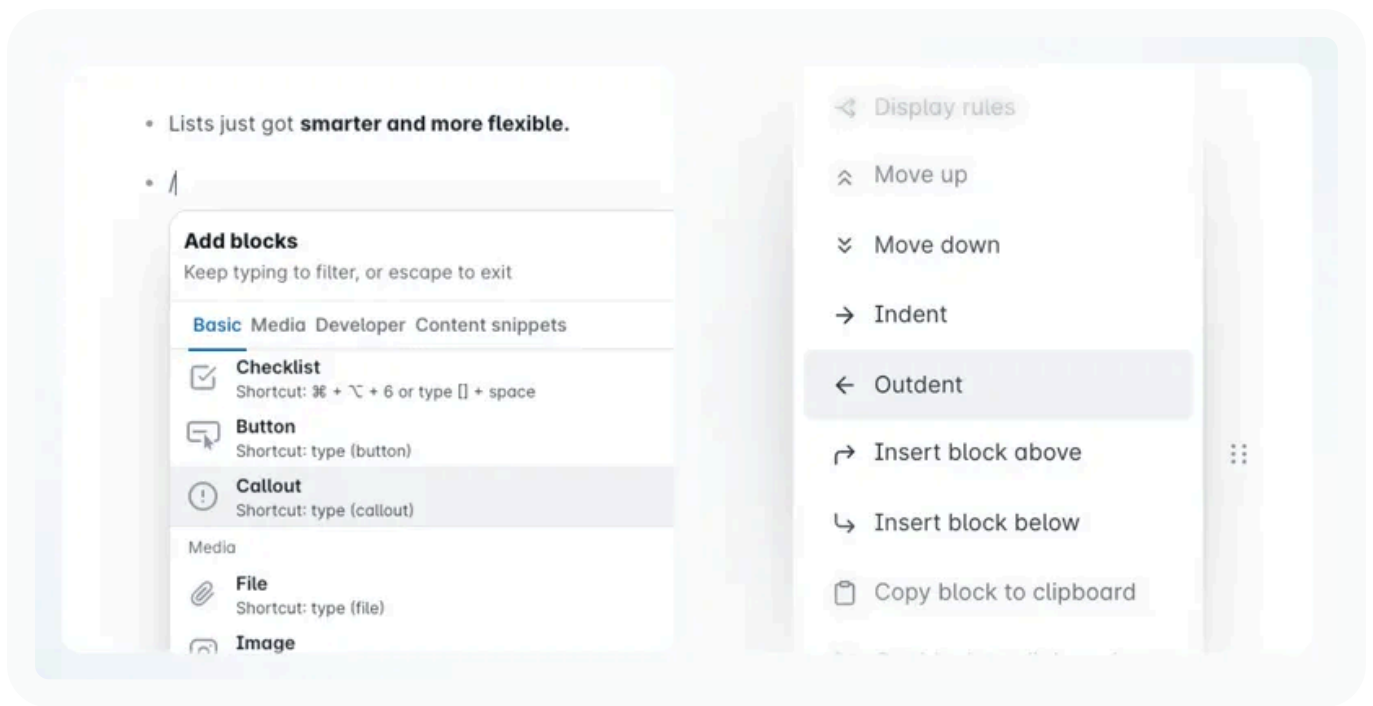
Suggest Changes



Your readers can now **suggest changes** directly from your public documentation portal.

This feature is available for **all subscription plans** and can be enabled from your space settings under **Appearance** → **Portal interactions** → **Show "Suggest Changes"**.

Lists



Lists just got smarter.

Now, you can include **any block type** inside a list, as well as **indent** and **outdent rows** for flexible, structured layouts. This improvement makes lists more powerful and easier to organize.

Tweaks & Fixes

Fixed ✓

Feature	Description
Lists / Content Snippets	Fixed duplicated unordered lists in snippet blocks on the public UI.
Content Snippets	Fixed missing translation for content snippets and Workflow block titles in Auto-AI translation.
Export	Fixed missing code boxes (non-/code blocks) when exporting or copying Markdown/MDX pages.
SEO Meta Description	Fixed AI-generated summaries exceeding 255-character limit for SEO meta descriptions.
Links	Fixed right-click behavior on links with anchors, ensuring proper redirection to correct pages.
Find and replace	Fixed missing background for the "Find and Replace" modal that made it appear transparent.
Insights – Traffic tab	Corrected analytics counting logic to exclude internal and draft page visits from Insights.
Review System – View Draft Diff	Resolved issue where new images in draft versions appeared as broken in "View Draft Diff".
Search – Public API	Fixed internal server error when calling the public API search with certain document IDs.
Search button – Mobile	Removed unnecessary background from the search button for a cleaner look.
App Widget	Fixed icon rendering issue in the app widget.
Sync Documents	Fixed background and padding issues in the Confluence integration element across themes.
Variables	Corrected the color for Value text and Trash icon in dark mode for better visibility.

Improvements ▮

Feature	Description
CMS – All modals	Updated modal background color.
CMS - Theme Toggle	Replaced old theme toggle design in the editor with a modern, compact SVG-based toggle.
Archives	Simplified the Archives by removing “+” button and non-relevant actions for normal users only.
Space settings	Standardized table design, improved header backgrounds, and aligned row dividers in space settings.
OpenAPI	Enhanced OpenAPI rendering by displaying “Conditional” metadata from custom x-conditional tags.
File manager	Updated default file manager sorting to display folders first.
File manager	Added smooth 0.3s transition effect to Table of Contents.
Templates	Applied consistent fade-in scrolling logic across doc tree in the side navigation panel.

Let us know what you think

Behind the scenes, we rolled out plenty of additional fixes and improvements, but here we’ve spotlighted the medium and major updates.

Your feedback matters, so don’t hesitate to reach out with questions or suggestions. We’re always listening and working to make your experience smoother and more enjoyable.



Need help? ↓

support@archbee.com



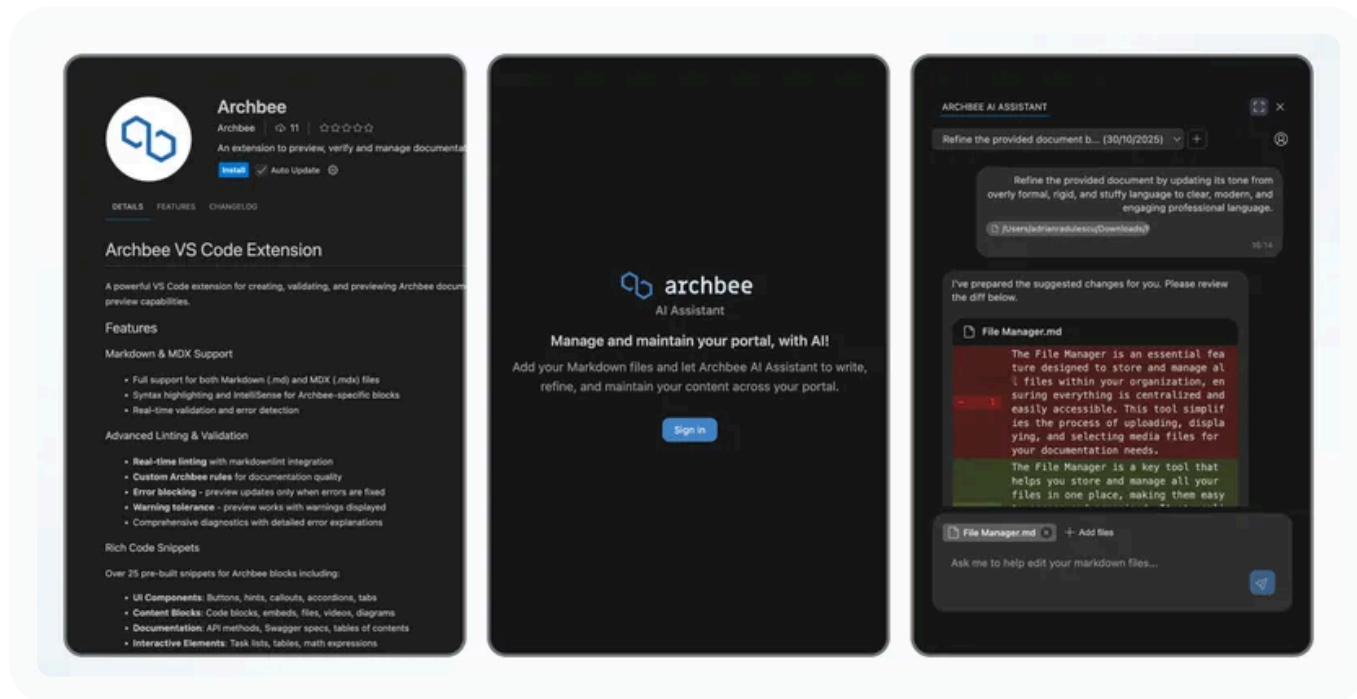
Archbee changelog

[Read the product updates](#)

2.2.2. What's New Oct 16-31

New Releases

Archbee's New VS Code Extension



We're excited to introduce the **Archbee VS Code Extension**, designed to help you manage documentation faster and more intuitively from your favorite code editor.

The **Archbee AI Assistant** can help you iterate on your content, preview, modify multiple files in bulk, and improve documentation natively using **Archbee Blocks** and **Archbee Linting**

Simply describe what you want to do, and the AI Assistant will handle the rest.

▮ [Install the Archbee VS Code Extension.](#)

Tweaks & Fixes

Fixed ✓

Feature	Description
Published Pages	Fixed an issue where HTML blocks (including iframes) were not rendering correctly on public view.
Link Blocks	Restored proper rendering for Link blocks.
API Editor	Fixed collision between long parameter names and Object field labels in preview and published views.
Confluence Import	Fixed issue where HTML blocks were incorrectly nested (e.g. inside mention-doc or h2) and created empty child objects.
Code Editor	Fixed an issue where the code editor expanded beyond its limit in "Full Width Editor" mode when pasting long single-line content.
Tables – Column Resizing	Fixed issue where the first column couldn't be resized to a smaller width. It's now fully adjustable.
Tables – Merge Cells Tooltip	Resolved confusion when attempting to merge header cells — the tooltip now behaves correctly, showing clear guidance when merging is not possible.
Public API – Import JSON	Fixed issue where importing JSON via API caused incorrect Table of Contents behavior — nested headers (like h2 and expandable h3) now render and scroll properly.
Search – Cross-Space Visibility	Fixed a privacy issue where private spaces could appear in cross-space search results when using public spaces. Hidden content now stays fully private
Link Block	Fixed issue where the "Edit image" button in link blocks did nothing when clicked.
Table	Fixed bug where colored table cells didn't appear correctly on published pages.
Table	Fixed broken rendering caused by certain cell merge combinations in tables.
Table	Fixed issue where copied tables expanded when clicking inside cells.

Feature	Description
Table	Fixed missing table toolbar when a large table wasn't fully visible on screen.
Variables	Fixed issue where inserting variables didn't trigger saving correctly in HubSpot pages.
External Links	Fixed incorrect behavior that opened external links in internal tabs.
Preview mode	Fixed text visibility issue when selecting cells across rows in dark mode.
Table	Fixed issue where tables copied from AI tools weren't displayed correctly.
Import JSON via API	Fixed incorrect TOC selection behavior after importing via API.
Expandable headings	Fixed broken Expandable Header blocks in the editor.
Callout	Fixed display issue for headings placed inside callouts.
UI Fixes	Fixed divider color and feedback button border inconsistencies.
Landing Page Template	Fixed inconsistent logo sizing logic across desktop and mobile.
UI Fixes	Fixed inconsistent text weight across dropdown menus.
Document Tree	Fixed fade-in logic in document tree that failed after category clicks.

Improvements ▮

Feature	Description
Notifications	Added a new warning notification to guide users toward unpublished links or documents that need fixing before publishing.
Public API	Introduced a new API endpoint (public-api/upload/file) allowing users to upload images or files via API. The system now automatically detects file type and routes uploads to the correct bucket (images vs. files).
Platform Migration	Completed Plate migration to v49 for improved performance and compatibility.
Color picker visibility in tables	Adjusted color picker position to ensure full visibility when tables are placed at the top of the editor.
Side panel on public portals	Adjusted badge placement and alignment in public portal side panels.
Remove blocks from "Numbered/Bulleted Lists" in tables	Removed unsupported block options from table list blocks for cleaner editing.
Doc details gaps	Improved spacing consistency between doc metadata sections.
Align chevron to top	Aligned chevron icons with text and icons for visual balance.
Move notification settings	Moved "Admin Notification Settings" into the correct page for better structure.
Variable not sent/updated in DB	Improved handling to ensure variables are properly updated in the database.

Let us know what you think

Behind the scenes, we rolled out plenty of additional fixes and improvements, but here we've spotlighted the medium and major updates.

Your feedback matters, so don't hesitate to reach out with questions or suggestions. We're always listening and working to make your experience smoother and more enjoyable.



Need help? ↓

support@archbee.com




Archbee changelog

[Read the product updates](#)


2.3. August 2025 Product Updates

Write the v0 of your spaces with AI

 Document image

Documentation.new — a project we launched to help you write the first version of your documentation with AI is now incorporated into Archbee. When your team creates a new space, they will be able to have it initially written by AI from simple descriptions, Readmes, md files or OpenAPI yamls.

A big redesign of our CMS was due

 Document image


Now better looking AND more functional, every button, every function has been redesigned. We're still improving, stay tuned.

Our ChatGPT connector has shipped

 Document image

Wouldn't it be nice that ChatGPT has access to all your ground-truth documentation you keep in Archbee? Now you can. Use our connector (documentation upcoming) to do it.

Our Claude connector has shipped

 Document image


Use our MCP to give Claude more context for your team's benefit (documentation upcoming).

Improved AI support

 Document image

We have polished on the llms.txt, llms-full.txt and .md version of your docs for ease of use by LLMs. The best part? You don't need to do anything to get it, it's default.

New i18n languages

 Document image

We added English UK and Dutch to the supported language packs.

Improved GitHub sync

 Document image

Now large documentation sets in GitHub are better supported.

Other updates:

- Improved editor speed
- Visual Bug Fixes

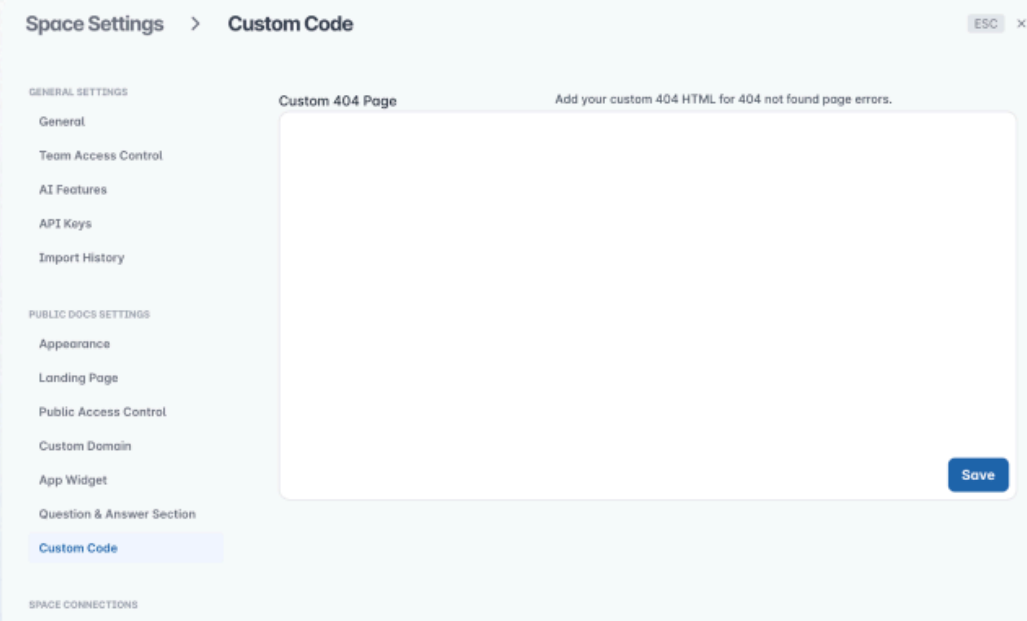
- Improved caching strategy on documentation sites

2.4. June 2025 Product Updates

Custom 404 Page



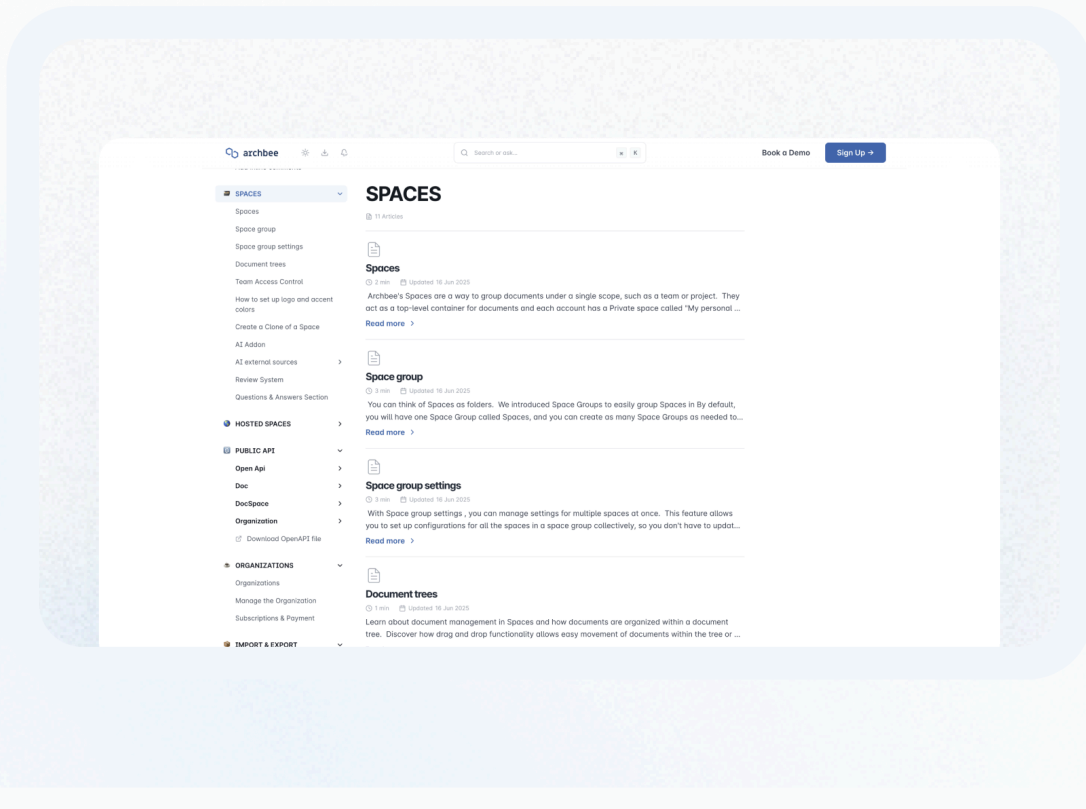
**Make your "oops!" page unique,
to match your brand's style**



Create your own Custom 404 page to improve your portal experience.

Category Page as a ToC

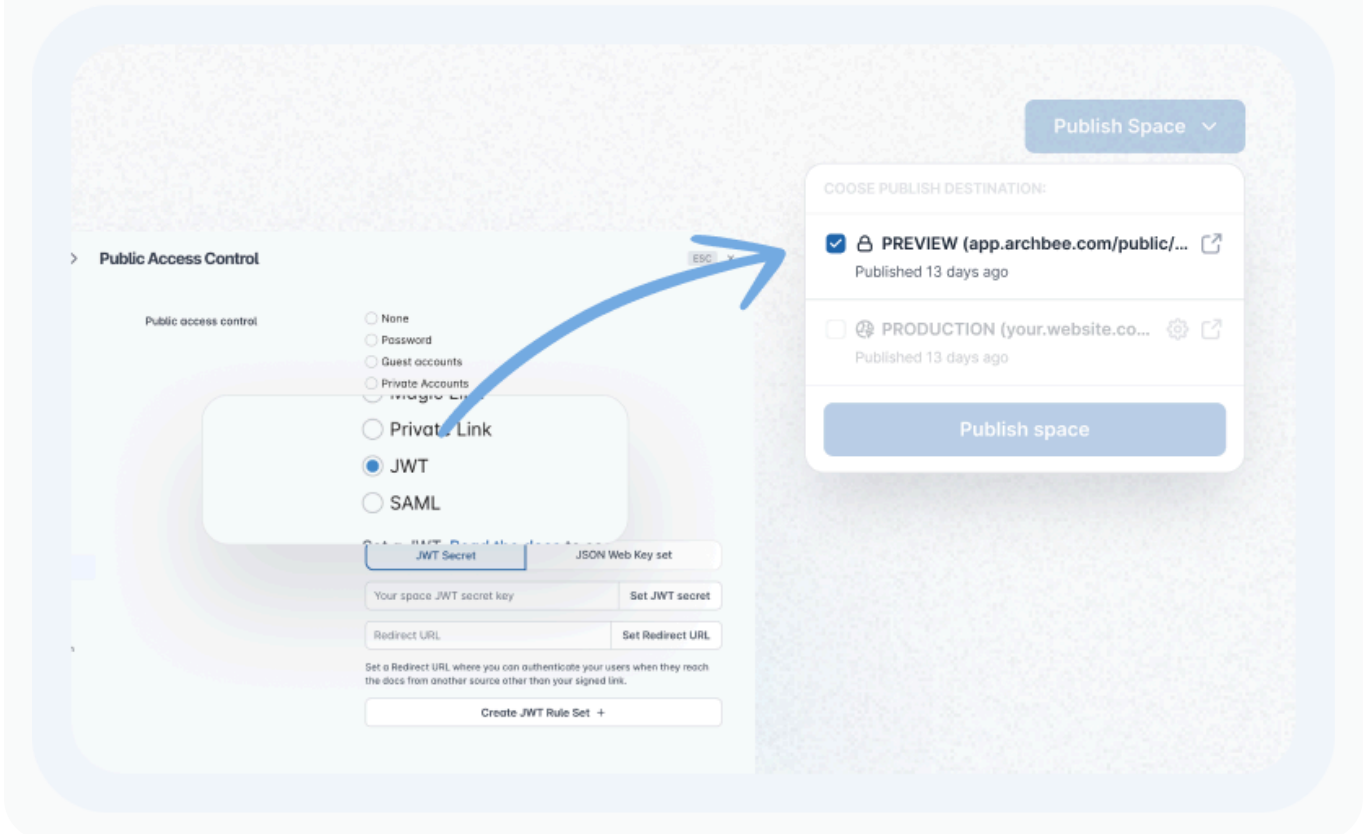
Categories just got smarter! Get a quick overview of what's in it



Categories can now have their own page and URL. The content of the page will act as a ToC of the documents withing the category

JWT authentication on Preview Environment

Check JWT behaviour directly on your preview, without any risk

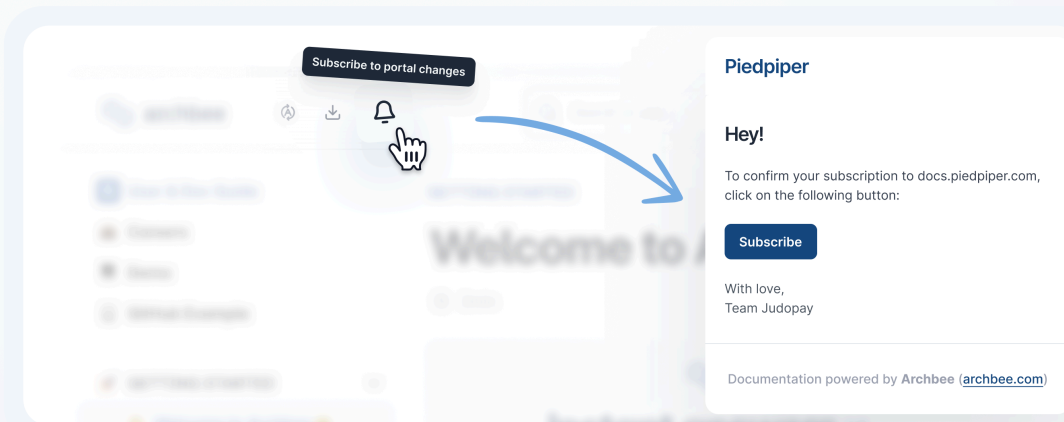


2.5. May 2025 Product Updates



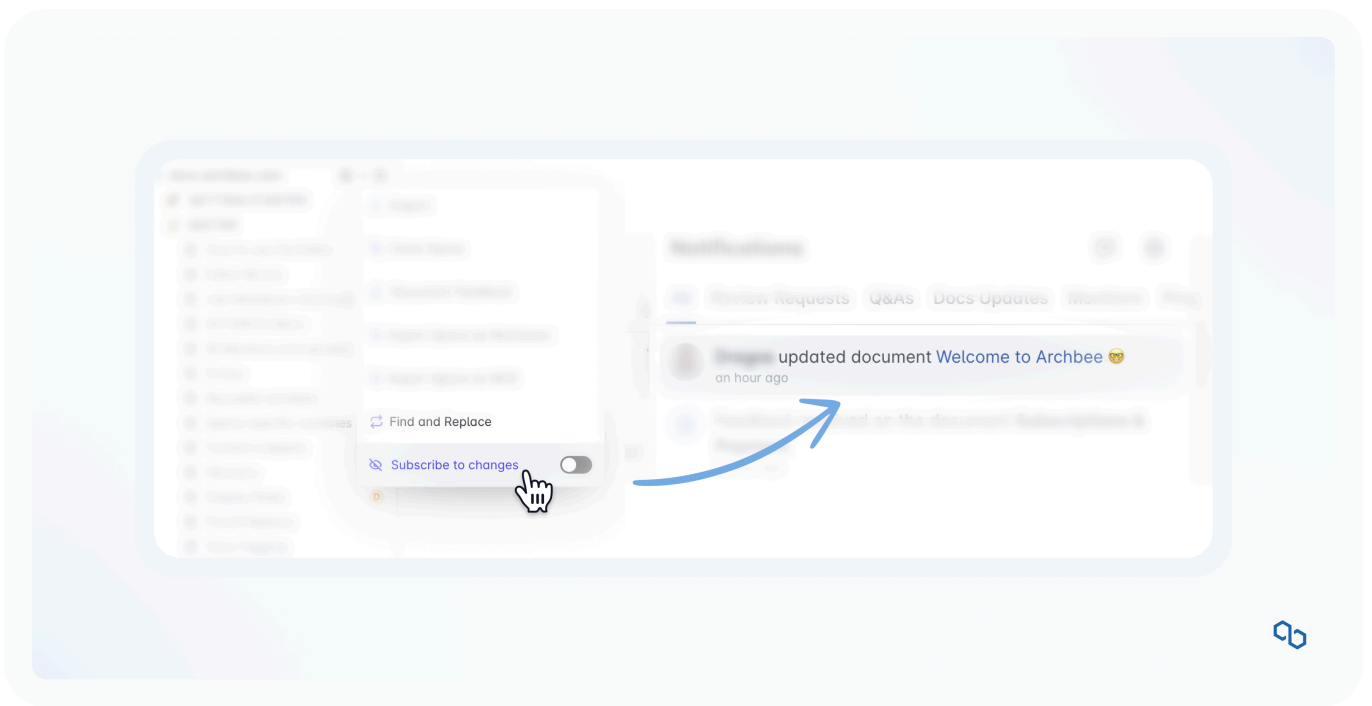
Archbee Product Updates

Enable your users to Subscribe to your doc portal



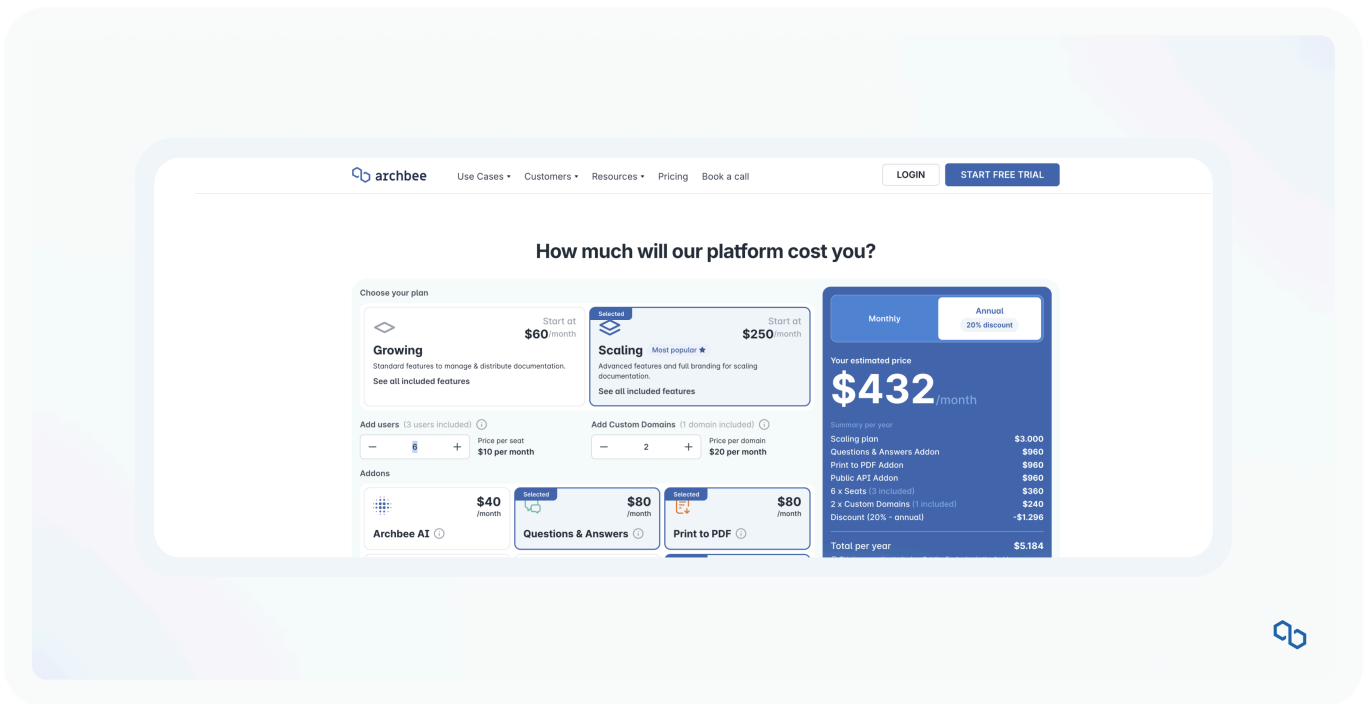
Now your users can immediately receive documentation updates notifications on their email.

Enable your team to subscribe to space changes



Now your colleagues can immediately receive documentation updates internally.

Estimate your costs on Archbee



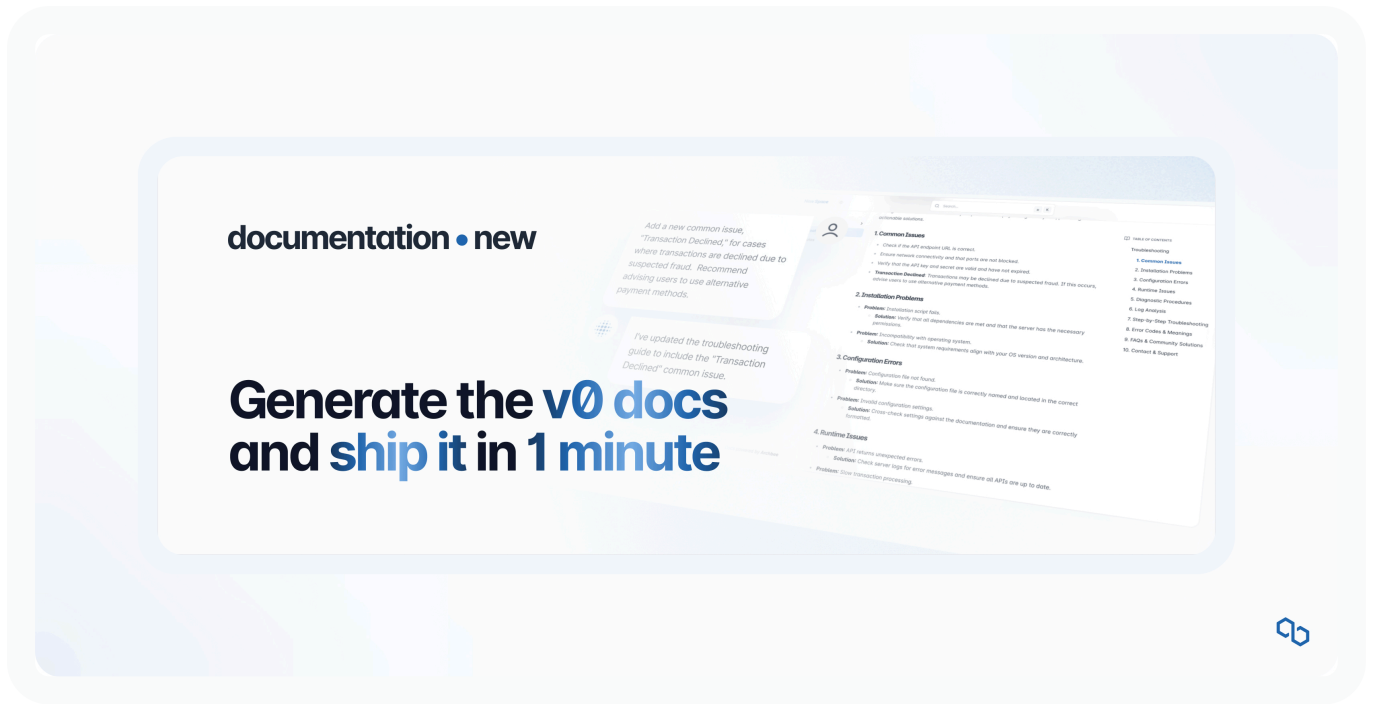
Now it's much easier to know how much you will pay once you become a customer.

Other updates:

- Improved editor speed
- Visual Bug Fixes

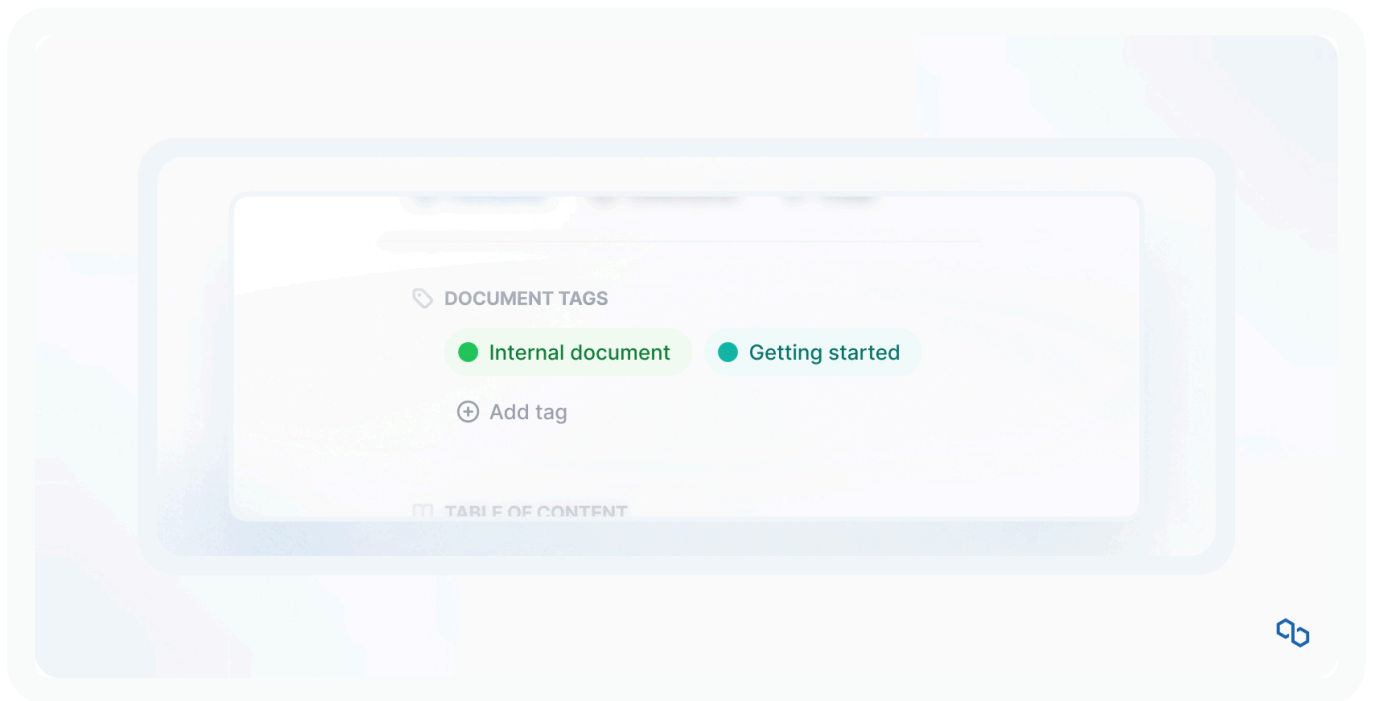
2.6. April 2025 Product Updates

Documentation.New



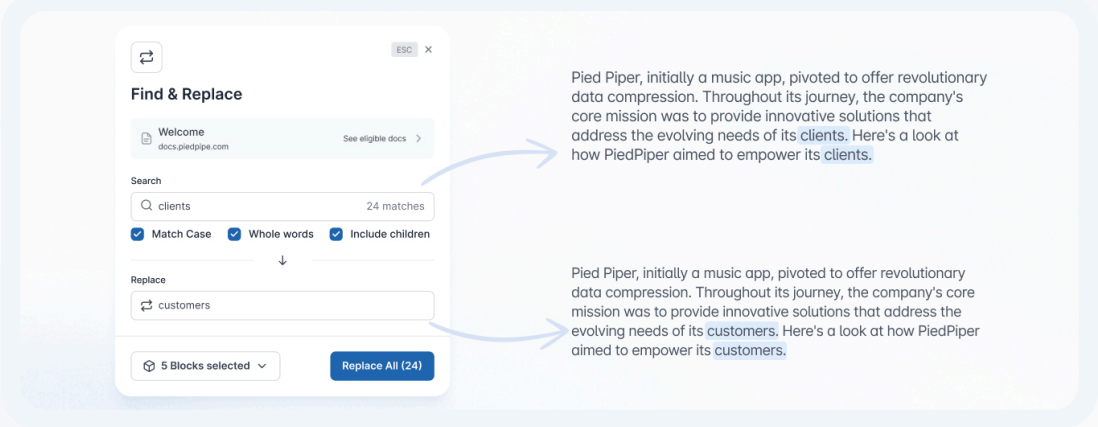
Create a workable first version of your documentation in seconds.

Doc Tags



Label and organize your docs easier.

Find and Replace

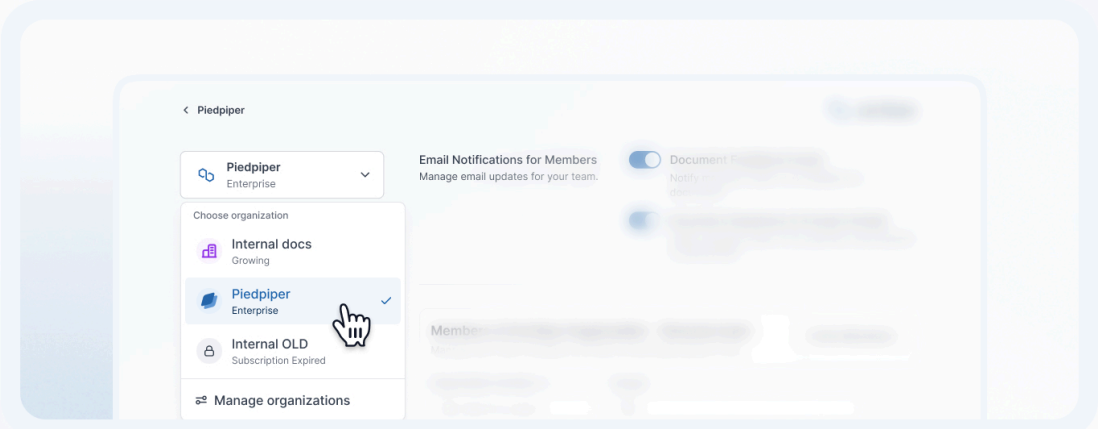


Pied Piper, initially a music app, pivoted to offer revolutionary data compression. Throughout its journey, the company's core mission was to provide innovative solutions that address the evolving needs of its **clients**. Here's a look at how PiedPiper aimed to empower its **clients**.

Pied Piper, initially a music app, pivoted to offer revolutionary data compression. Throughout its journey, the company's core mission was to provide innovative solutions that address the evolving needs of its **customers**. Here's a look at how PiedPiper aimed to empower its **customers**.

Find and replace specific words in documents and spaces.

Manage Organizations



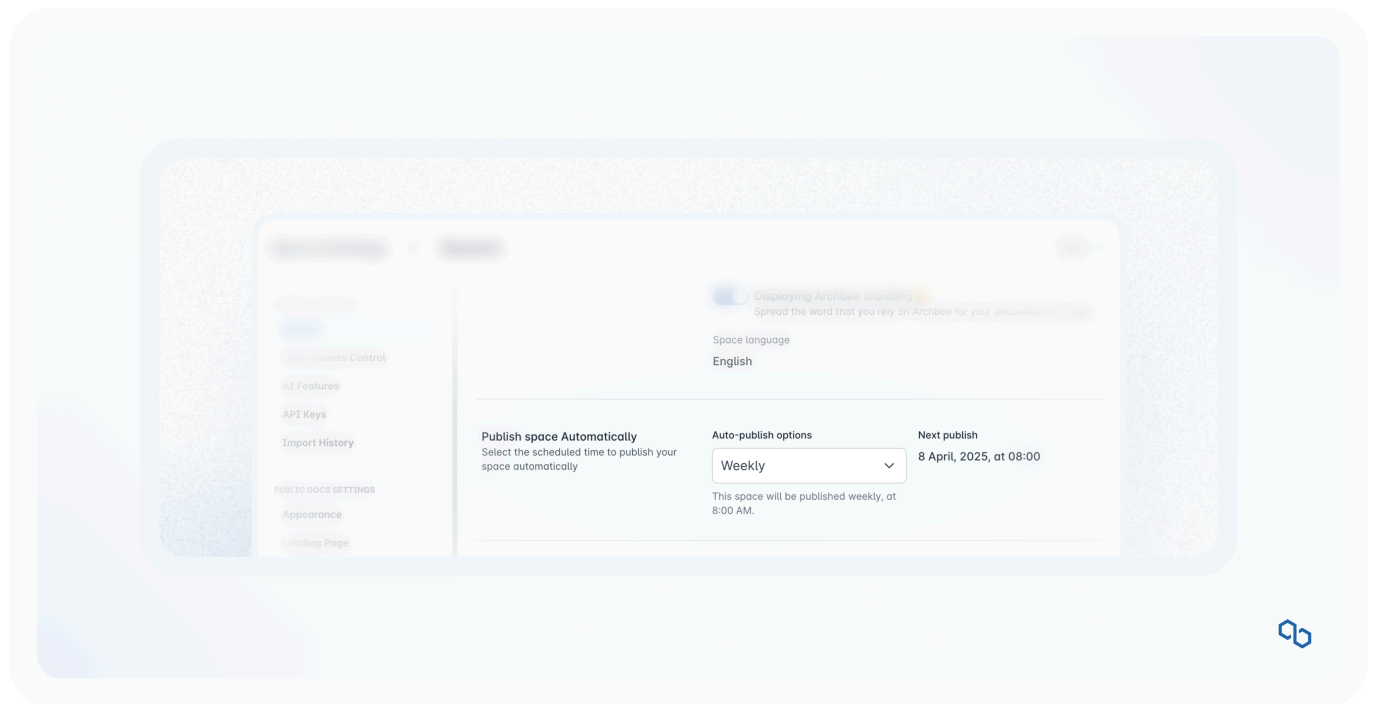
Improved the User Experience for better transparency.

Other Updates:

- Canadian French now supported
- Default color palette for the Text Color Tool
- API icons are now available to be set for any doc

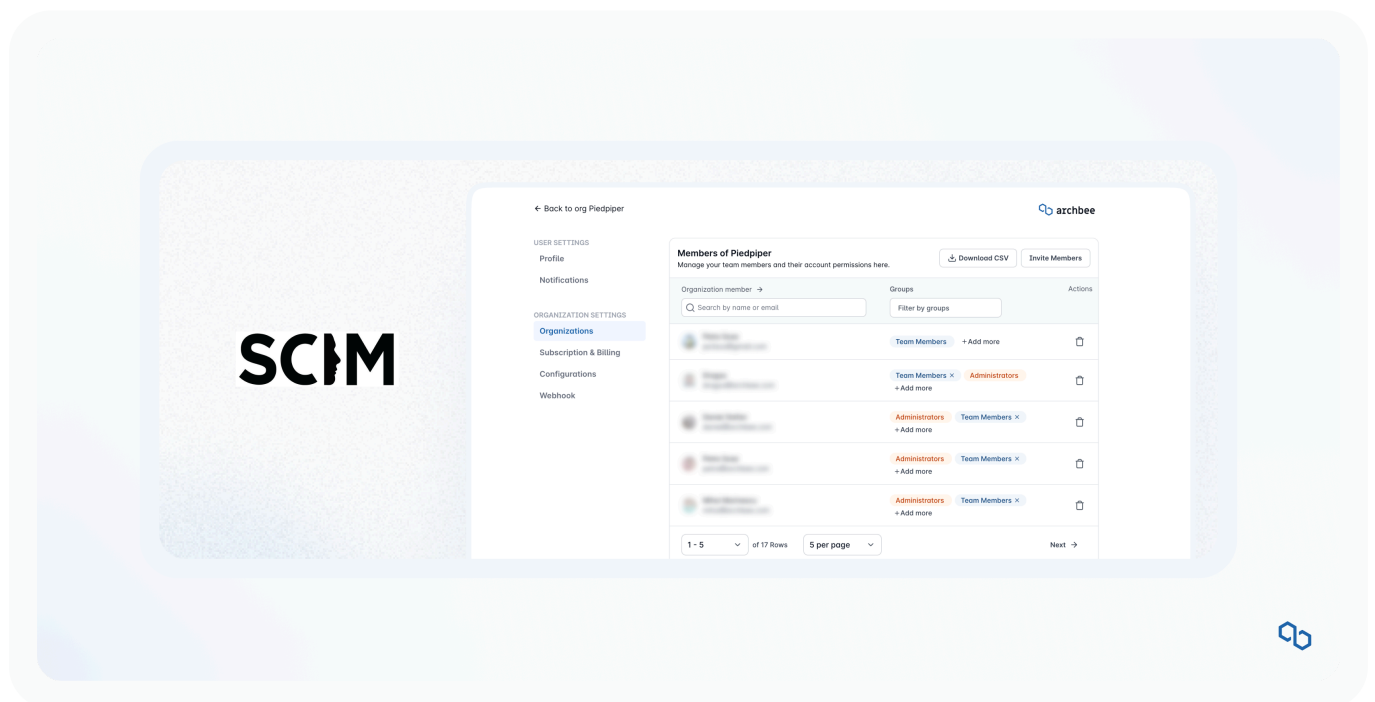
2.7. March 2025 Product Updates

Auto Publish



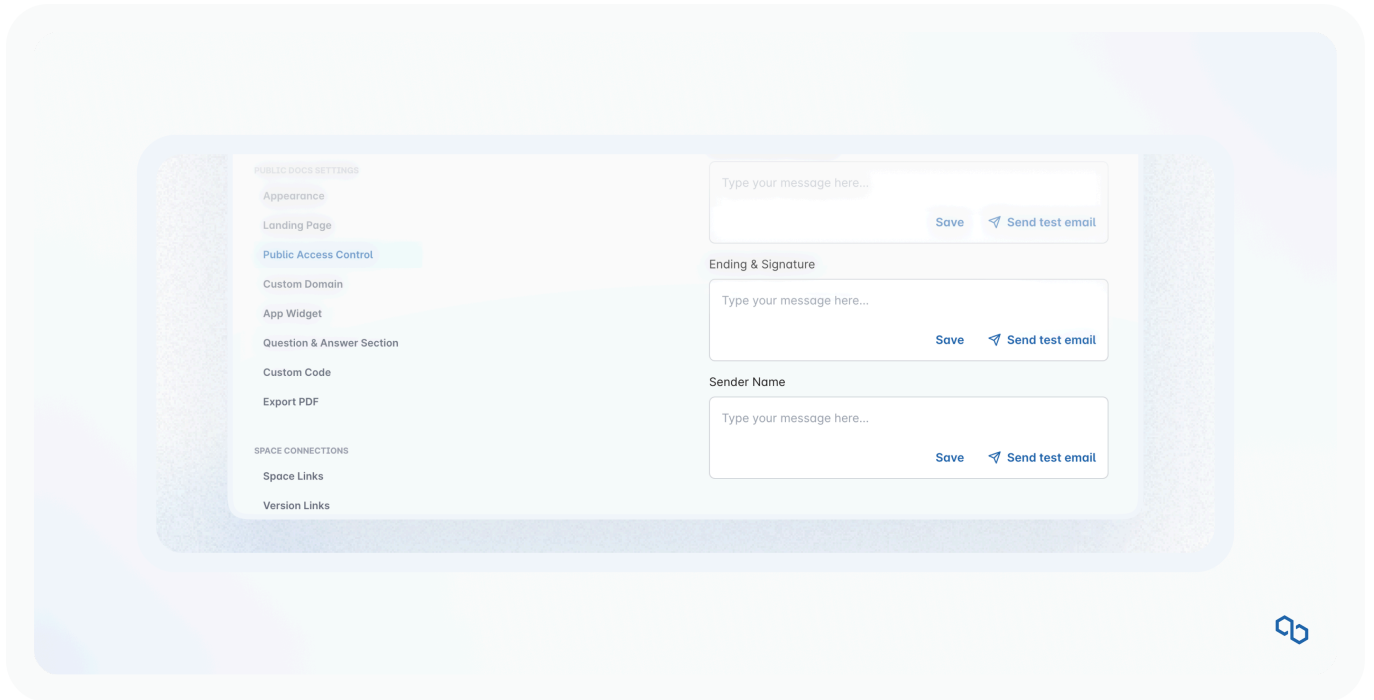
No more worrying about unpublished content.

SAML SCIM Improvements



We have revamped the entire SCIM Management and made the OKTA integration cover more cases.

Auth Pages Customization



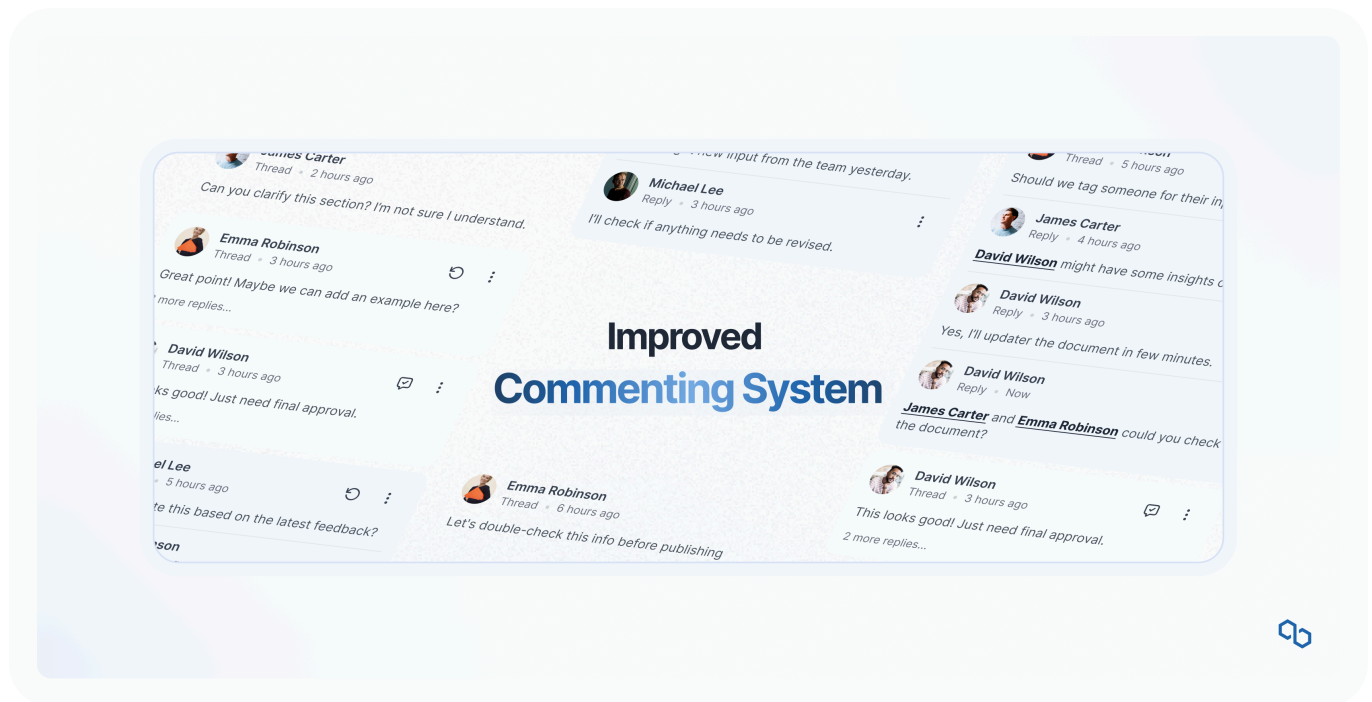
Additional customization capabilities for auth pages and emails.

Other updates:

- Portal Load Speed Improvements
- Notification Improvements
- Bug Fixes

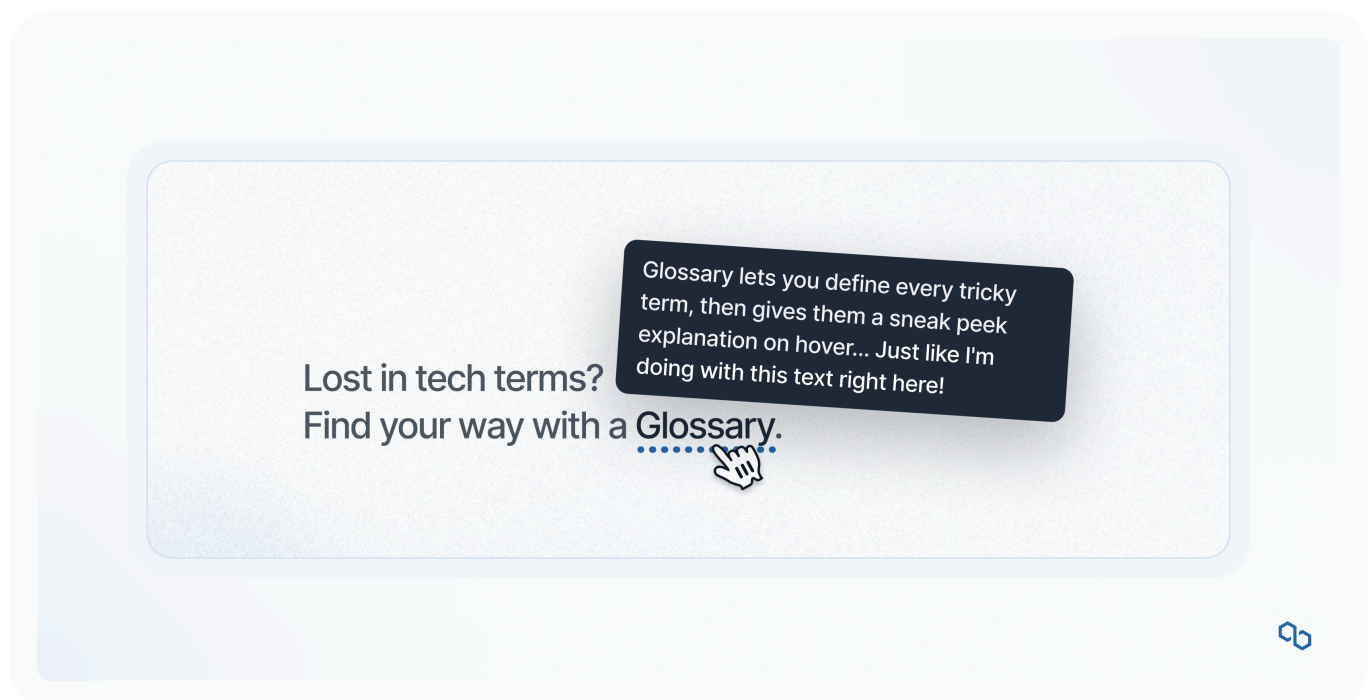
2.8. February 2025 Product Updates

Improved commenting system



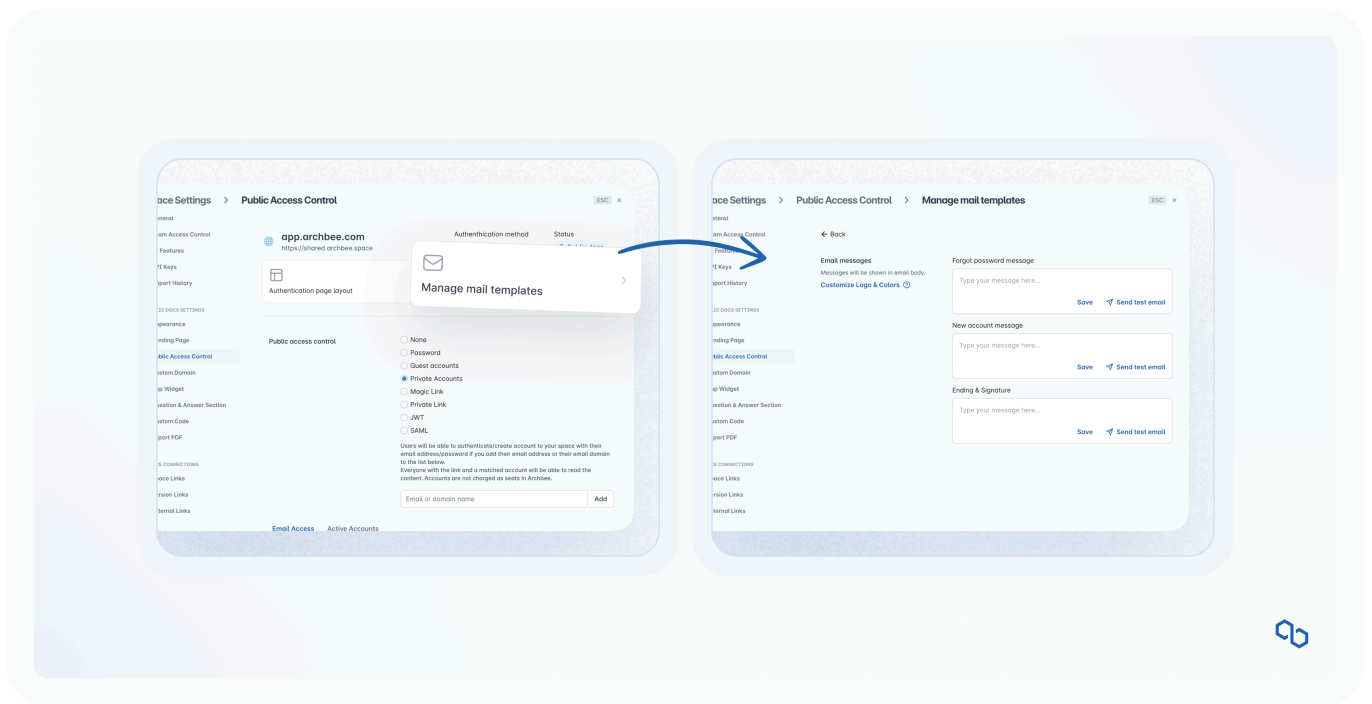
Replies, threads and mentions are all the rage with the new improved commenting system on your CMS in Archbee.

Glossary



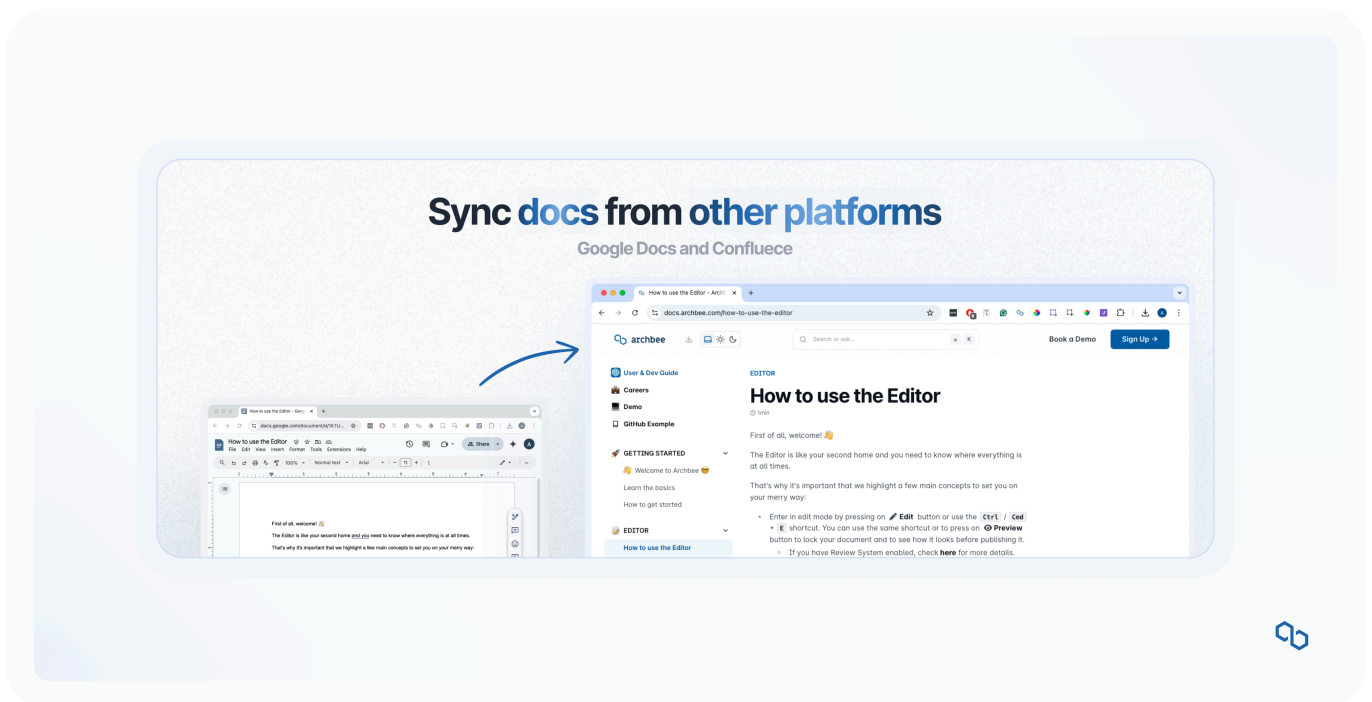
Glossary helps you define terms and use them as explanations and tips on words.

Customized emails



You can now customize authentication emails for the users on your documentation portals.

Sync docs from Google Docs and Confluence



Archbee has a seriously good CMS/editing system. However, sometimes... as in the case of GitHub, you want to keep your source of truth somewhere else. Now it's entirely

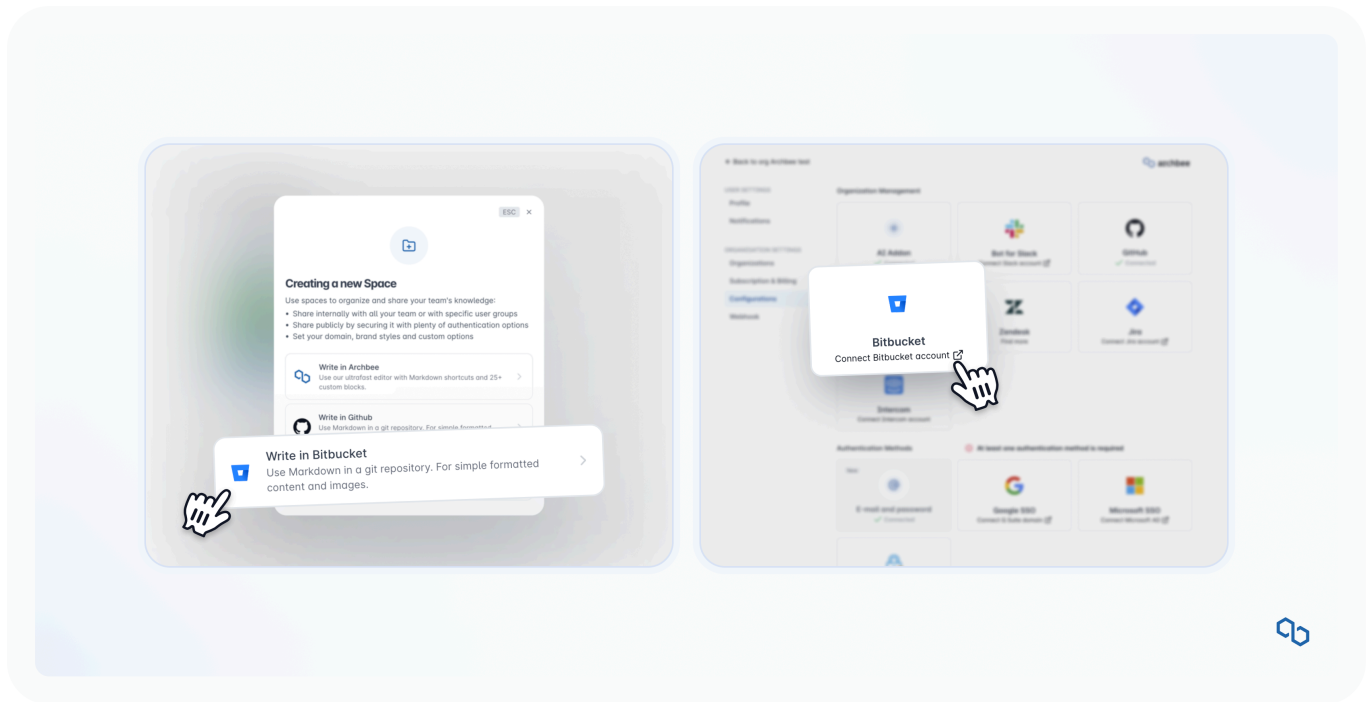
possible to sync documents from Google Docs and Confluence.

Other updates:

- Improved imports: HTML, sitemap.xml, CSV, Document360, Paligo, Confluence
- "Try it" is now available for the solo endpoint block
- Improved public access control at the group level

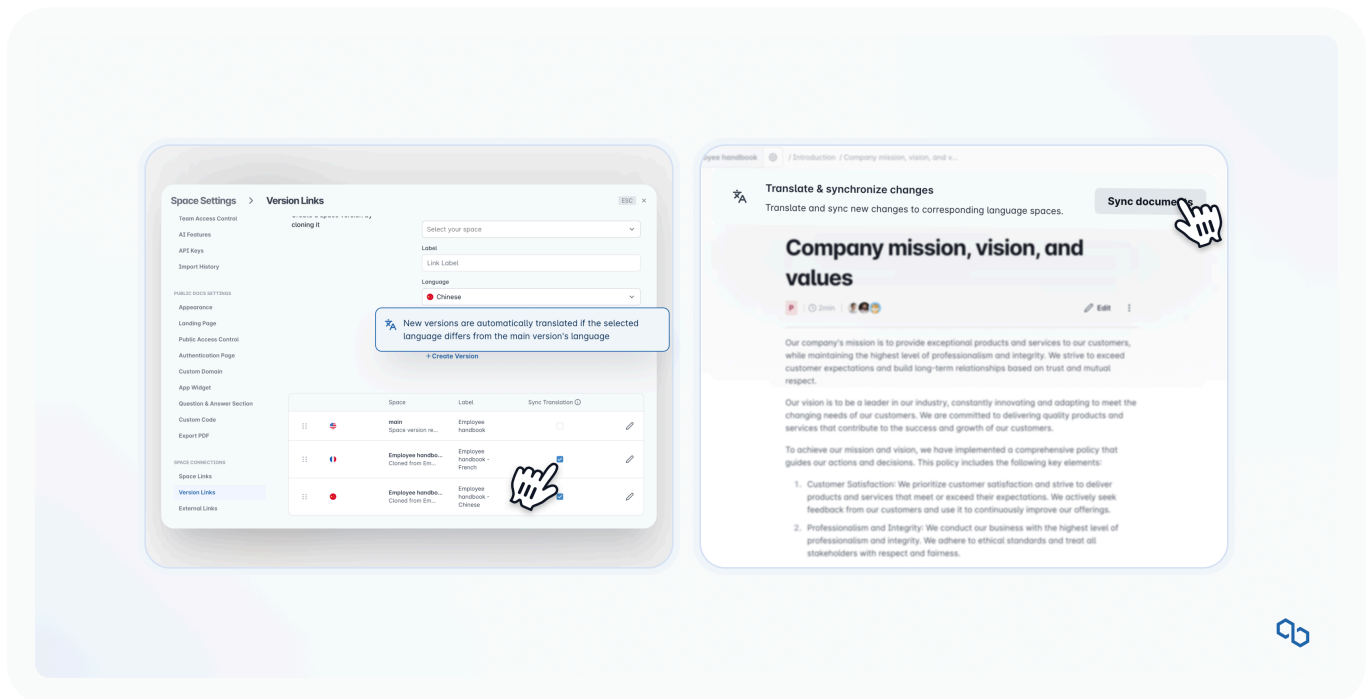
2.9. January 2025 Product Updates

Docs-as-code with Bitbucket, 2-way sync



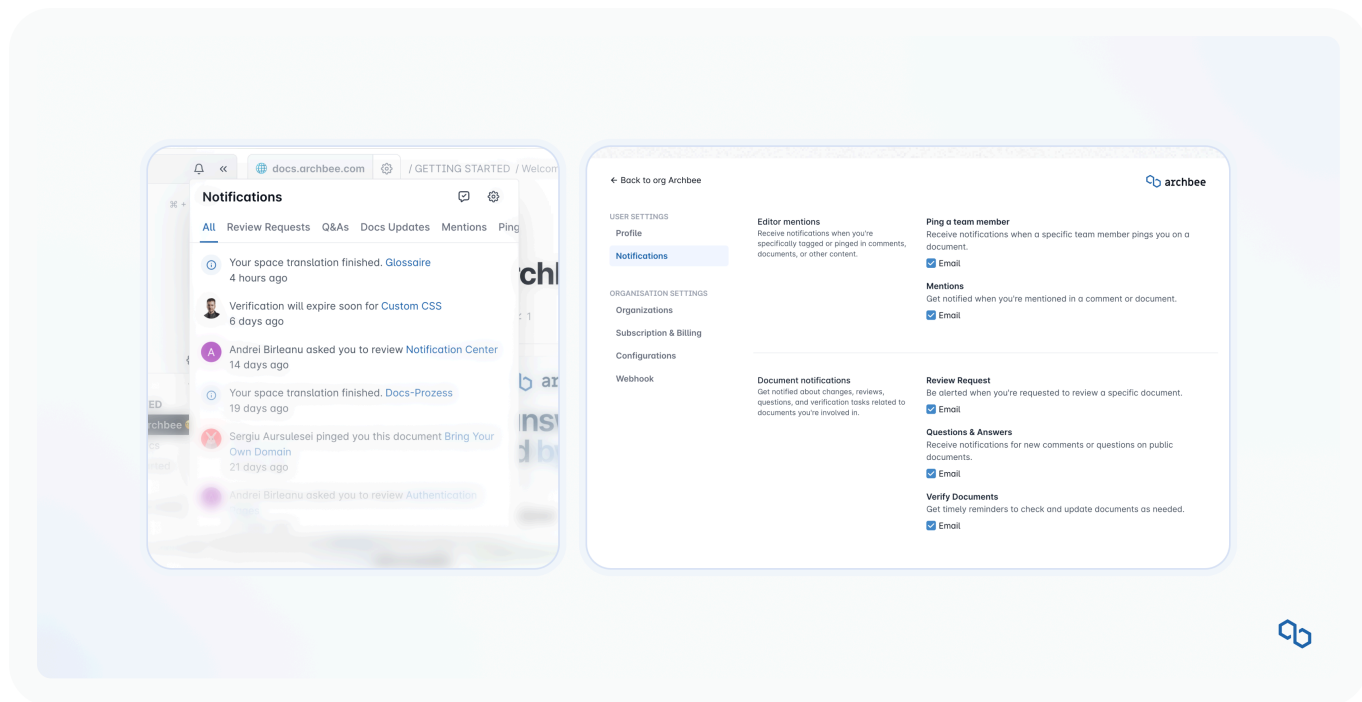
Similar to our GitHub integration, now Bitbucket is available. Write your content in Bitbucket, or in Archbee, and keep it in sync.

Sync translated versions with AI



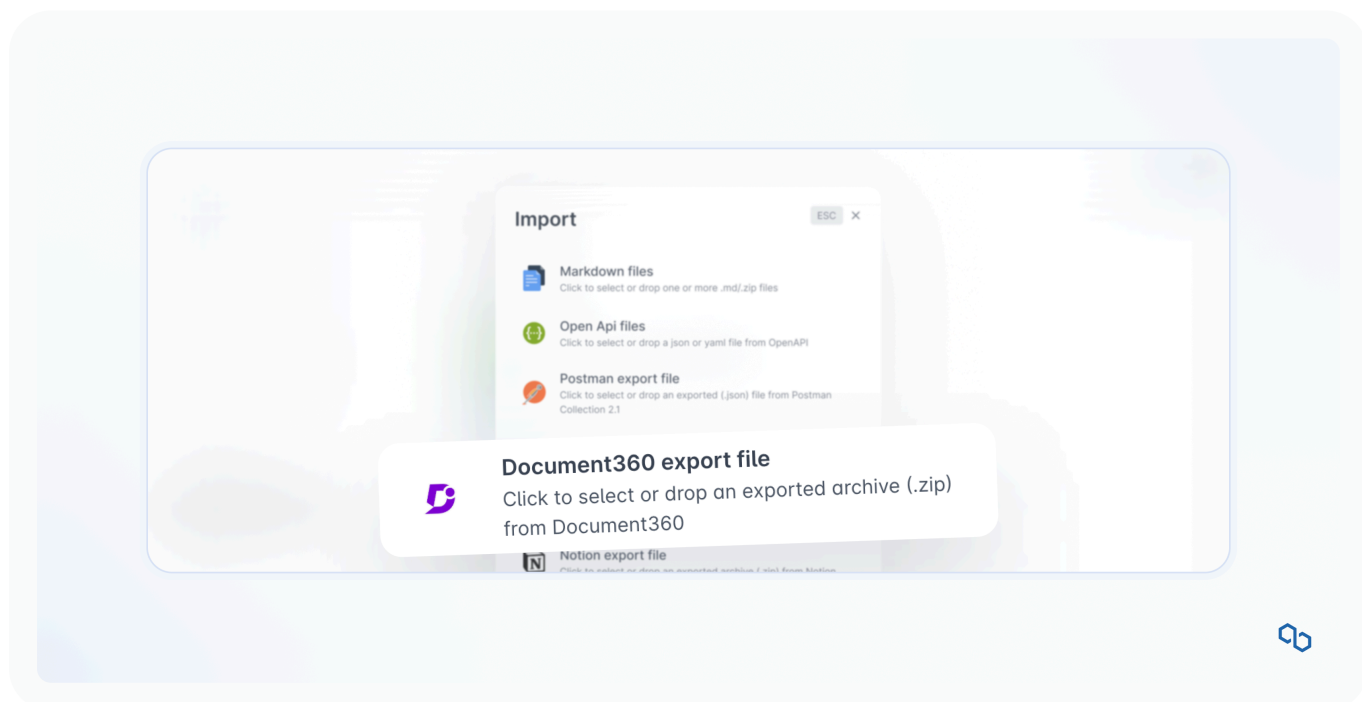
Previously it was possible to translate your spaces. However, when you updated them, you had to manually revise the translations. Now it's automatic.

Better notification management



We have improved the notification system. With so many notifications being added monthly, you needed a way to configure it to your own preferences.

Import from Document360



Seamlessly import content exported from Document360

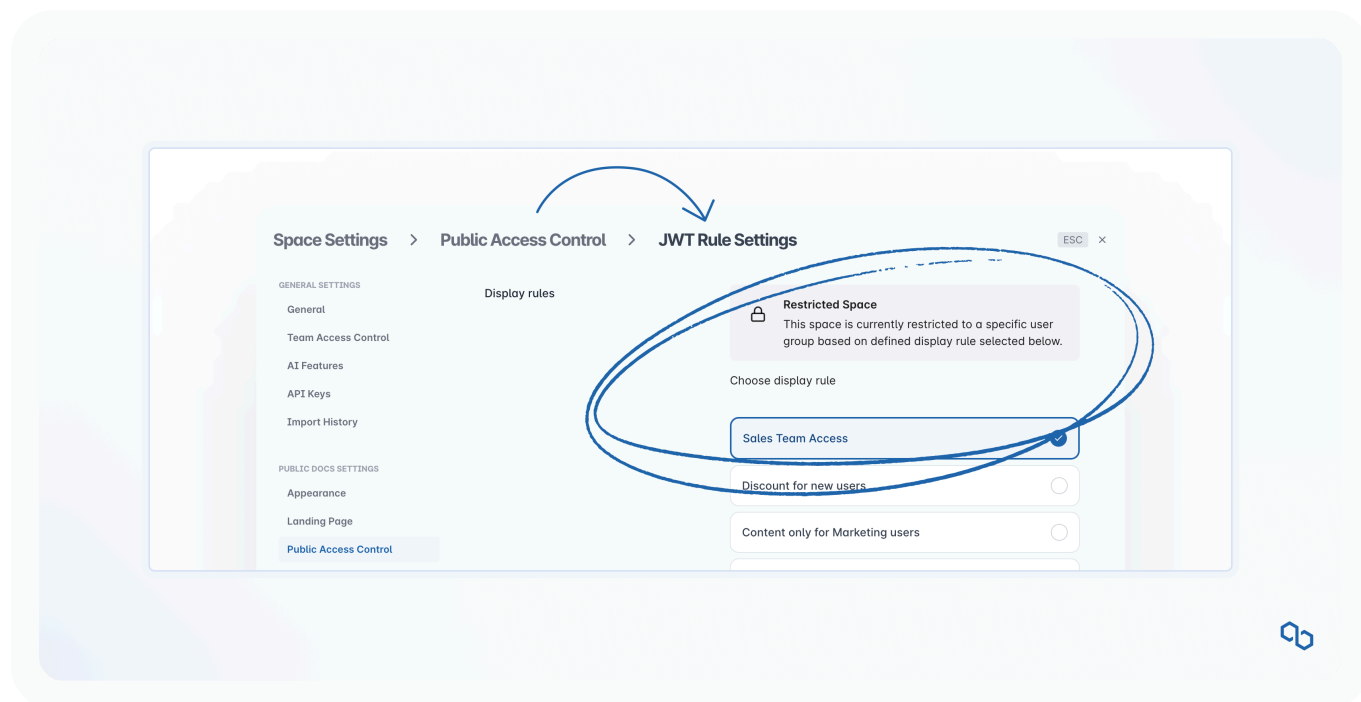
Other updates:

- Workspace-level webhooks
- Document feedback is now free on Scaling or Enterprise
- llms.txt is by default available, allowing LLMs to understand your docs
- Clone space via API
- Translate SEO meta via API
- Images in tables are now supported
- Markdown - code blocks are now supported in lists

3. 2024

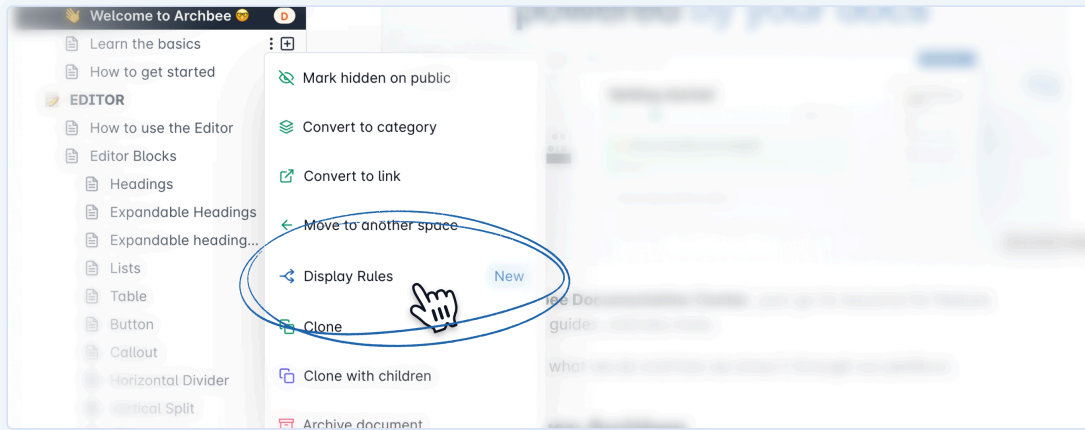
3.1. November 2024 Product Updates

Display Rules, space level



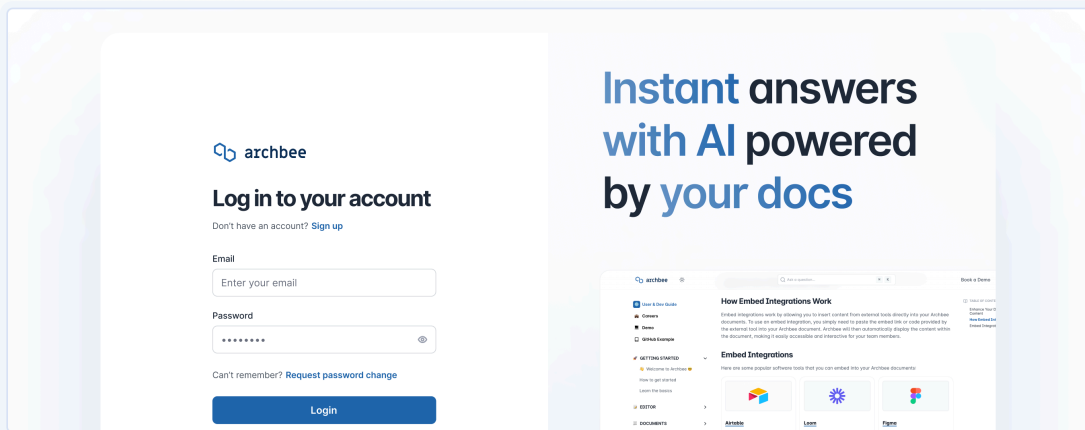
Display rules based on groups just became available at the space level.

Display Rules, document level



Display rules based on groups just became available at the doc level.

Improved portal login pages



Customize the login pages on your privately shared documentation.

Insights: export data as csv



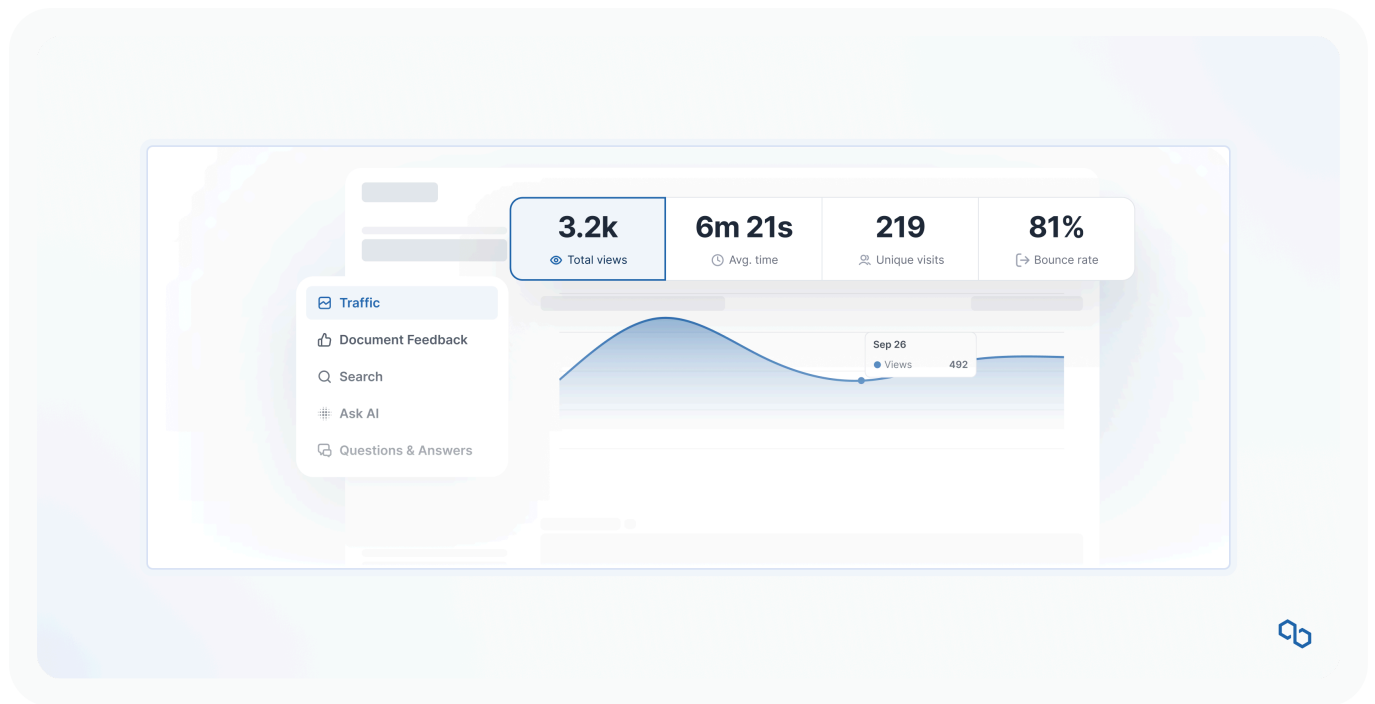
Insight data can now be exported for analysis in other systems.

Other updates:

- Insights filtering by space
- Improved exported PDF navigation
- Performance improvements both on the CMS and the portal side

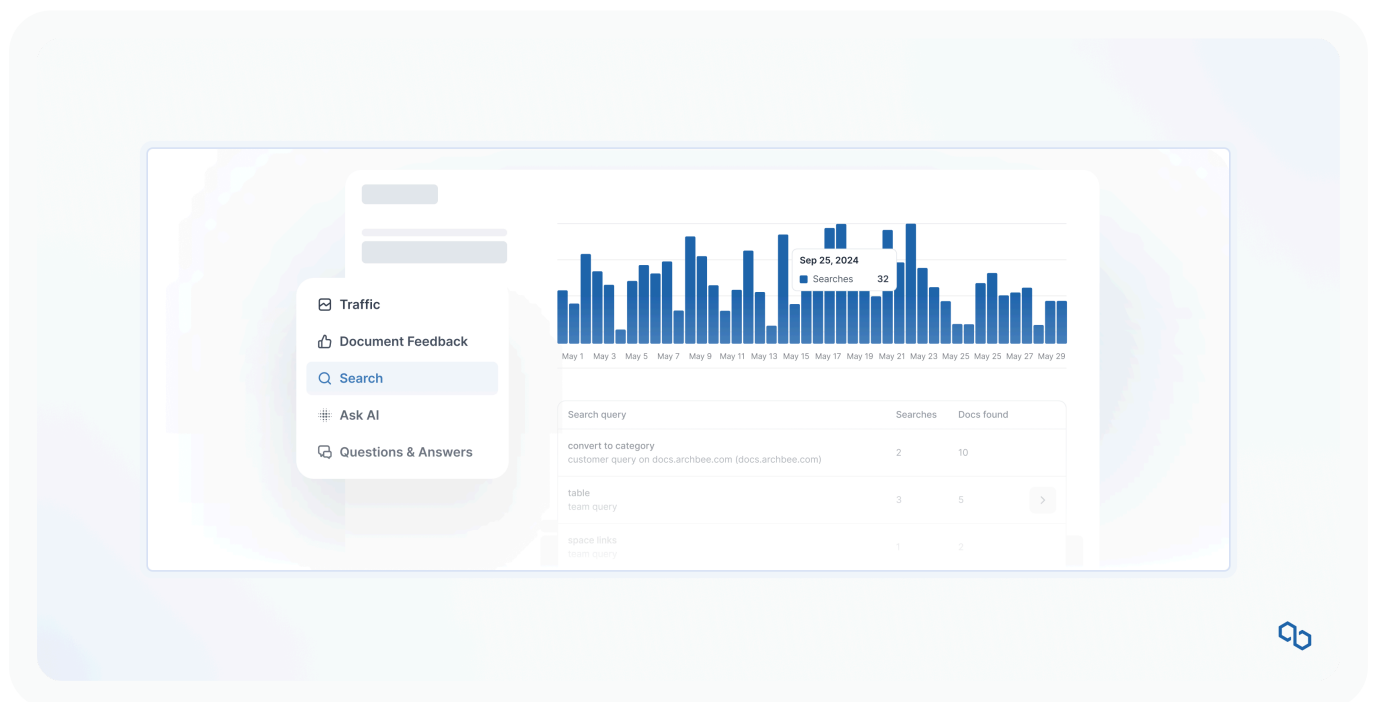
3.2. October 2024 Product Update

Insights: Traffic



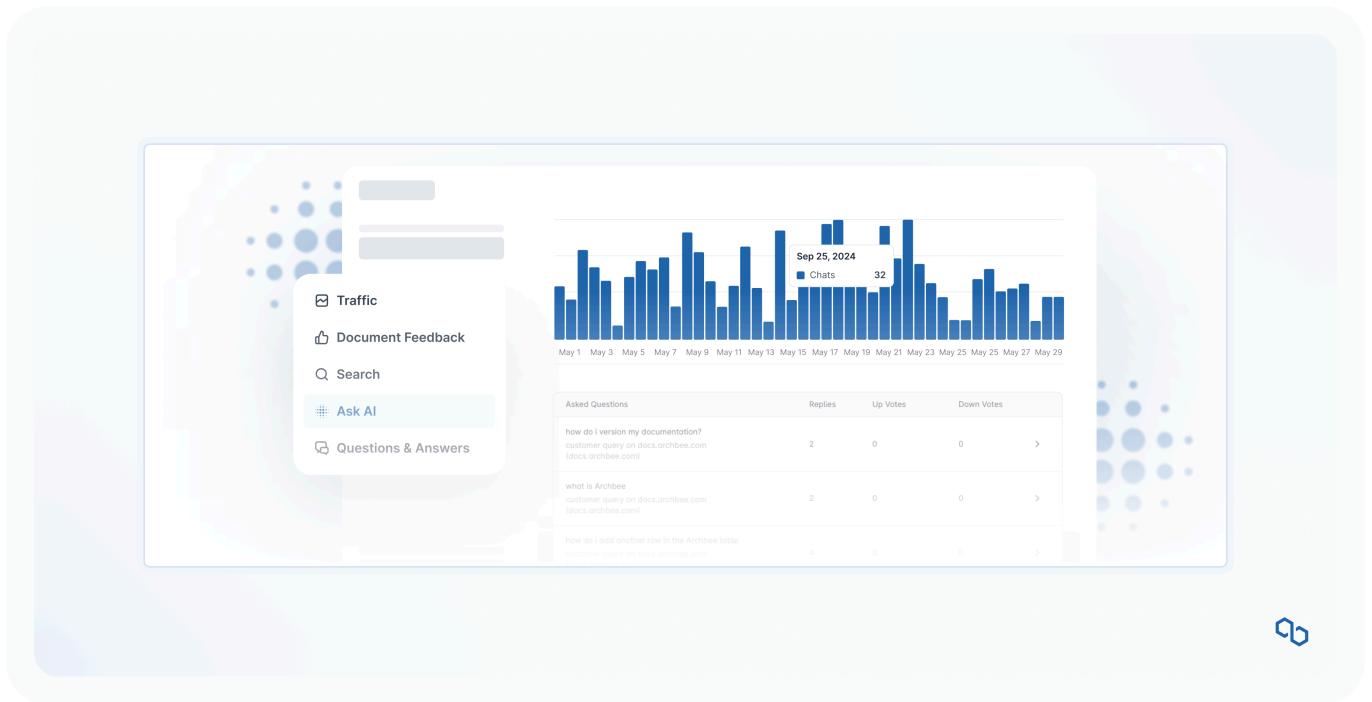
You can see how traffic numbers and on what pages, including average times spent and bounce rates.

Insights: Search



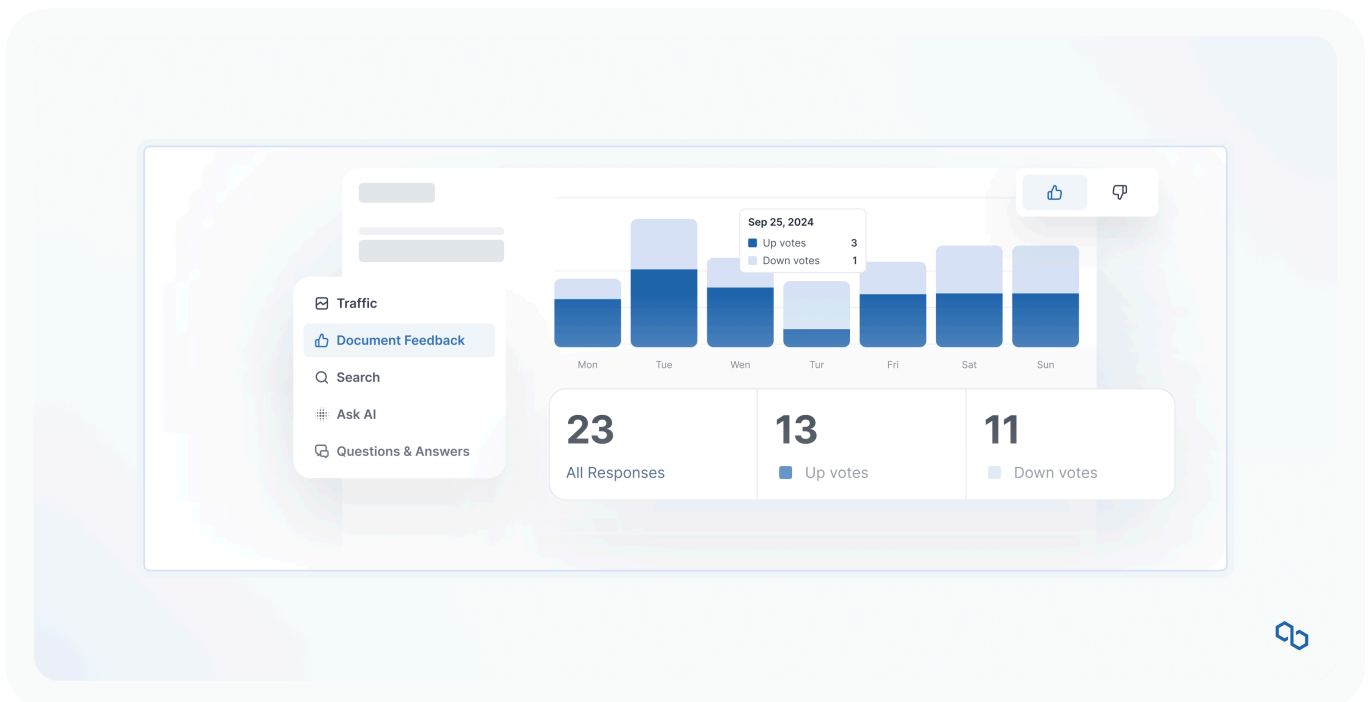
Understand what is being searched on your docs and the responses they get so the content can be improved.

Insights: Ask AI



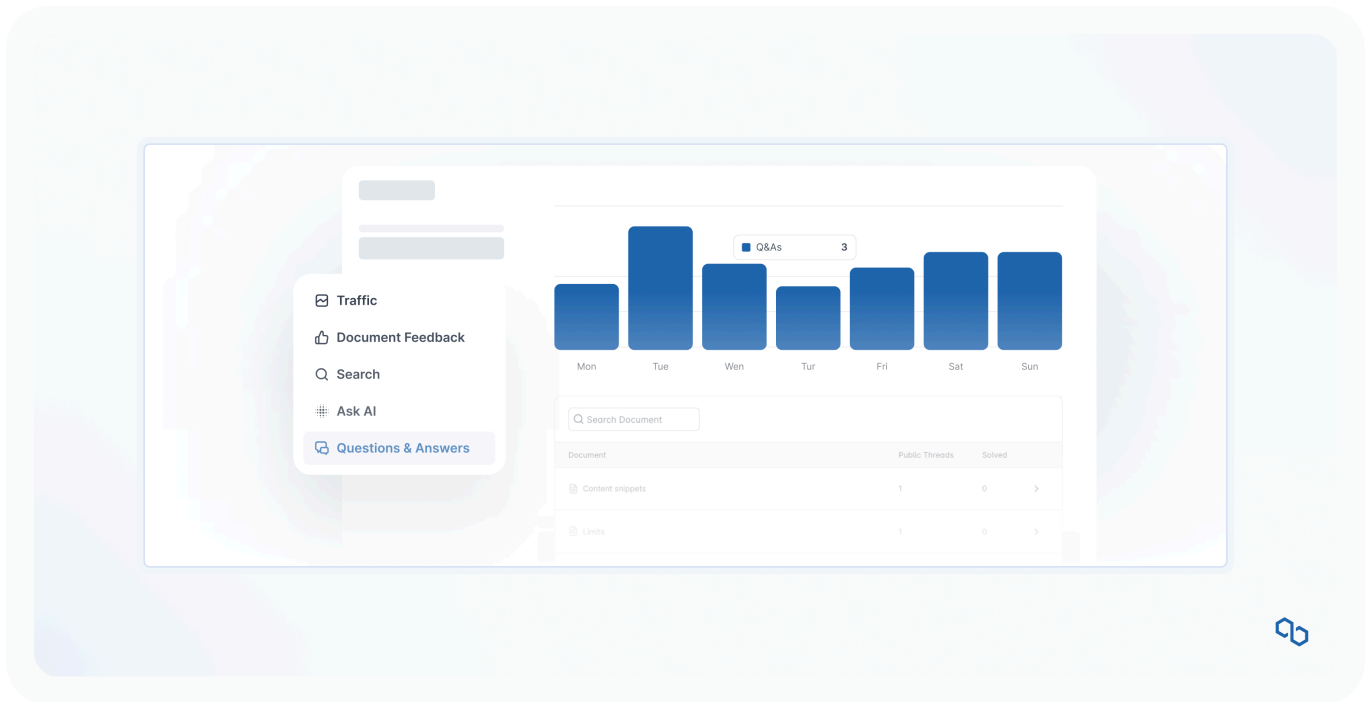
See all Ask AI interactions and improve your content so that AI can answer more questions accurately.

Insights: Document Feedback



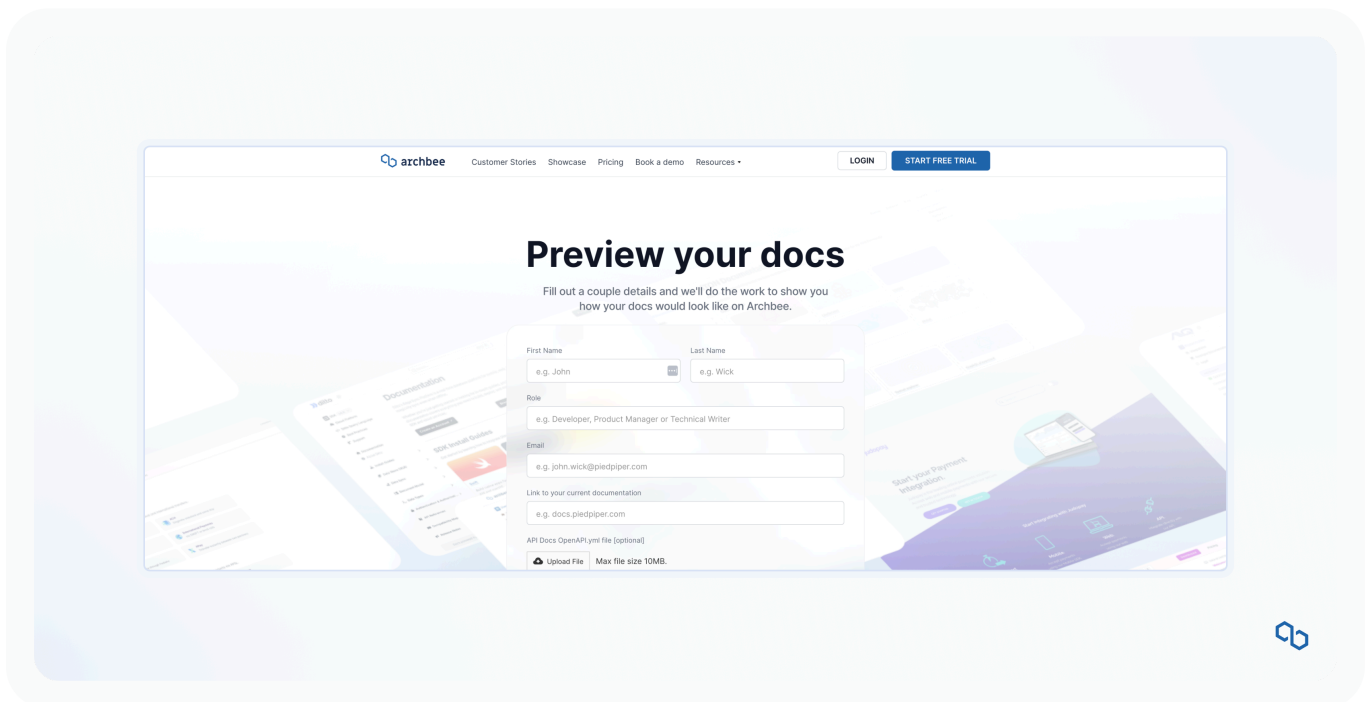
See the likes, dislikes and comments from each of your docs.

Insights: Questions and Answers



See how the Questions & Answer section is doing. A pulse of your community strength.

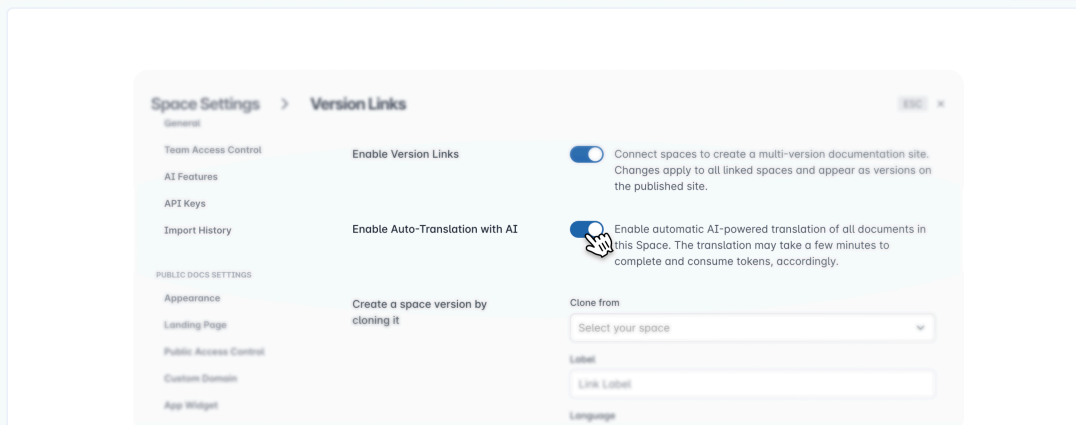
Previewer



Have other documentations you'd like to see on Archbee? It's now simple. [Submit a request here](#) and we'll get back to you.

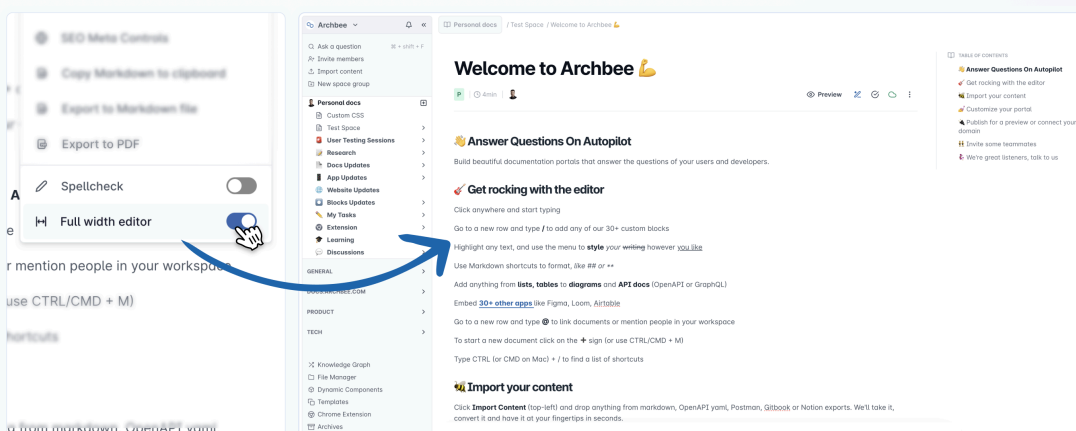
3.3. September 2024 Product Update

Translate spaces instantly with AI



Used to having an external agency or freelancers do your translations? Our new language versions update allows for instant translation using AI.

Full-width mode in our CMS editor



For people with higher-resolution monitors, having full-width editing will work wonders.

Improved code editors



Improved code-editors with line-numbers and faster performance have shipped on our latest update.

3.4. August 2024 Product Updates

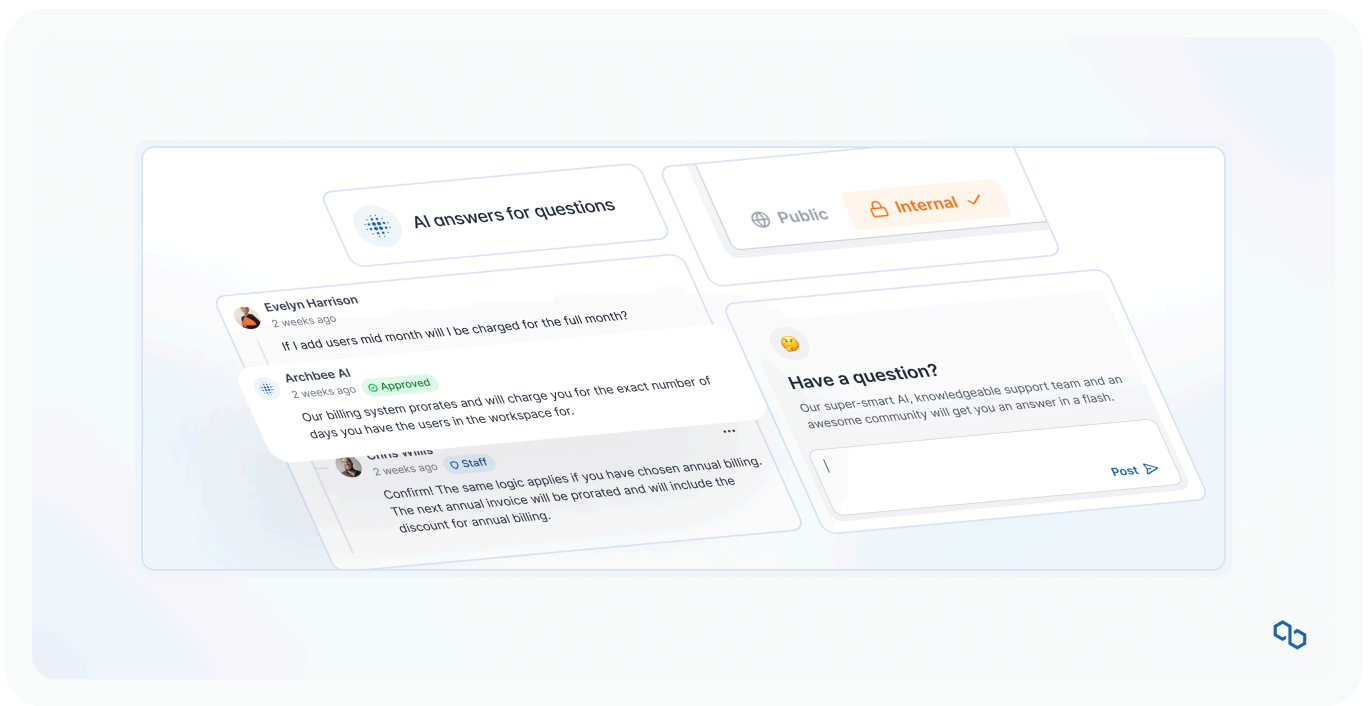


archbee



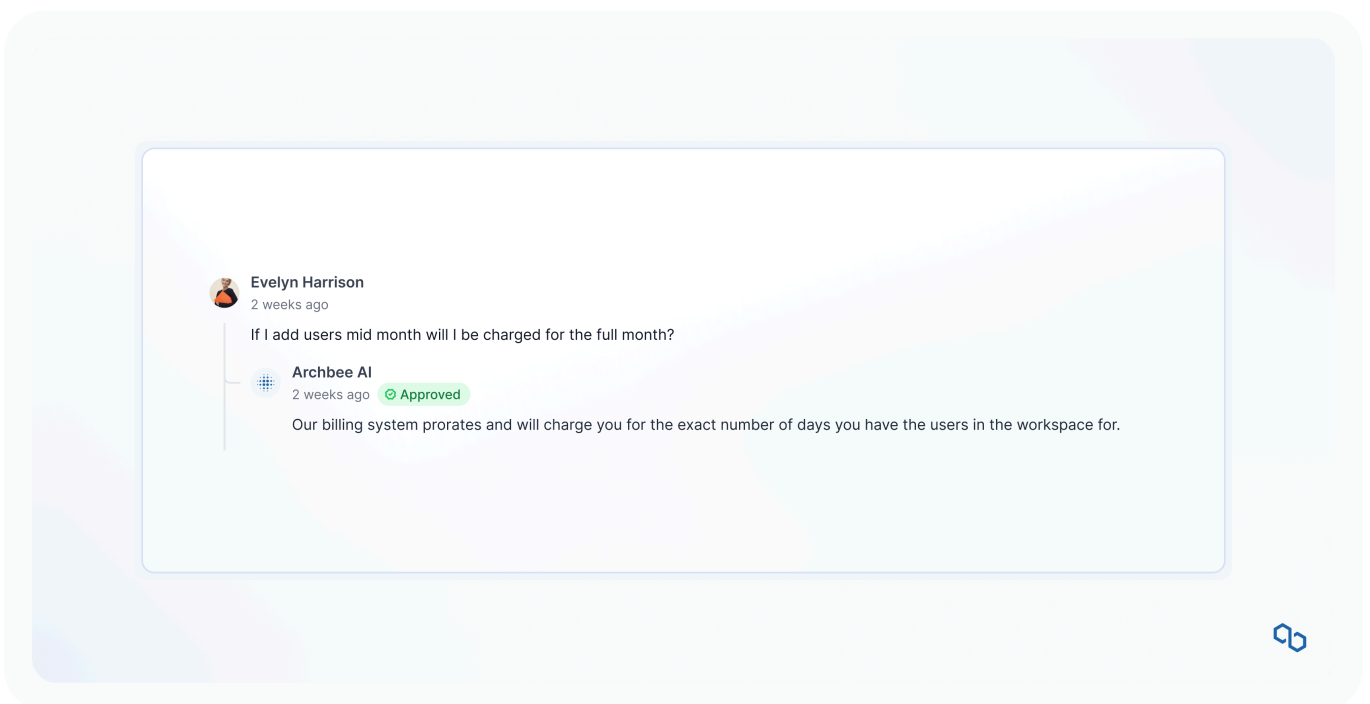
Archbee Product Updates

Questions and Answers (QnA)



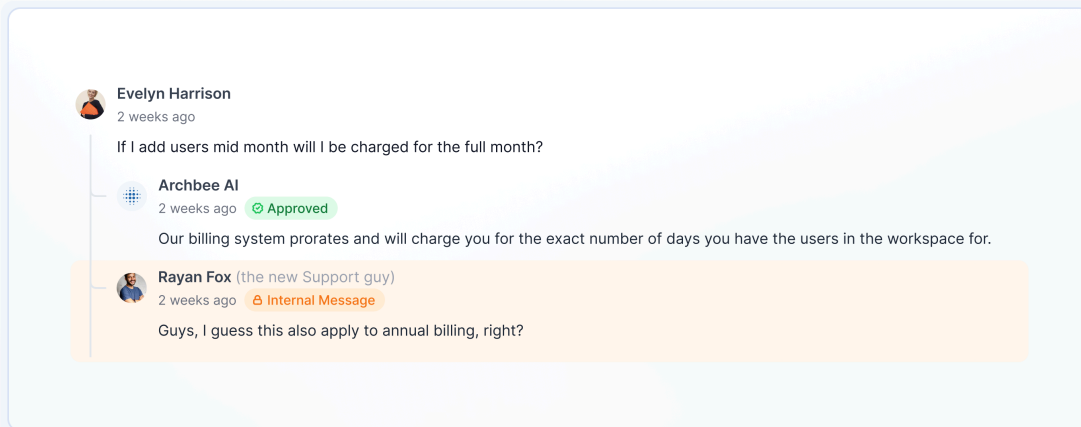
Answer user & team questions on each document with a forum-like functionality. Foster community and scale it to thousands of members with AI answers and your team's moderation.

QnA — Instant AI answers



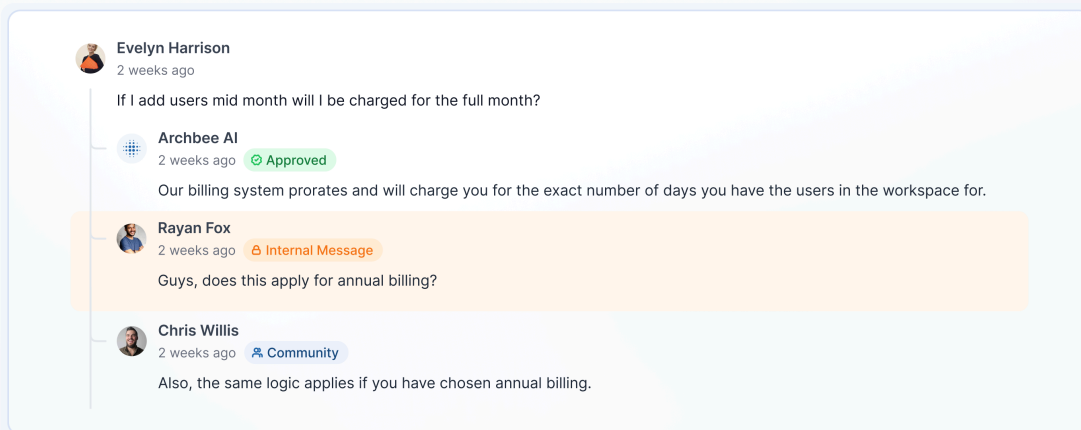
Enable AI and instantly provide answers to your community (or to your team for internal portals).

QnA — Collaborate and respond



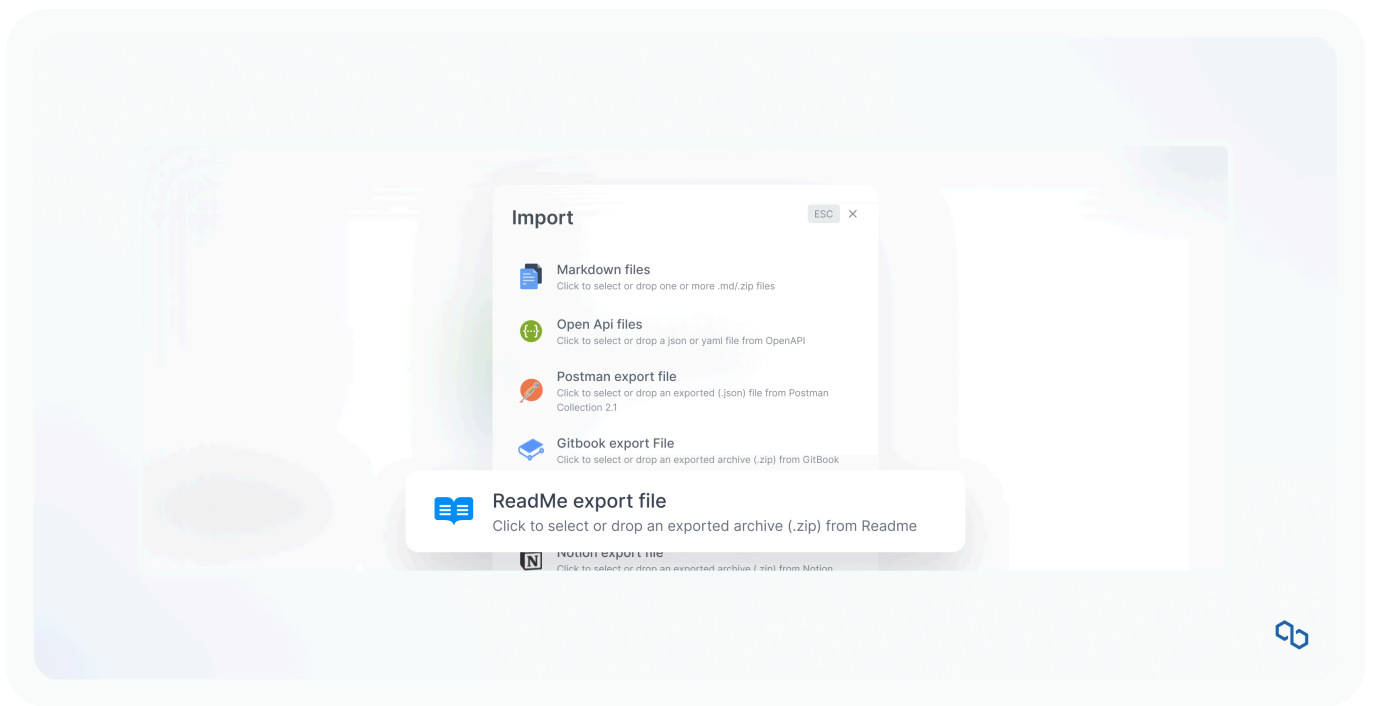
Your team can approve AI answers and collaborate internally.

QnA — Foster a community



On top of your team's and AI's answers, your community can also contribute.

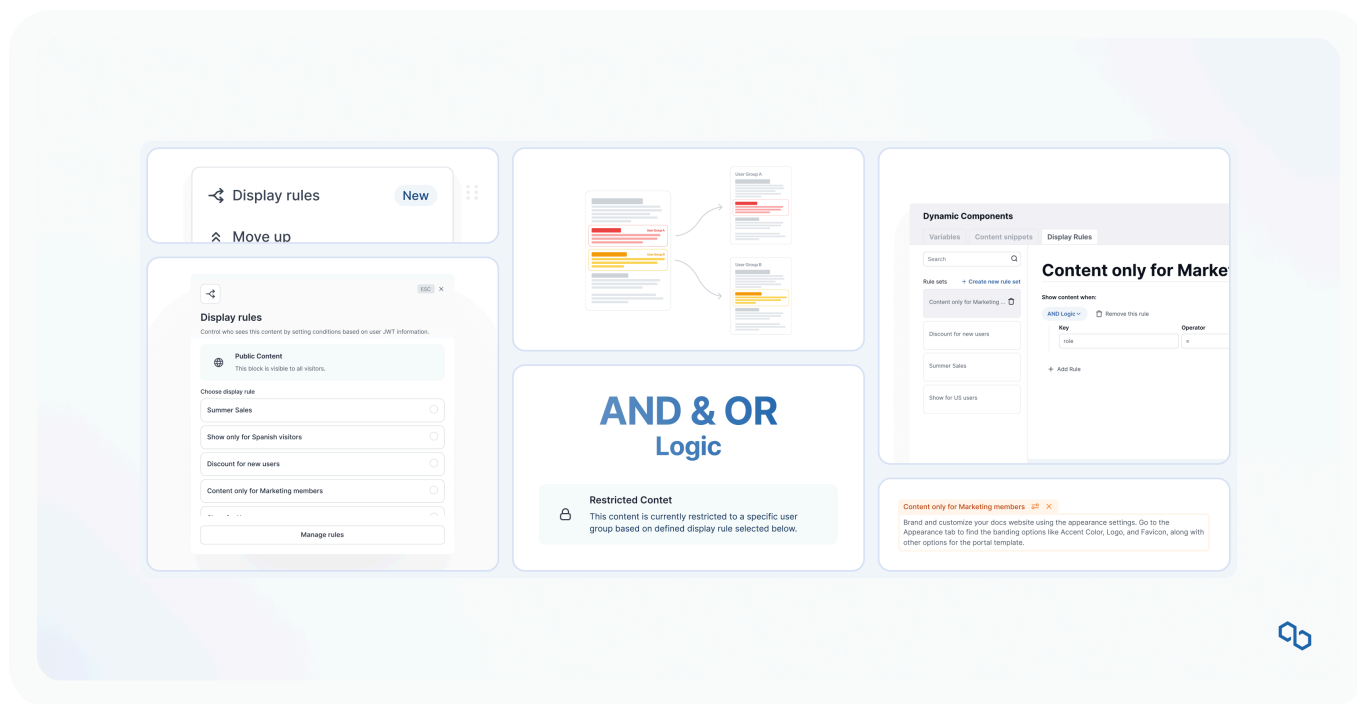
Import from ReadMe



Easily import files from ReadMe. Every formatting option and every block is now supported.

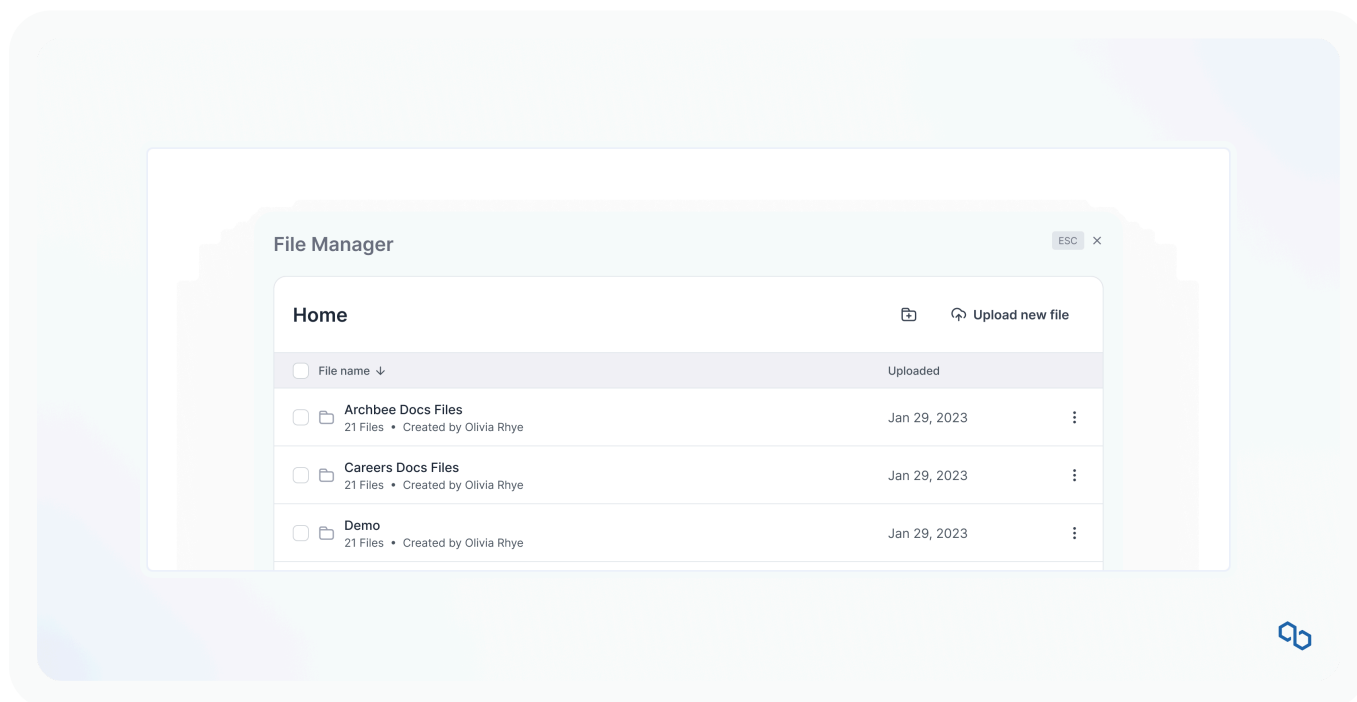
3.5. Archbee July 2024 Product Updates

Conditional Content



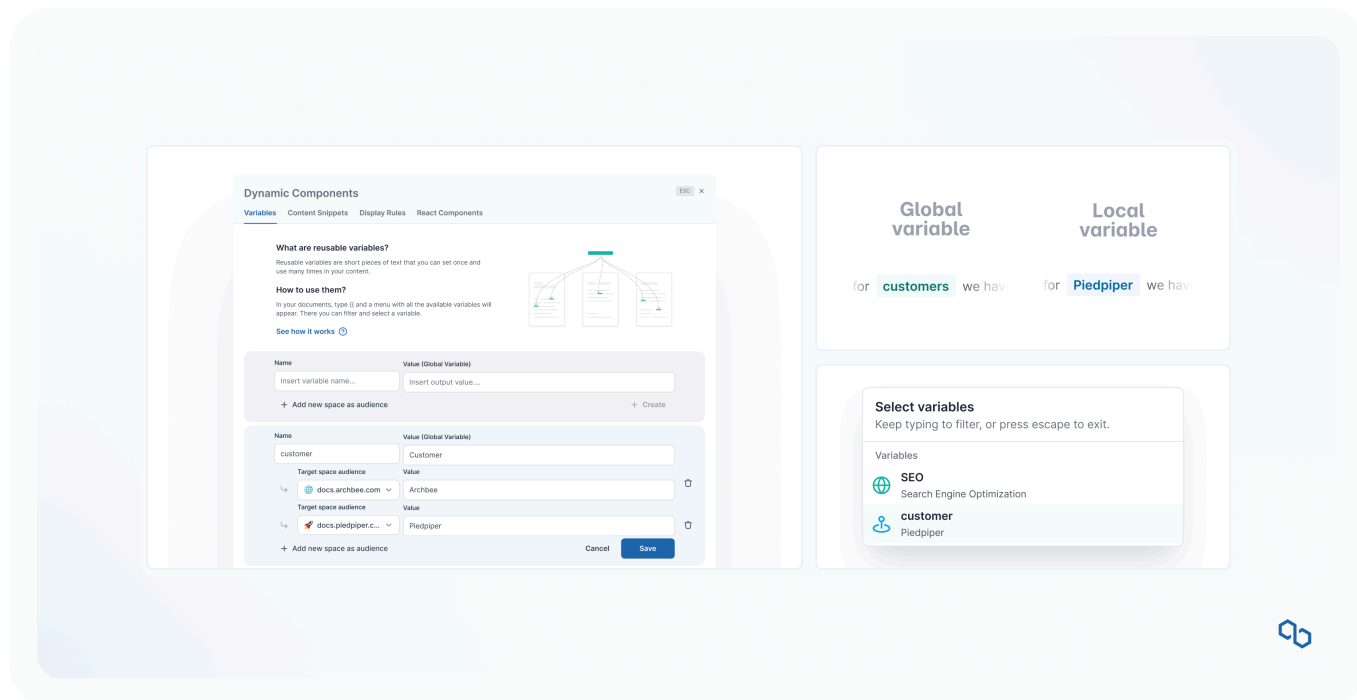
Display the right content to the right audience at the right time. Create specific display rules based on user groups, dates, and more.

File manager



Keep all your files in one easy place. Upload images once and use them in different documents.No more hunting down lost files! Upload once, use everywhere.

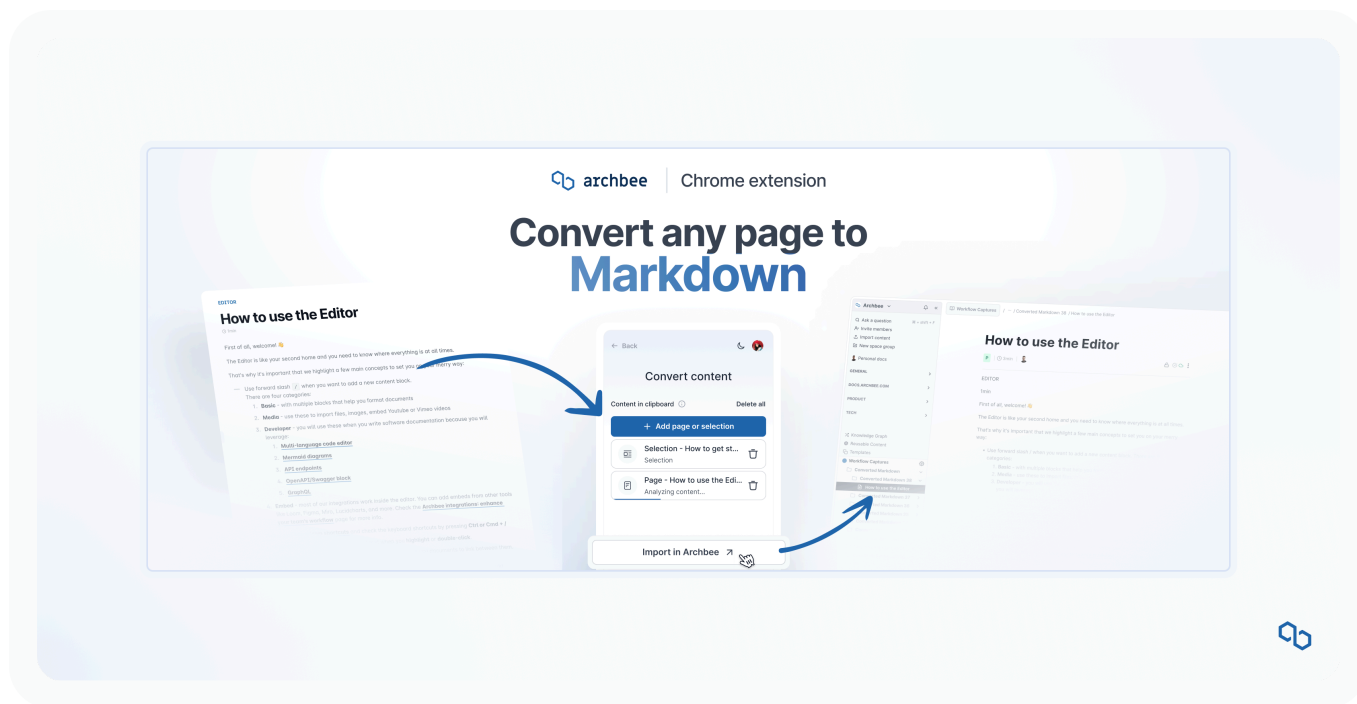
Space Variables



Customize content for each space. Create a single variable that can have different values in different spaces. Use it to personalize names for customers or any other content, making your content more relevant to each audience.

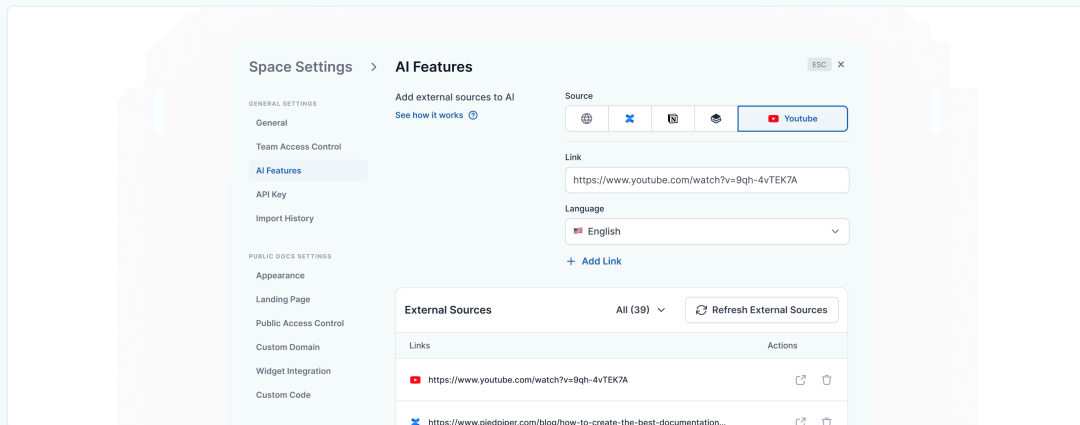
3.6. Archbee June 2024 Product Updates

V2 of our Chrome Extension



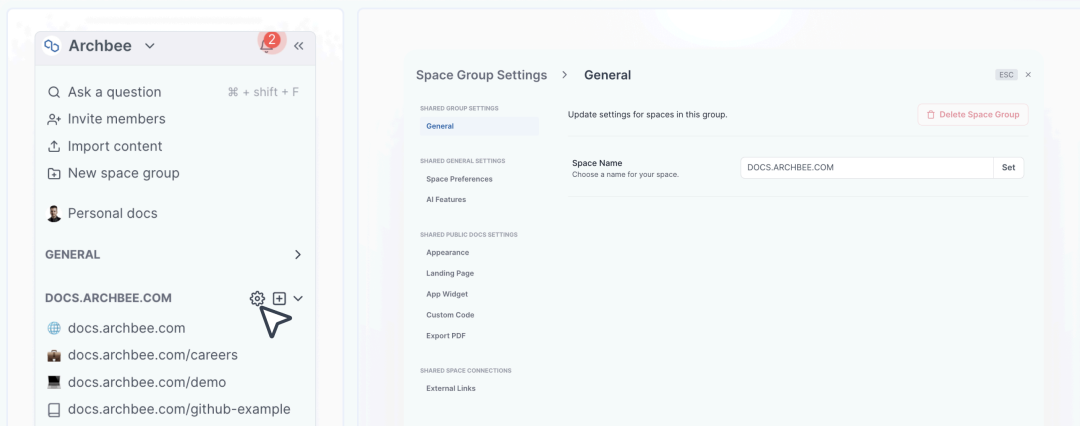
Our Chrome extension V2 now lets you instantly convert any webpage (or even a selection) to markdown. Move your existing documentation into Archbee from providers who don't agree to the industry standard, edit it with ease, and publish in a flash!

AI external sources



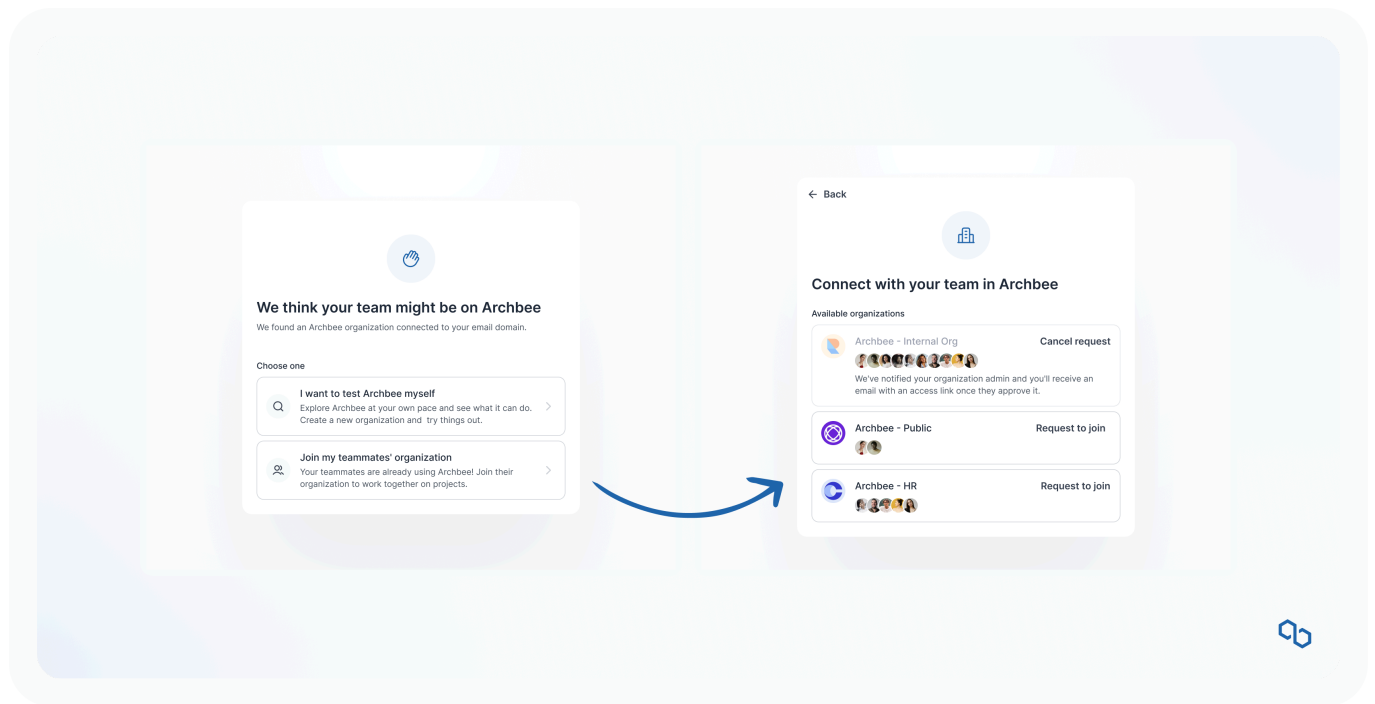
Your AI just got smarter! Now it can tap into more external sources like Gitbook, Confluence, Notion, YouTube, all that aside your existing content in Archbee. Get more comprehensive and relevant answers to all your user's questions.

Space group settings



Say goodbye to tedious setting updates for each space in your group. We've introduced a dedicated settings section for your space groups. Now, you can sync all settings across your entire group, saving you precious time on large documentation sets.

Find your organisation



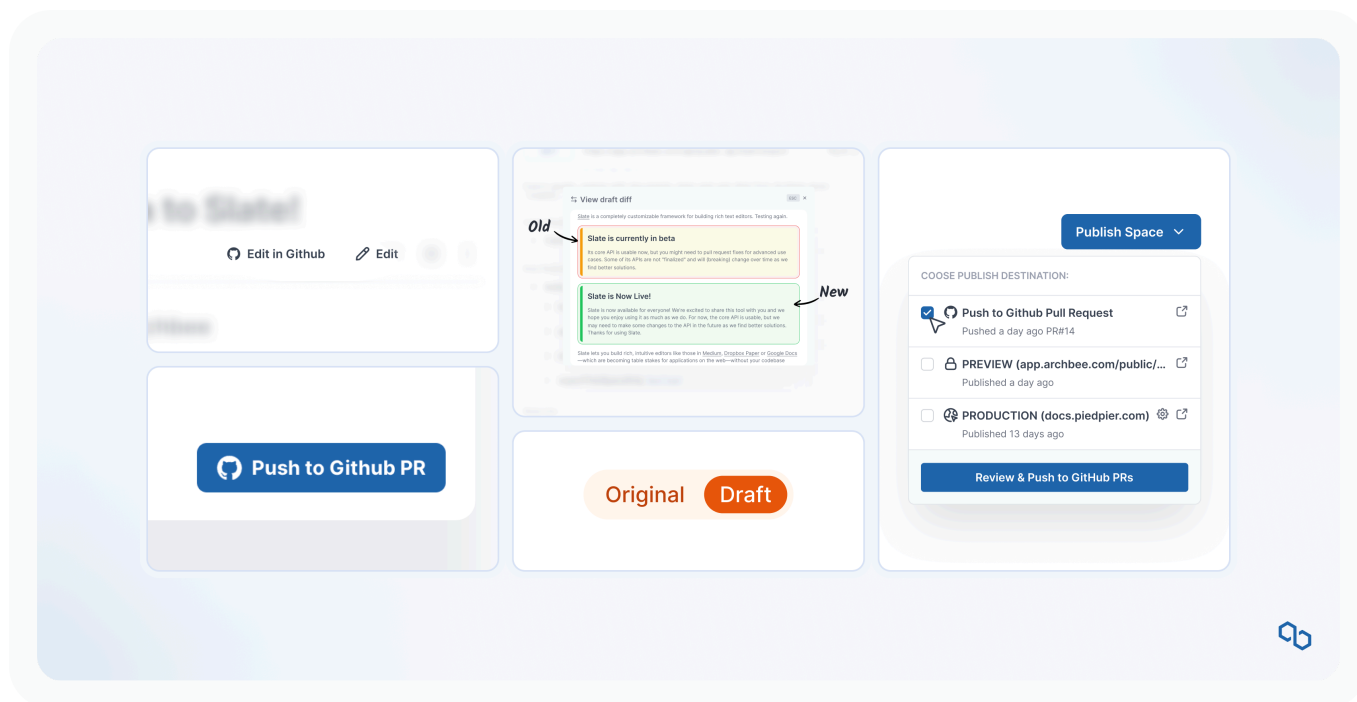
Based on your signup email domain, we can now detect if there's an organization waiting for you to join. Ask to join, get approved by admin, then start contributing to your team's documentation.

More updates:

- GitHub multi-paths for monorepos
- Import zip files via API
- Disable email/pass login combo
- OpenAPI now showing deprecated fields
- OpenAPI now supports oneOf

3.7. Archbee May 2024 Product Updates

Two-way sync to GitHub repositories



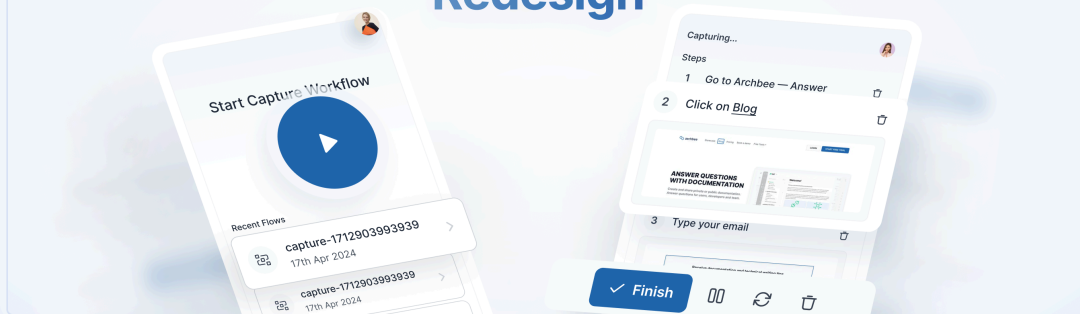
Our GitHub App v2 is here and it enables two-way sync to GitHub repositories!

Until now, you could write your content in GitHub. It would get synced to our platform automatically. Now it's possible to also edit & push content from Archbee to GitHub via Pull Requests, making the loop complete.

This enables less technical people to easily contribute to GitHub-backed content in Archbee. All of this without learning developer toolchains like git, npm and markdown and using command lines.

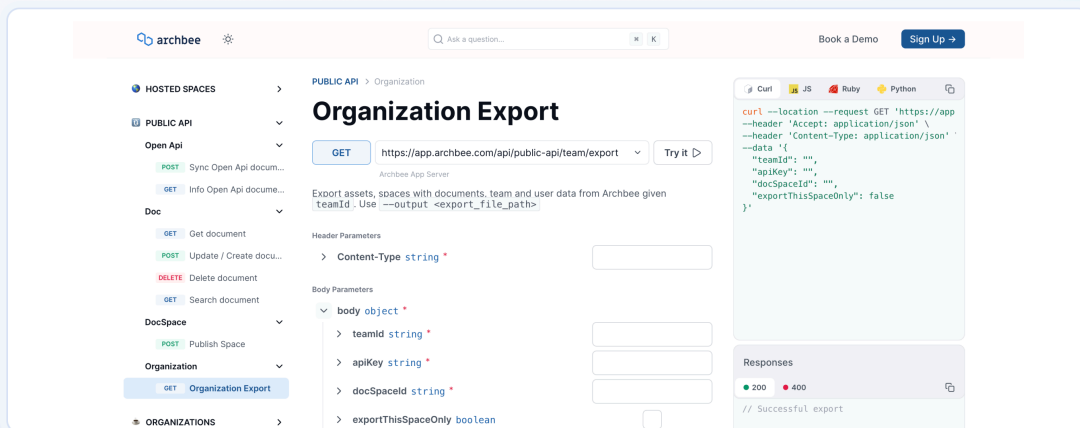
Redesigned Chrome Extension

Chrome Extension Redesign



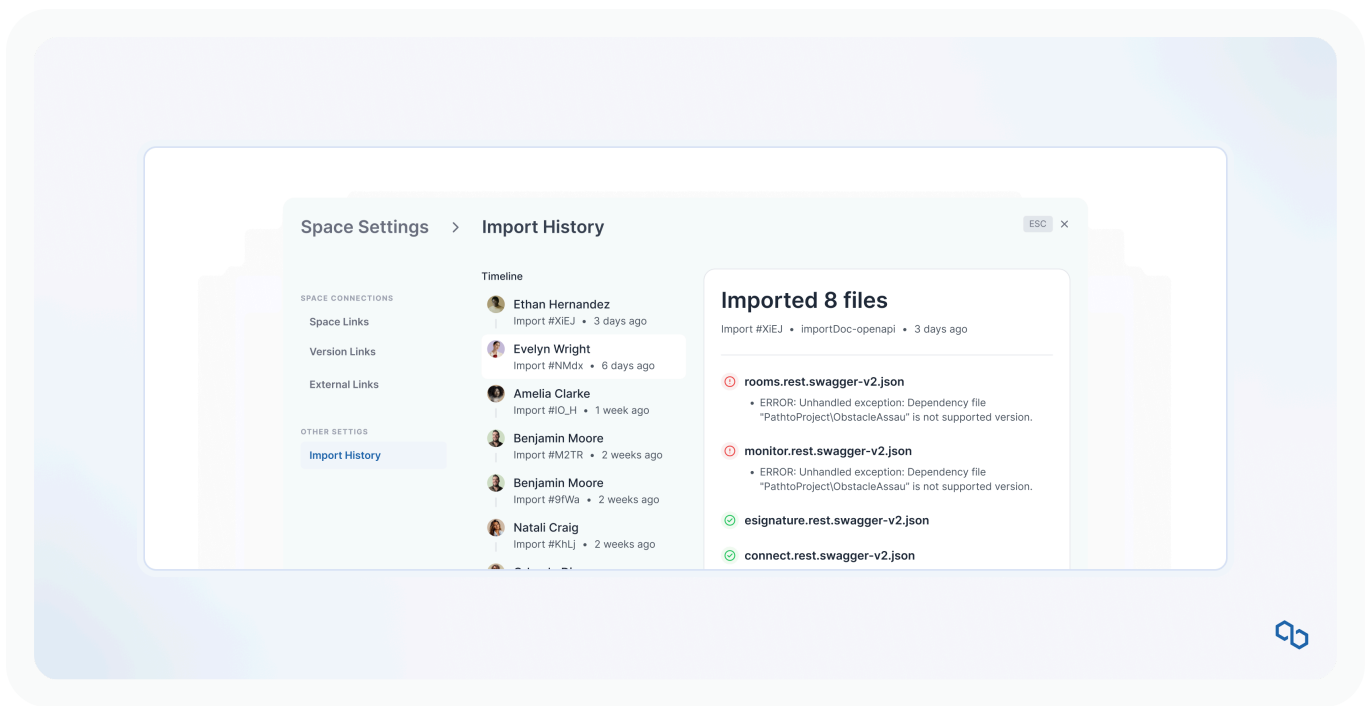
We've redesigned our Chrome Extension. It now looks better and it's way easier to capture workflows from the web.

Backup your workspace via API call



A new endpoint in our Public API that enables your team to backup your entire workspace via a simple API call.

Import OpenAPI History



OpenAPI is a huge spec and sometimes conversions fail. We now allow you to see what went wrong with your imports and fix the spec files.

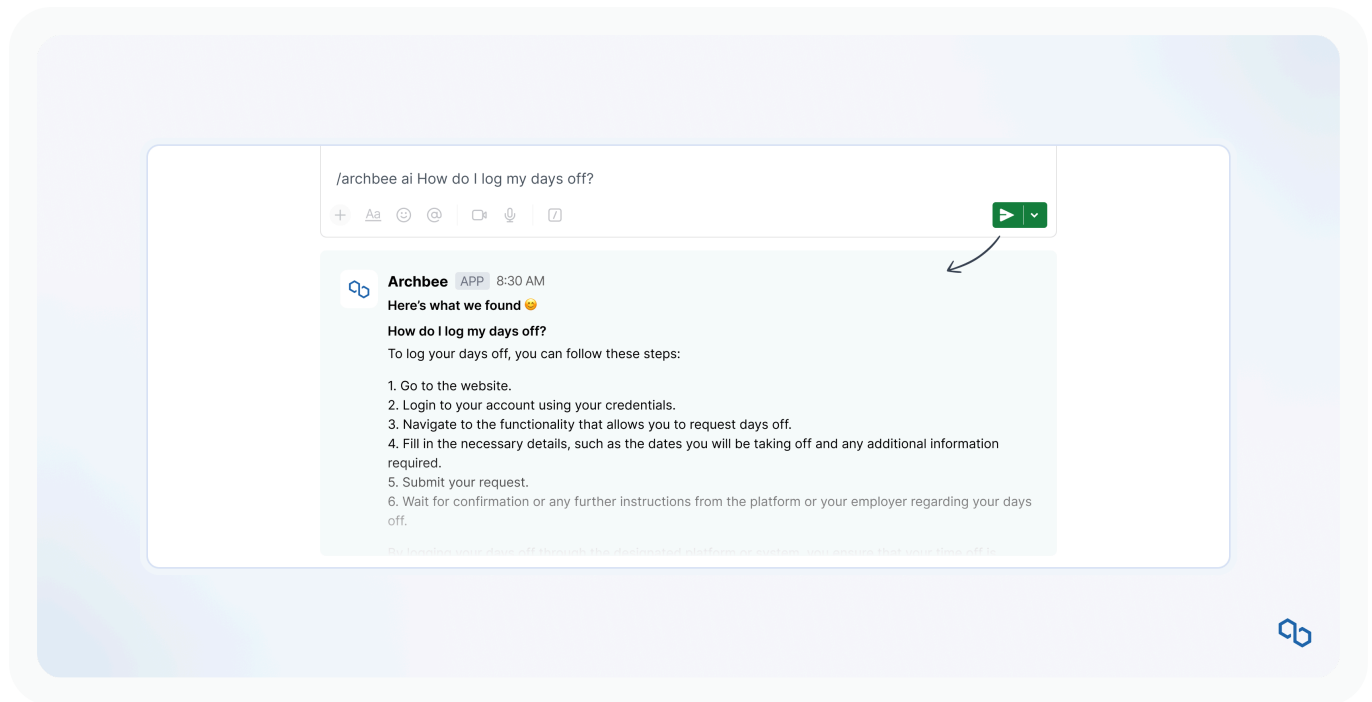
**

More updates...**

- Bug fixes
- Performance improvements

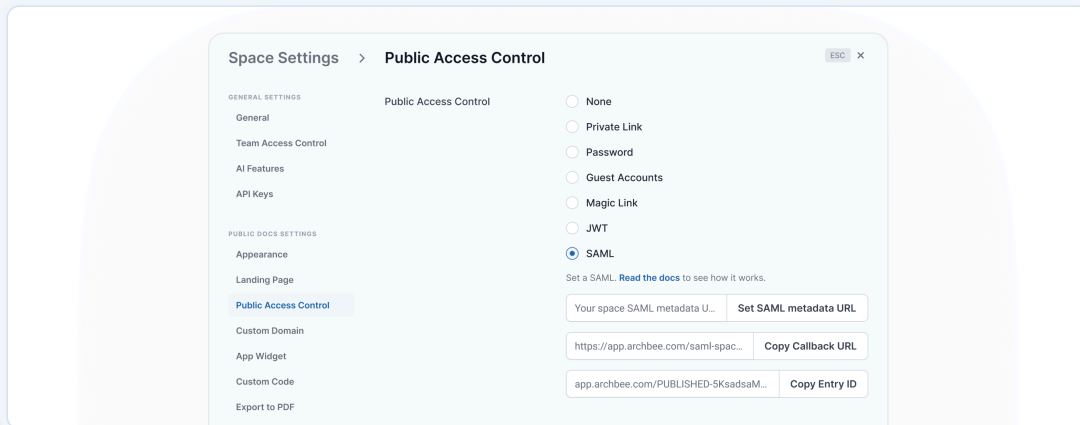
3.8. Archbee April 2024 Product Updates

Slack App V2



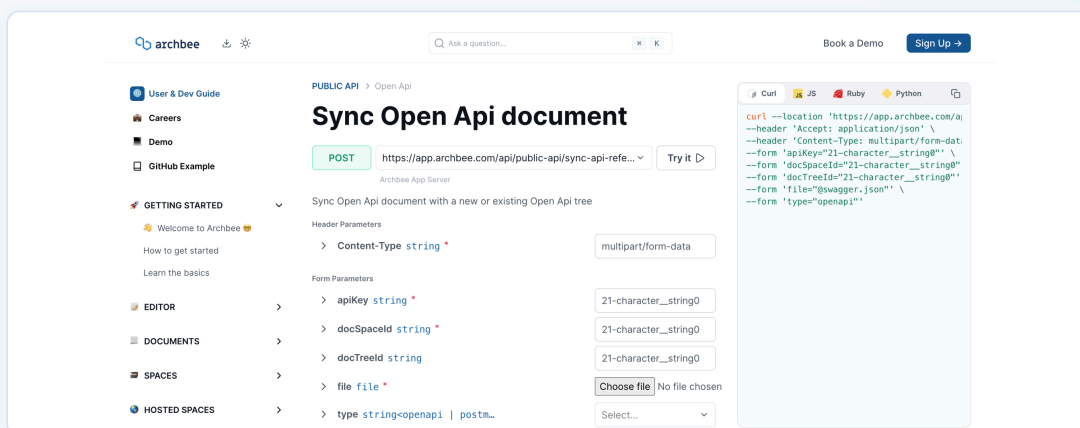
Slack App V2: it includes Ask AI functionality to answer your team's questions based on your Archbee documentation; improved events sent to Slack from Archbee documents and spaces.

SAML/SSO as Access Control for shared/published spaces



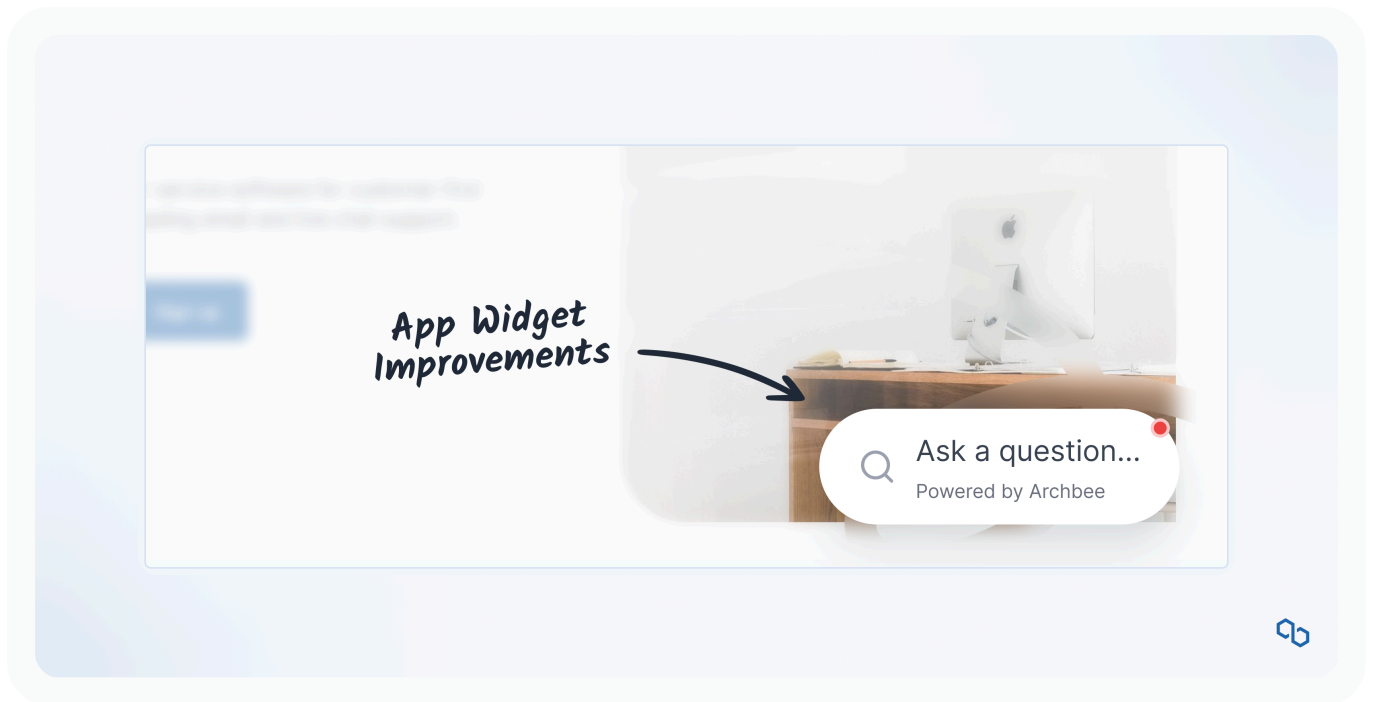
We now have the most comprehensive public documentation authentication set in the industry, including passwords, private links, guest accounts, magic links, JWT, JWK, SAML SSO;

New Public API — sync OpenAPI spec files with just an API call



A new endpoint in our Public API that enables your team to sync OpenAPI spec files to Archbee.

App Widget Launcher



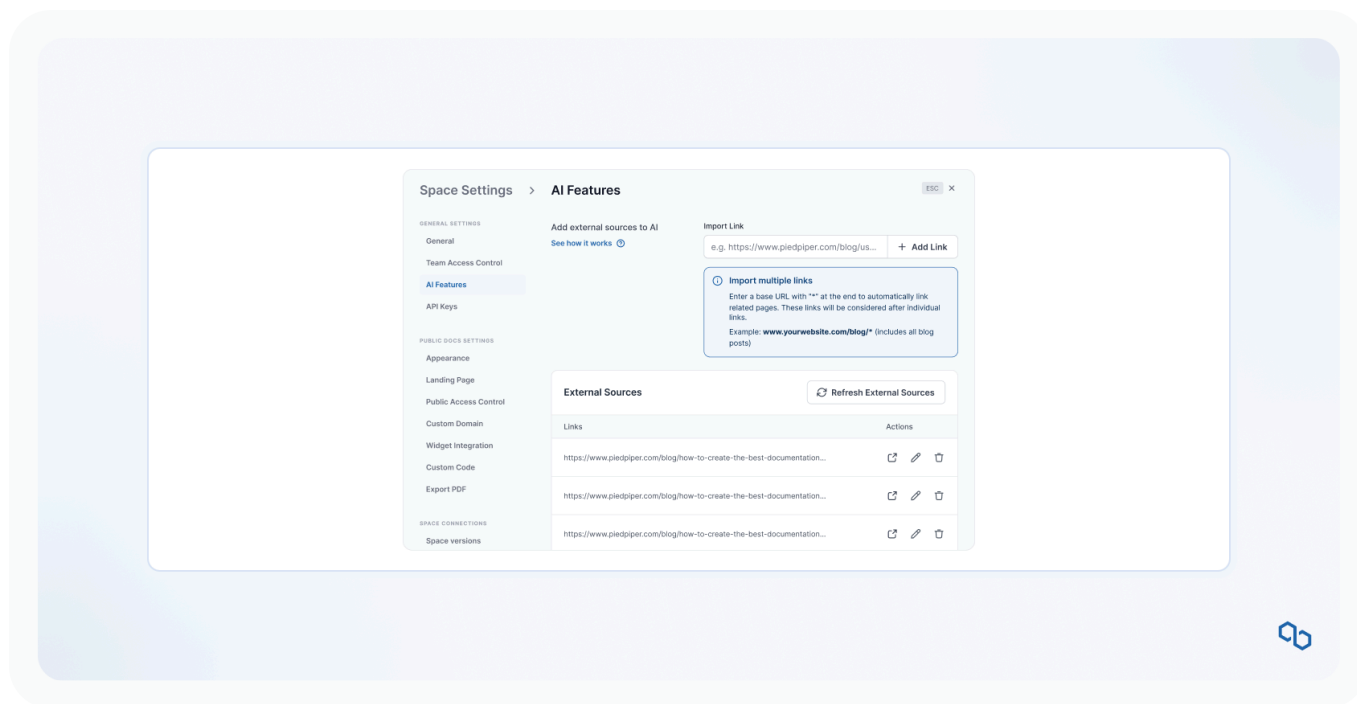
It's just a simple flag in our SDK, and you can embed it anywhere: on your site, your blog, your docs, and your app. Check it on our website: www.archbee.com

More updates...**

- Bug fixes
- Performance improvements

3.9. Archbee March 2024 Updates

External sources for AI Question Answering



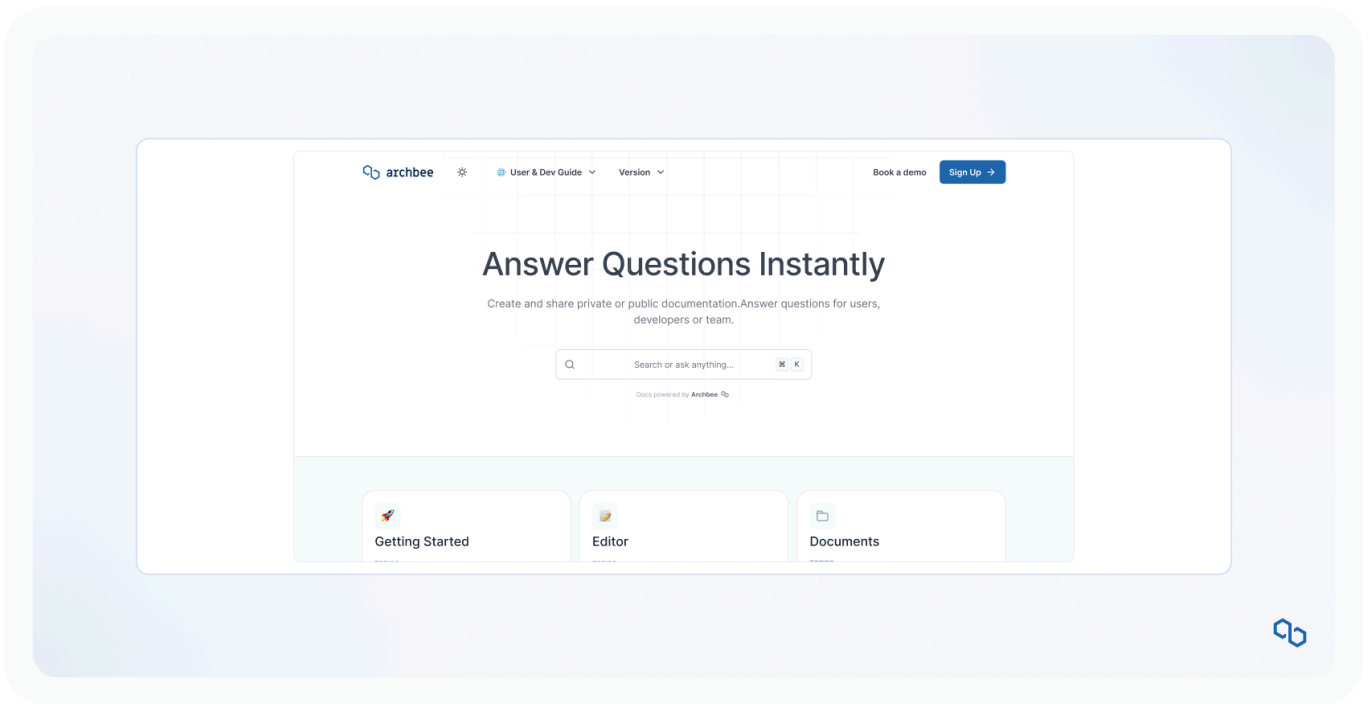
Documentation is customer education.

But what else is customer education? Website resources, like your blog, case studies, your release notes, integration center and more.

With our latest feature, you can index & embed web resources that will contribute to the context of LLM-powered question answering.

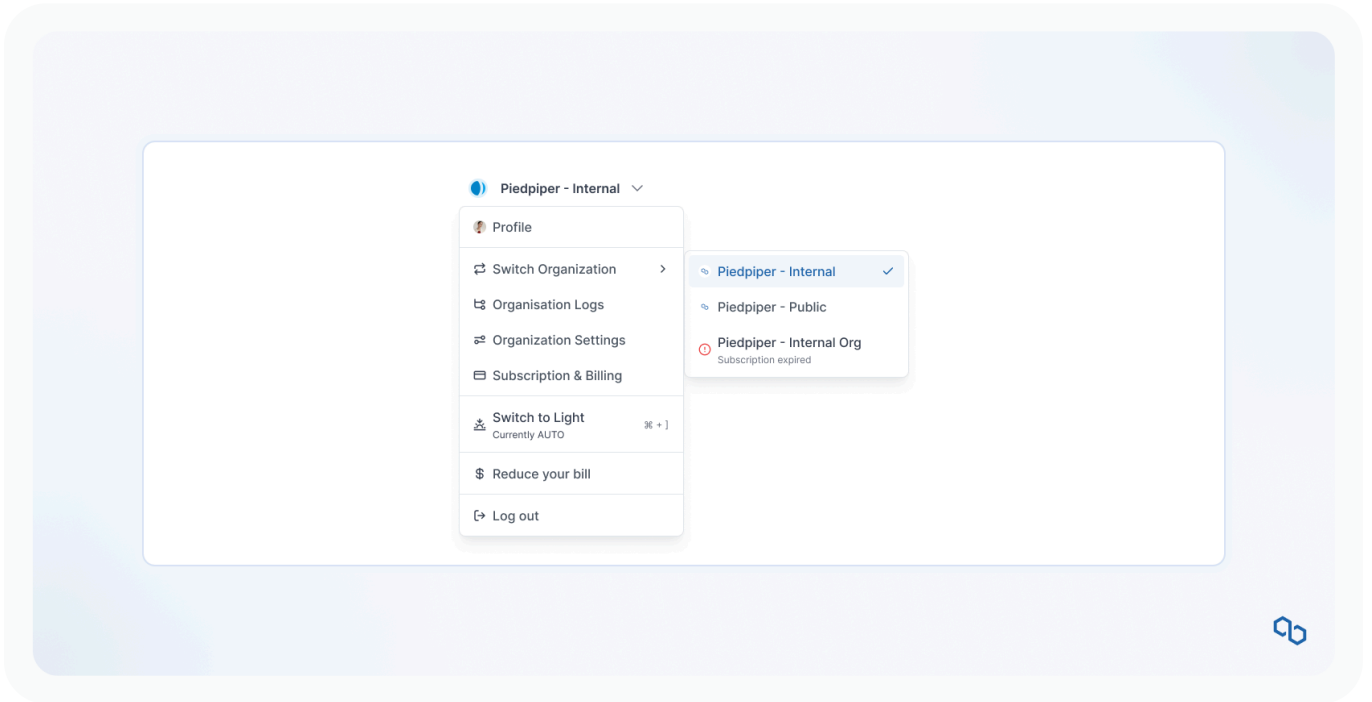
How powerful is this? You tell us.

Improved landing page template



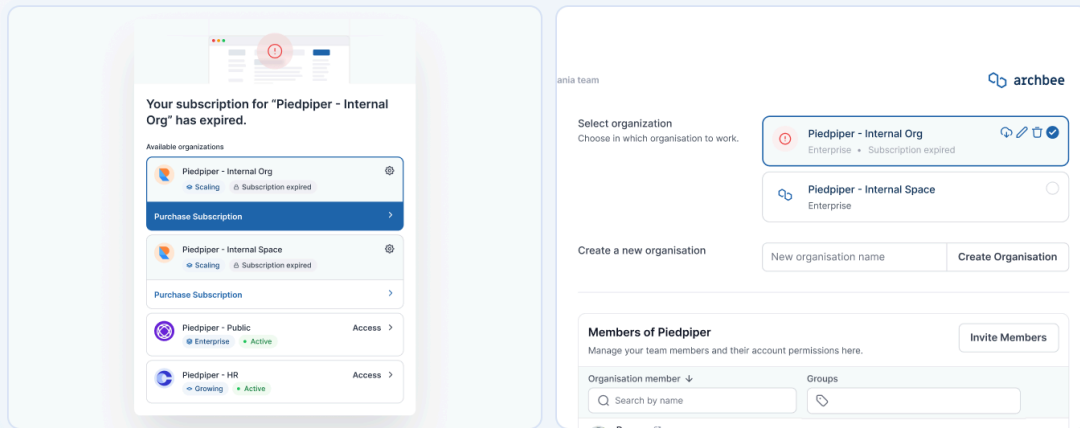
Your landing page is your first document quite often. However, our newly designed landing page might look even better for you — try it out!

Switch your org quickly



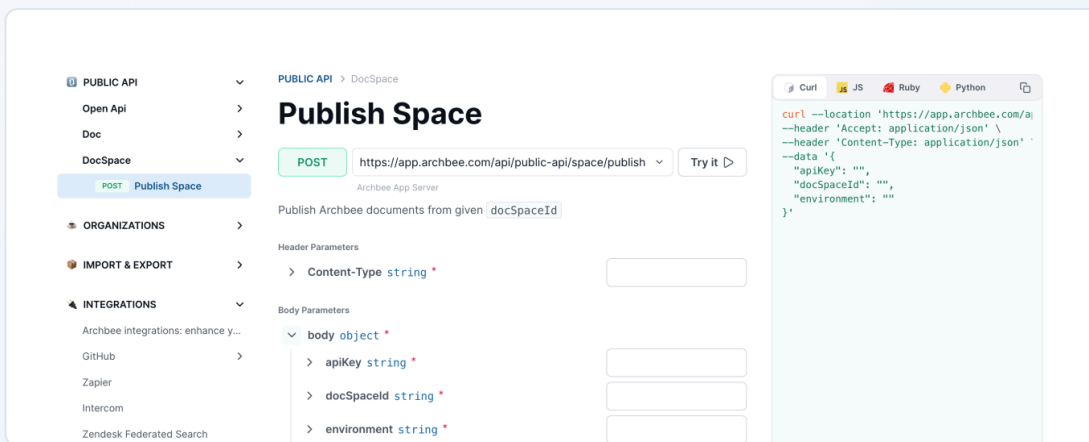
For people that are part of multiple organisations, it has become really quick to switch between the orgs.

Improved UI & UX on multiple orgs



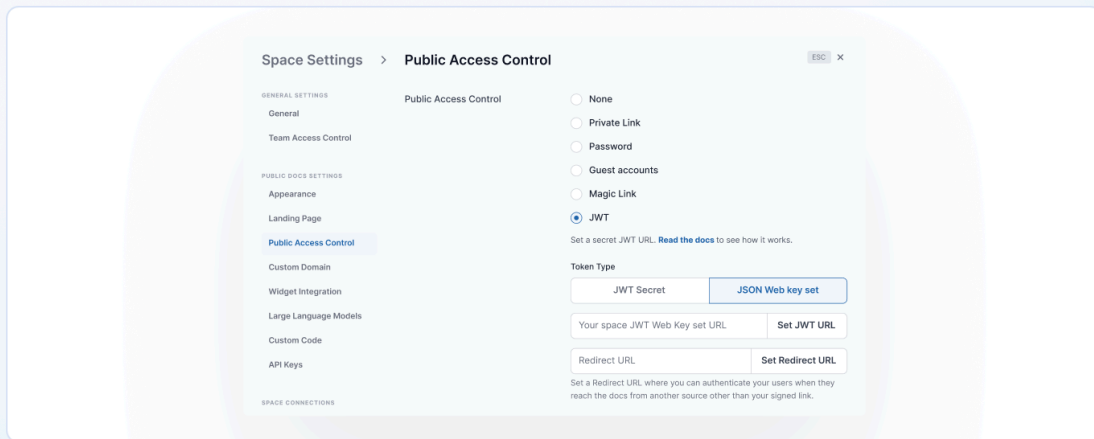
We now make it crystal clear which org you are currently on, and what the subscription and billing settings are for each.

Publish using our API



Our new API call lets you publish your space, enabling deeper automation.

JWT Access Update



Use JSON Web key sets for authenticating your users, in addition to the existing JWT.

**

More updates...**

- CMS speed improvements
- Improved realtime sync (still beta)
- Bug fixes

3.10. Archbee February 2024 Updates

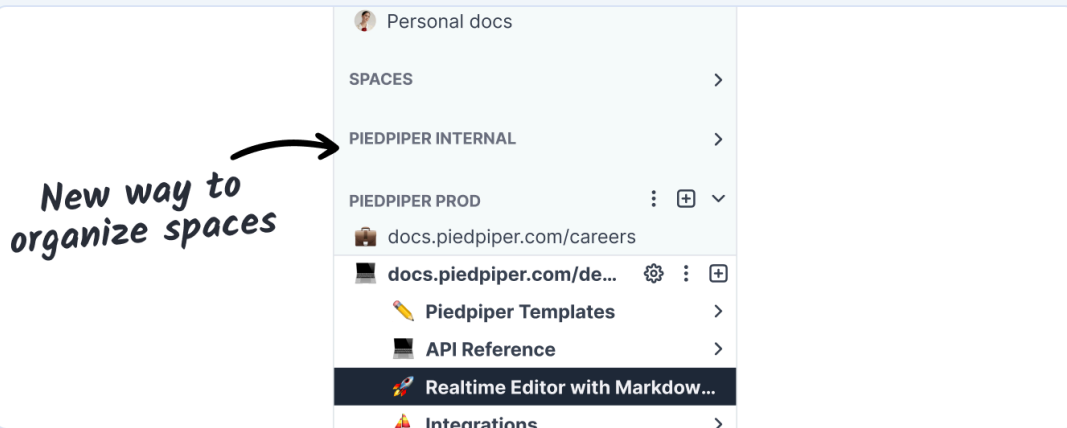


archbee



Archbee Product Updates

Space Groups



For teams with a large number of spaces, our new Space Group feature, allows you to better organize your content.

New AI model

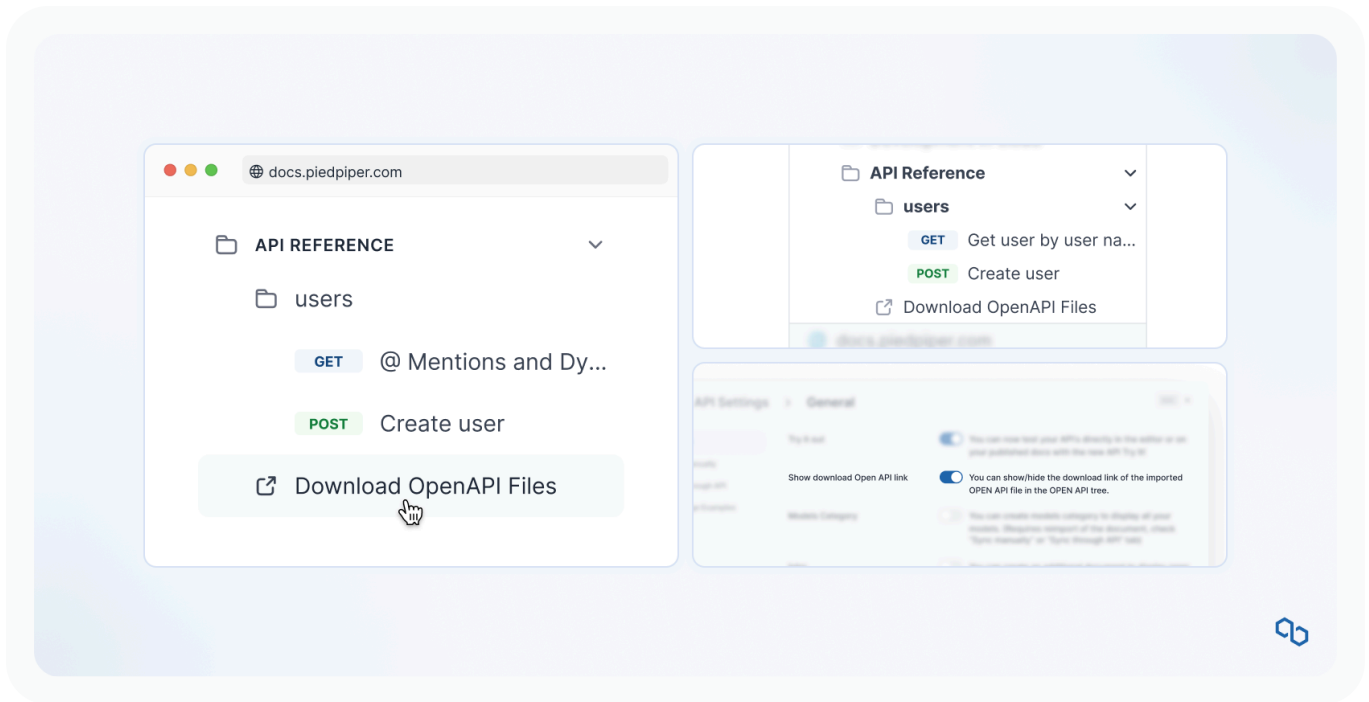


We shipped a new AI model in production, welcome to OpenAI GPT-4 Turbo.

It is faster, cheaper and 100% of the price reduction on extra tokens is passed on to you.

ON TOP, we've doubled the number of included tokens on all plans/addons.

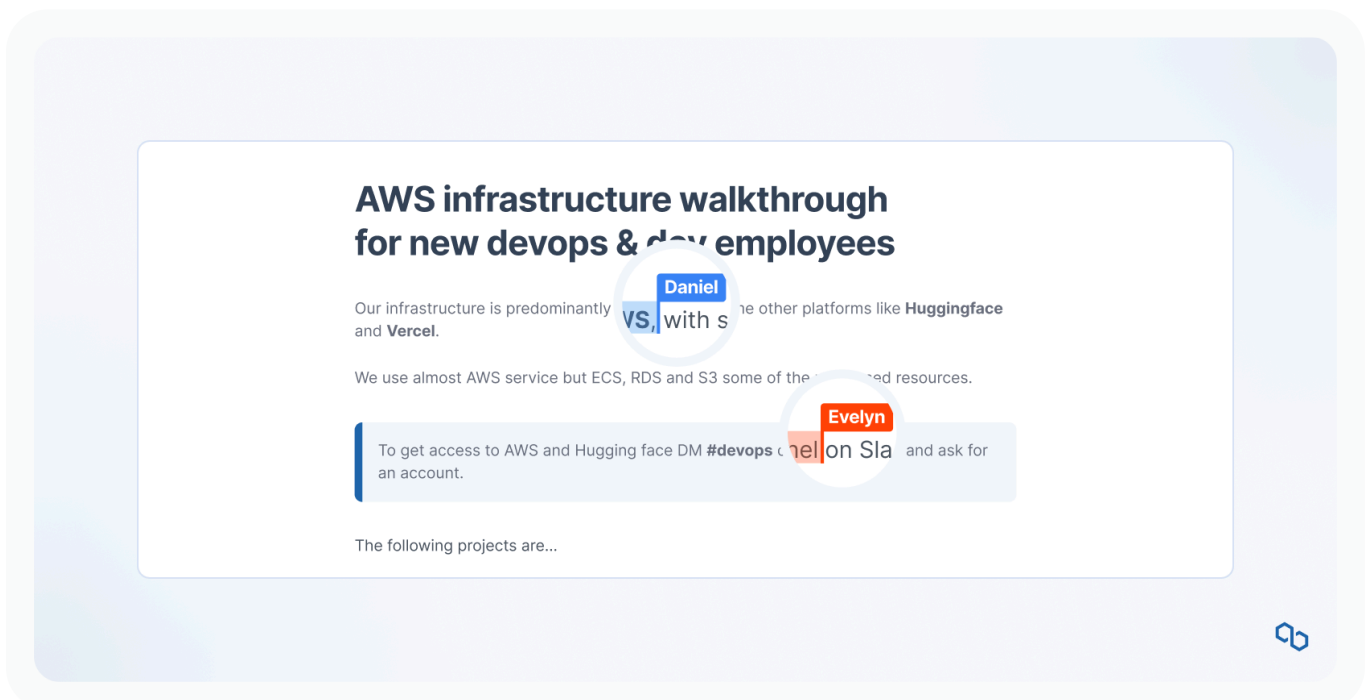
OpenAPI updates



We've shipped more OpenAPI spec rendering, and now the OpenAPI spec yaml can be downloaded from the docs.

**

Multiplayer (beta)**



Multiplayer content creation graduates to beta from experimental. It is still a work in progress from our team, but now it can be safely enabled in your workspace settings [here](#).

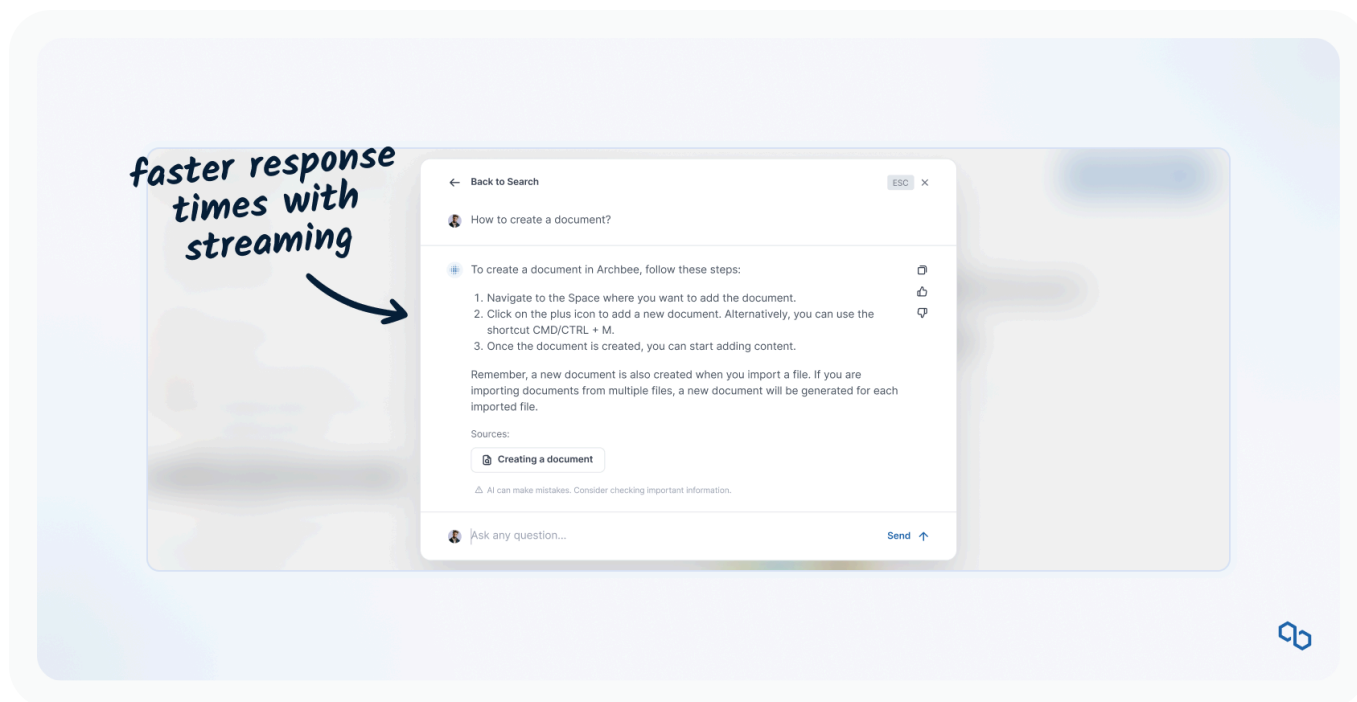
**

More updates...**

- Faster documentation? More reliable & resilient documentation sites? We got you with our new Cloudflare infra.
- Improved rendering of generated sites & CMS
- Bug fixes

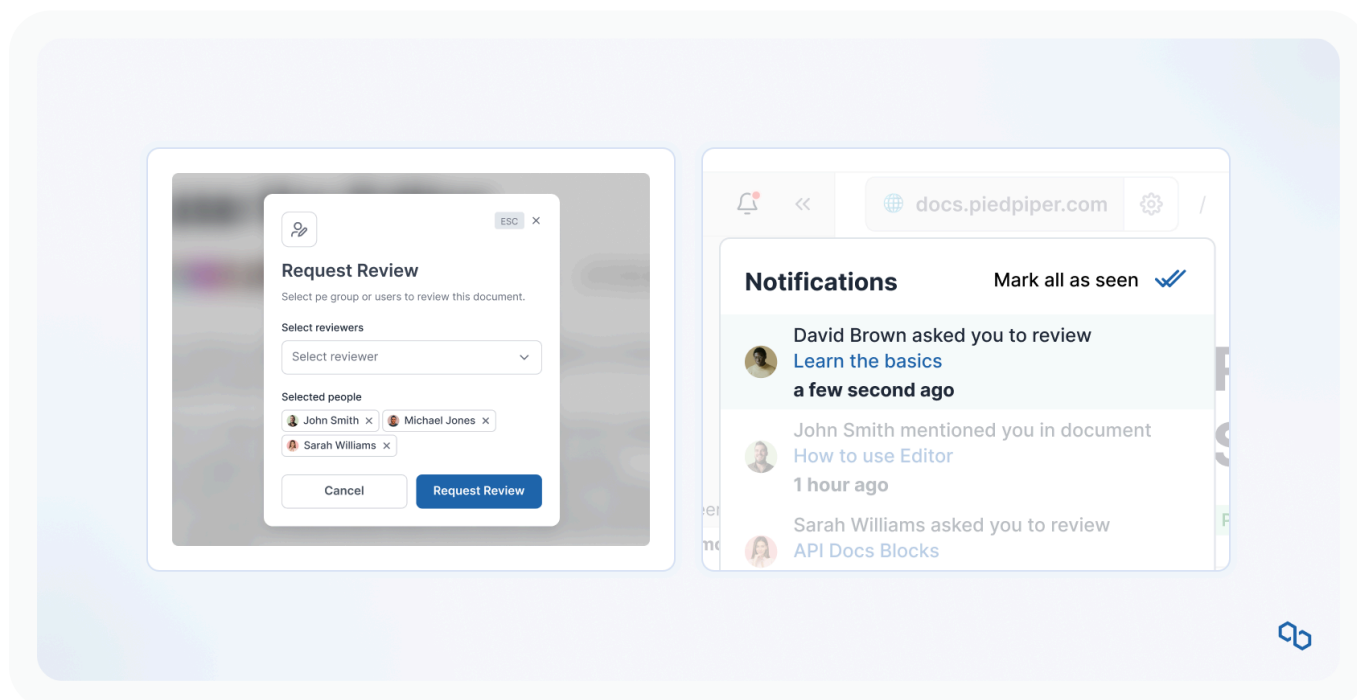
3.11. Archbee January 2024 Updates

Ask AI word streaming



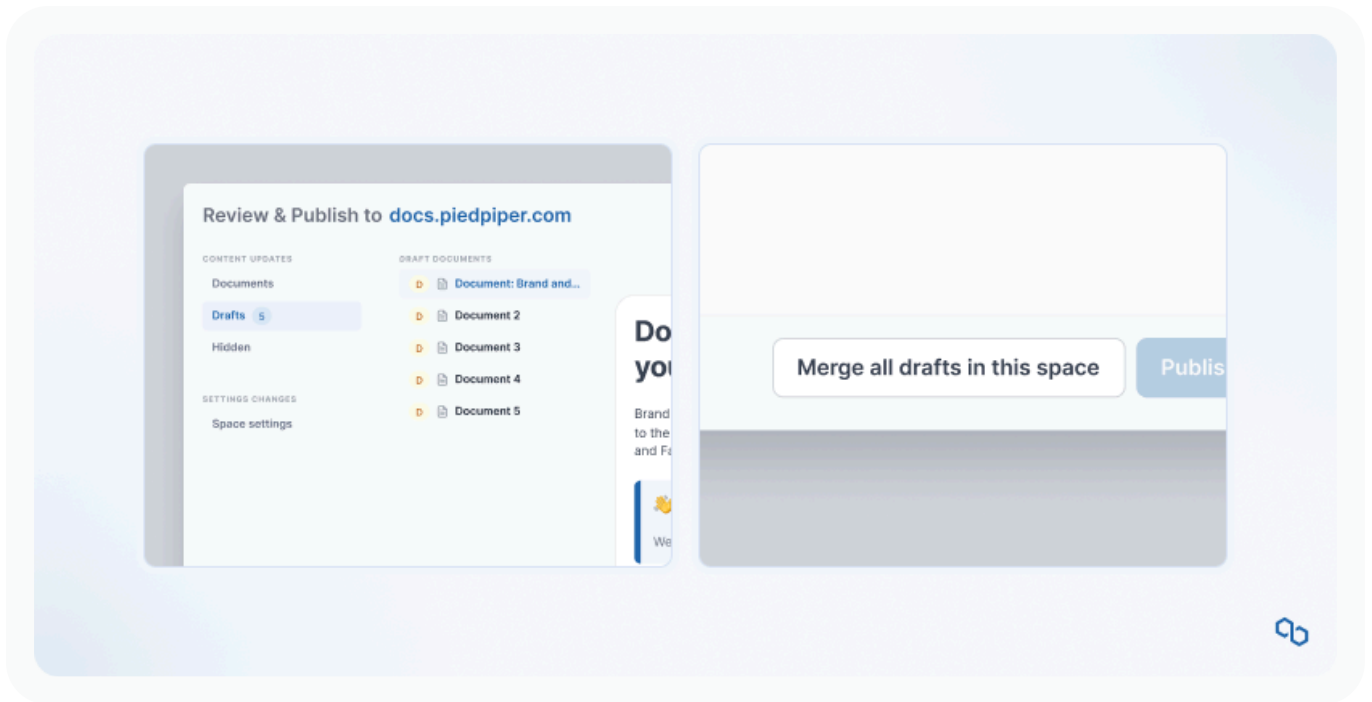
Enjoy much faster AI QA. We started streaming from our backend LLMs, erasing 5-10 seconds of delay between when the question was asked and the answer started typing.

Improved Review System



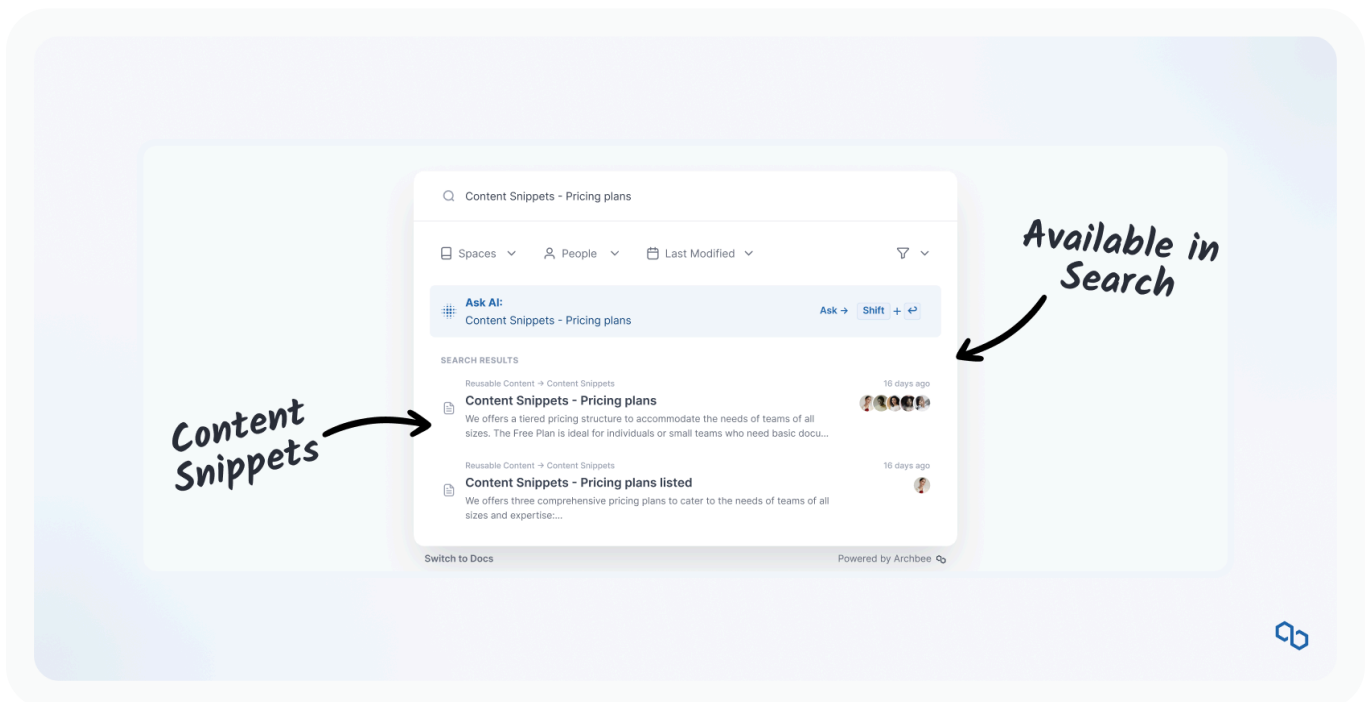
Request reviews can now be sent specifically to any of the allowed team members.

Merge All Drafts



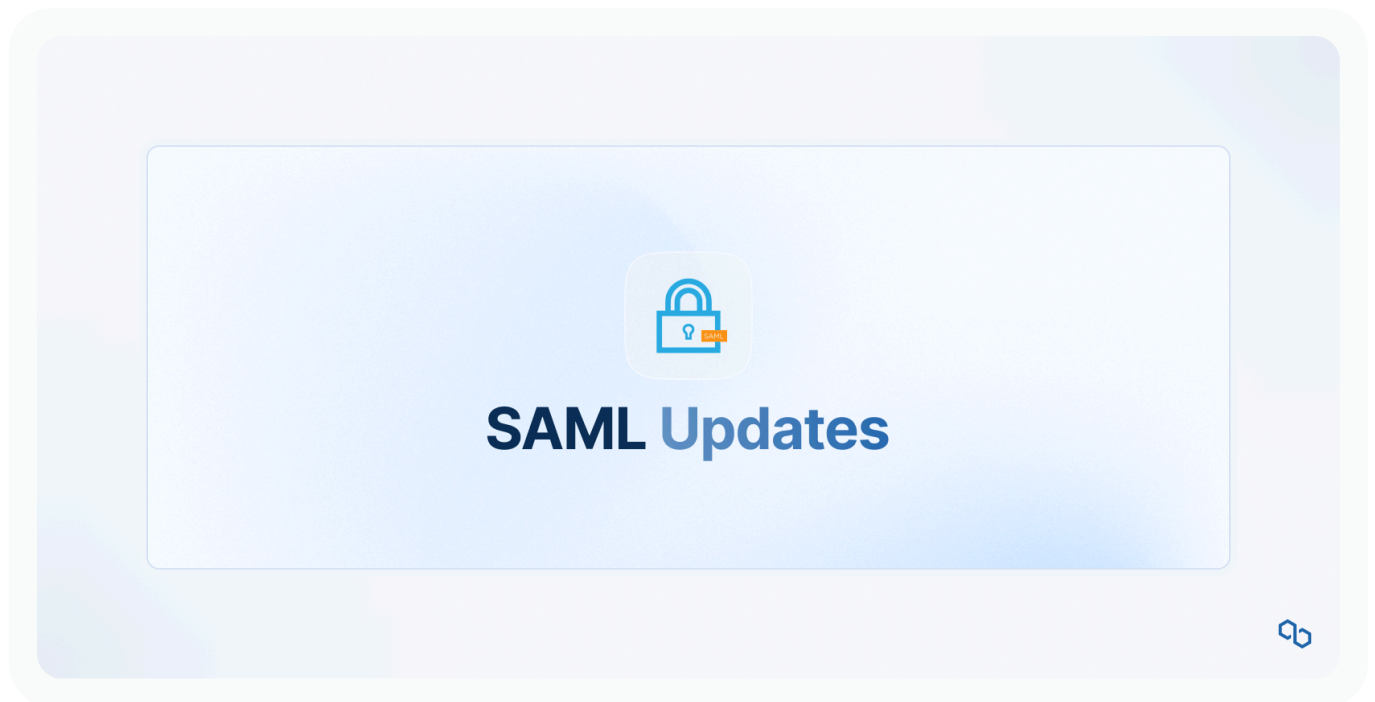
Save time by merging all the drafts in a space in one fell swoop. This is available right before publishing.

Improved Search UI



Our search function now looks for content in your Reusable Content Snippets as well. Disabling contributors in the public settings, disables it for the search UI as well.

SCIM for SAML



Create, read, update and delete users in your workspace automatically with SCIM support for Okta, JumpCloud and more.

Across the board improvements

- More reliable "Try It" in API docs
- App Widget now supports deep linking with # anchors
- Our Public API now supports search
- Revised and improved UI

Stay tuned for more in February!

4. 2023 and previous

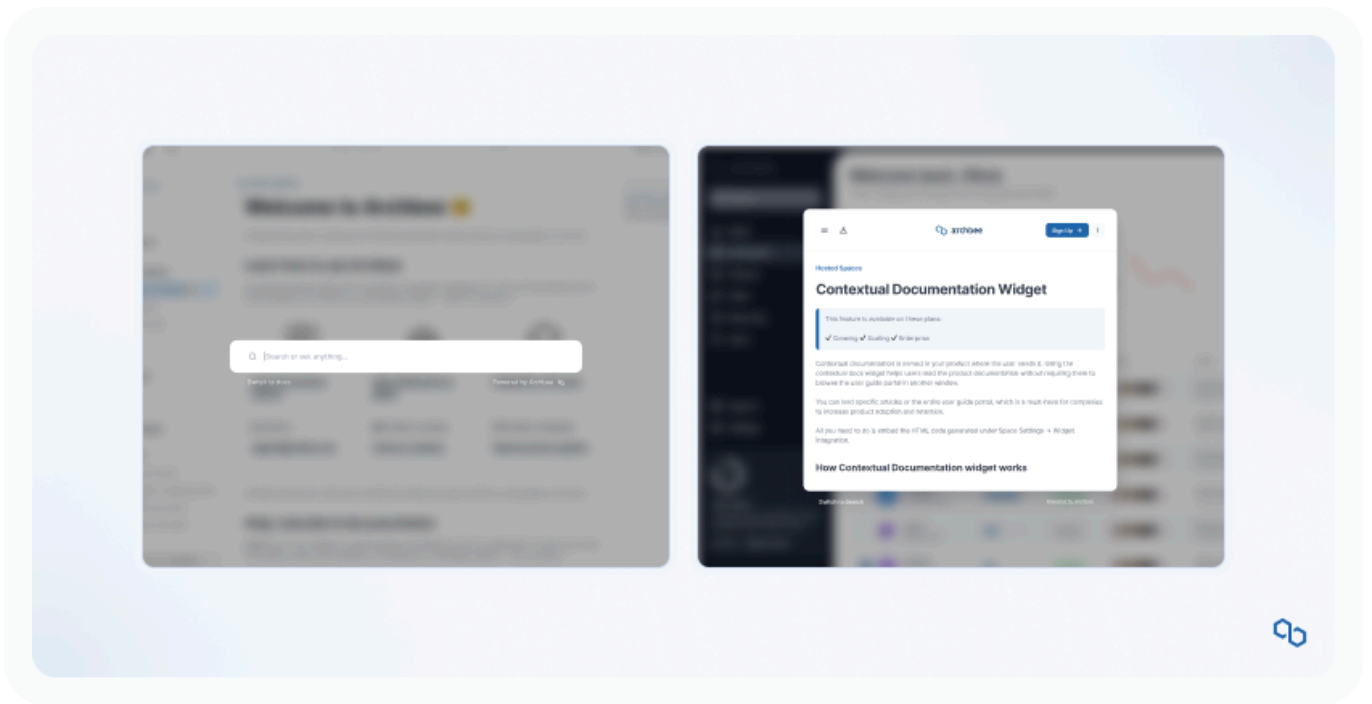
4.1. Archbee November 2023 Updates



Archbee Product Updates

Our product team has shipped many updates & improvements, in addition to newly released features. Let's dig in...

App Widget is fresh out of beta

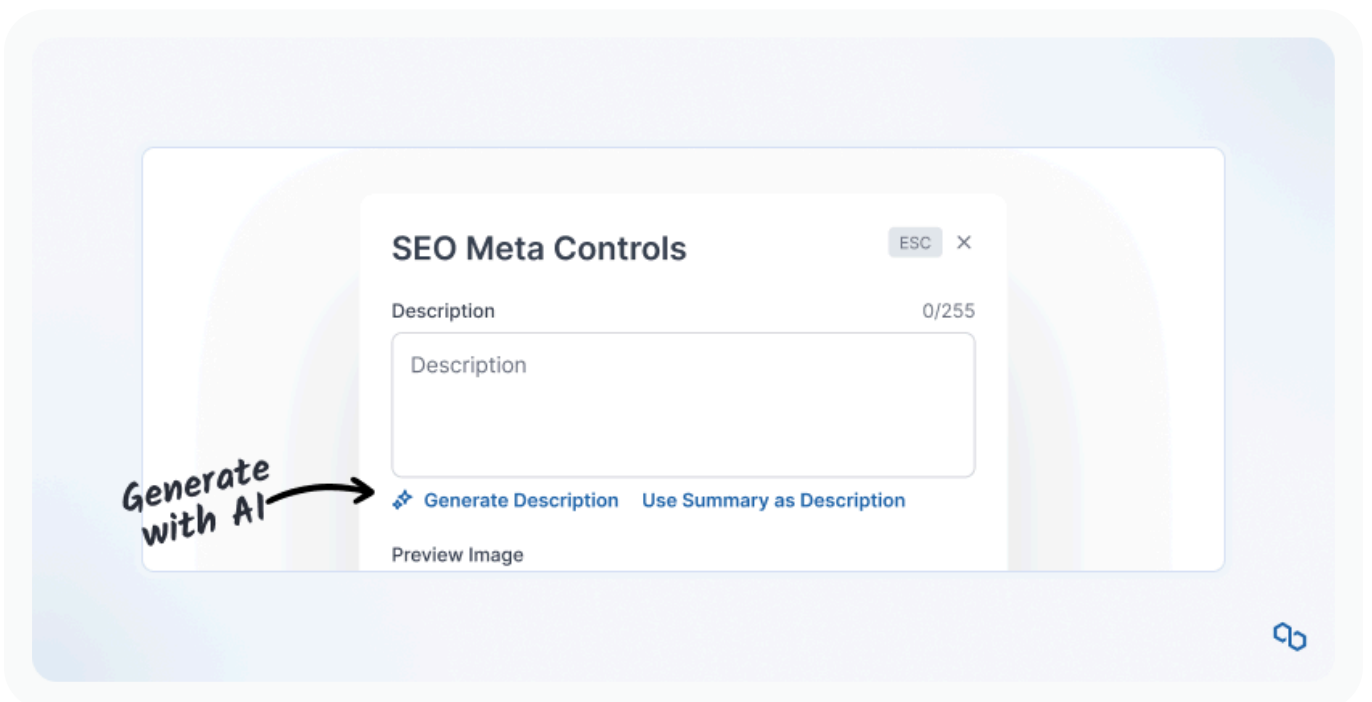


Would you like to answer questions & use your documentation to convert users directly in your app? It's simple with Archbee, drop a simple script in your app or use our React component on npm.

```
**npm install --save @archbee/app-widget
```

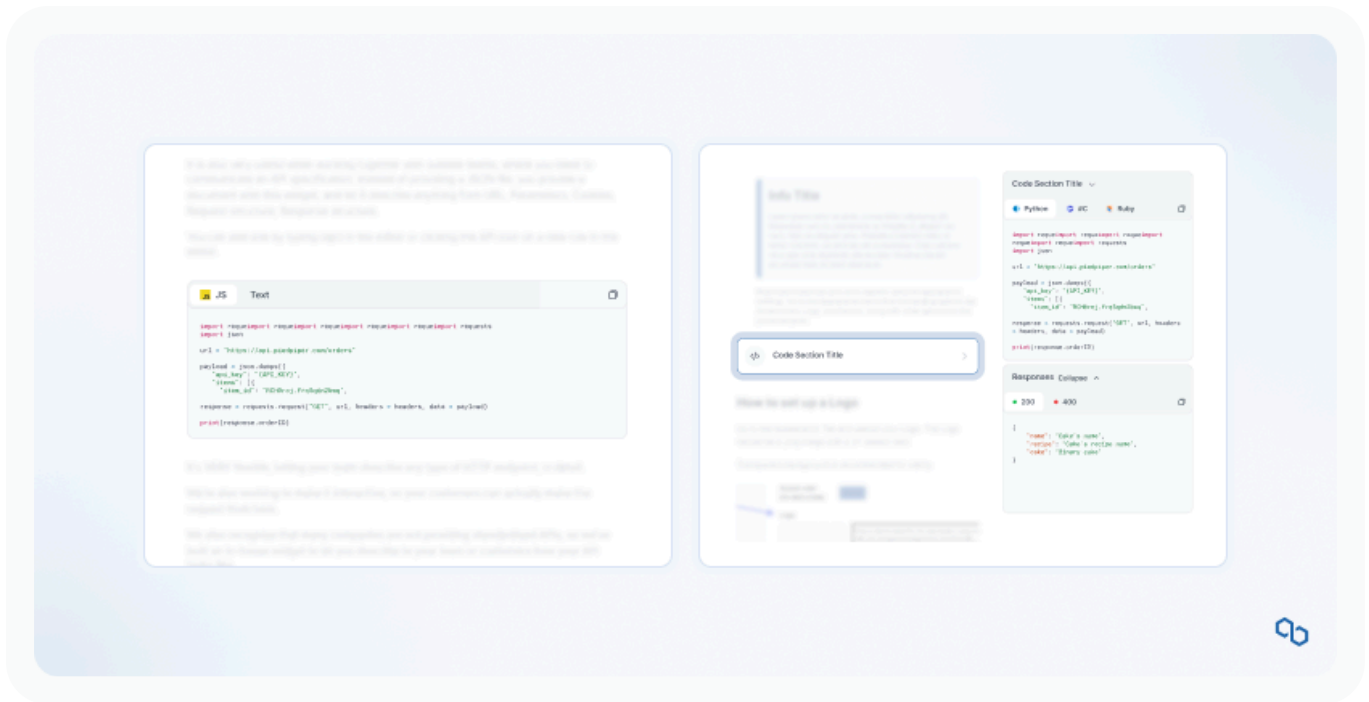
```
**
```

Generate SEO meta descriptions



Generating accurate descriptions and summary for your users & search engine bots has never been easier. Click and you're done.

Redesigned Code Editors & Code Drawers



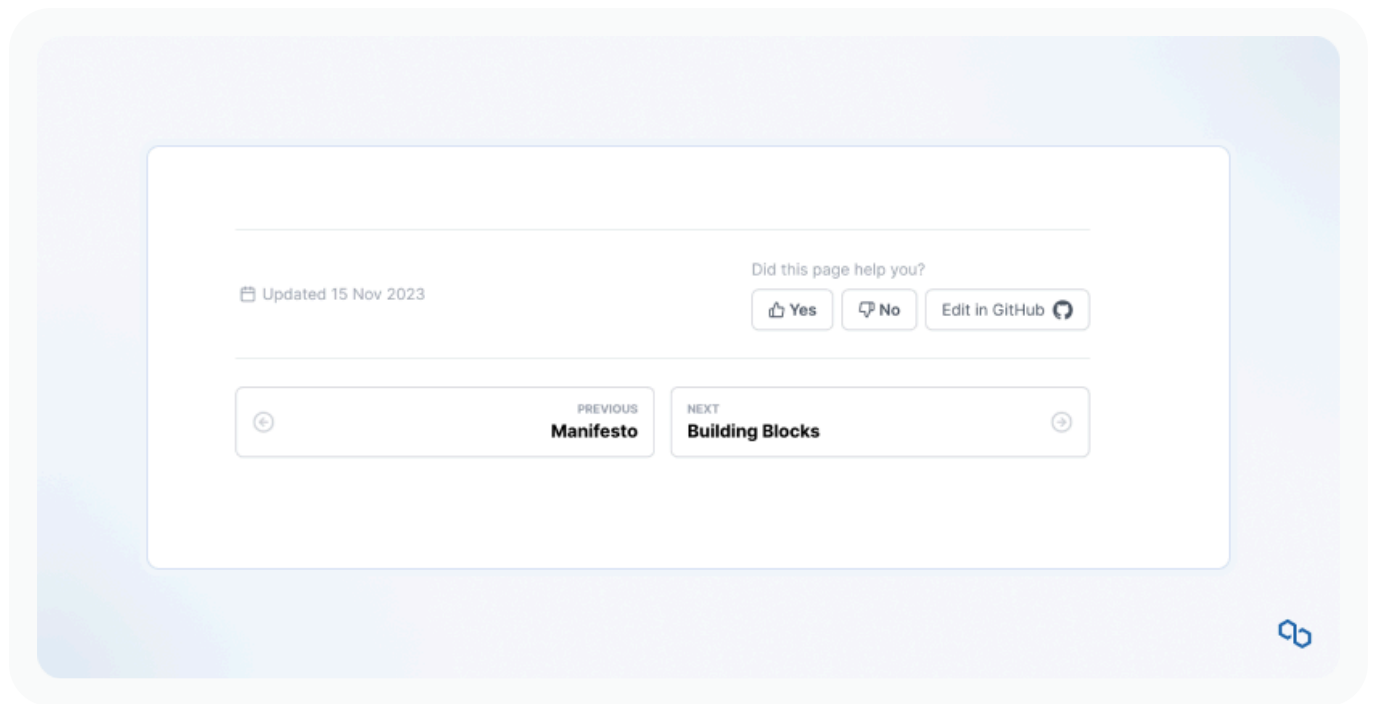
Fresh new paint, but massive UX improvements with editors now saving their language when switching it, and remembering it for other sessions. Rendering performance has improved as well!

Redesigned Open API



A clean new look & feel for Open API and API Endpoints blocks has arrived!

Edit in GitHub buttons



For spaces backed by GitHub it's now easier than ever to get to the source in GitHub and edit or suggest changes through Pull Requests.

Across the board improvements

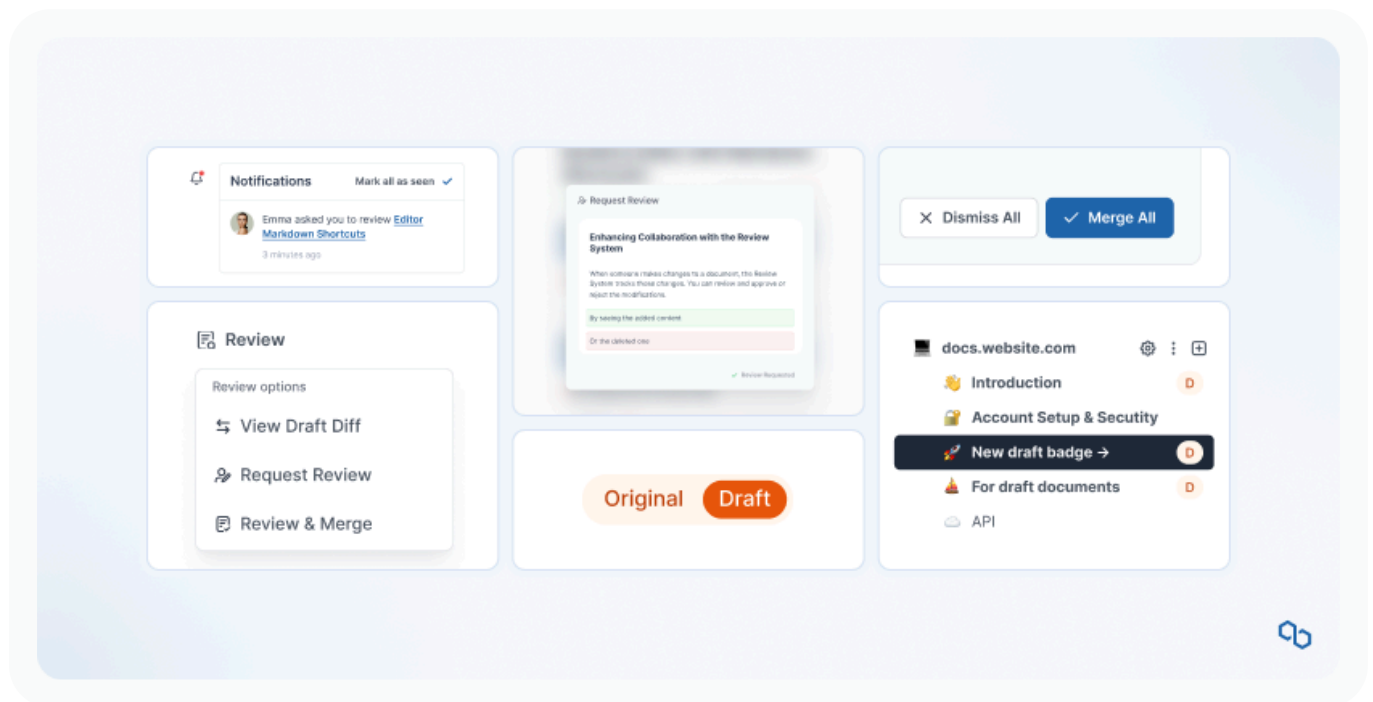
- OpenAPI import redesign
- Support for OpenAPI schemas
- Print to PDF is out of Beta: dynamic links redirects correctly, styling of exported PDF
- AI can now be configured for internal, external or both usage at the space level
- 3 column layout is now supported for all templates
- Filters for search on public spaces & now work for AI questions
- Breadcrumbs are shown when selecting dynamic doc links

Stay tuned for more in December!

4.2. Archbee October 2023 Product Updates

The month of October brings many updates & improvements, in addition to newly released features...

Our Review System is here



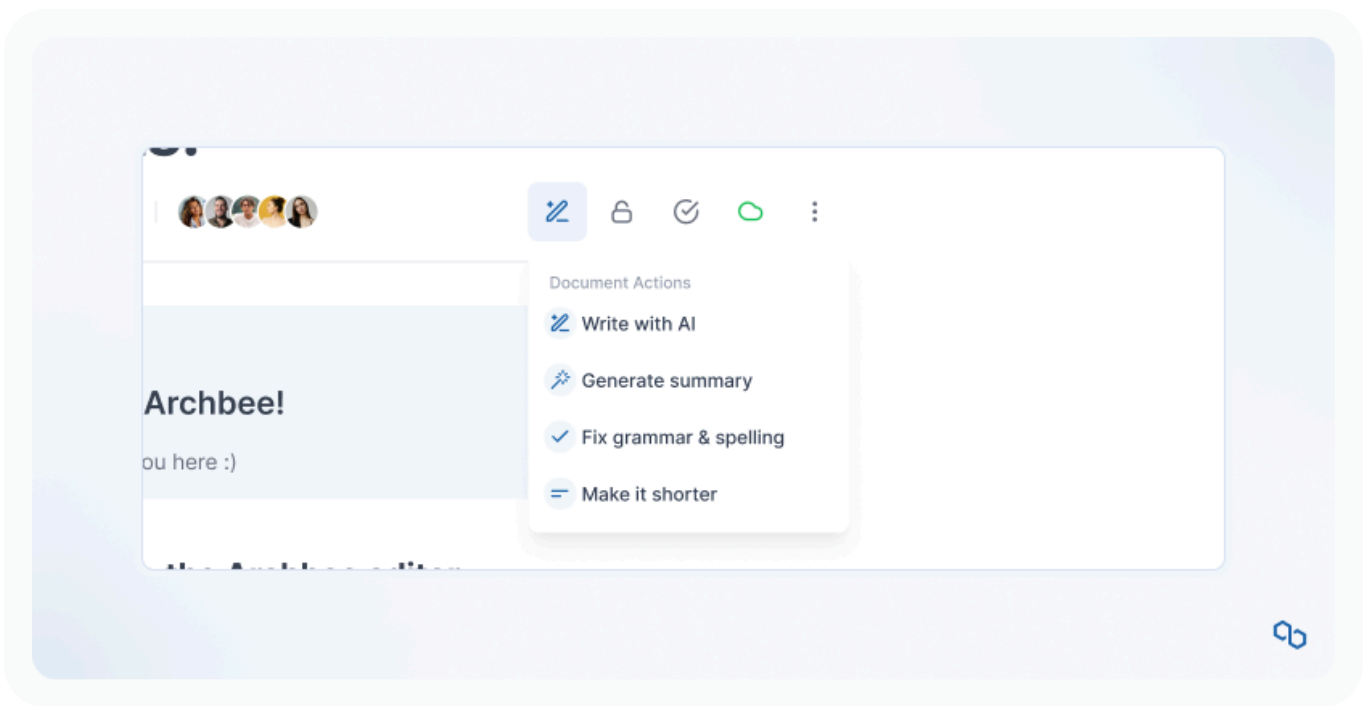
Our newly released Review System enables a more process-based collaboration between team members.

Editors & reviewers can now be set in the Team Access Control tab of every Space when the Review System is on. It's a feature available at the space level so that some spaces can be kept freely collaborative.

When the Review System is on, documents can only be modified through a Draft, which then needs to be reviewed & approved before Merging it back into the original Doc.

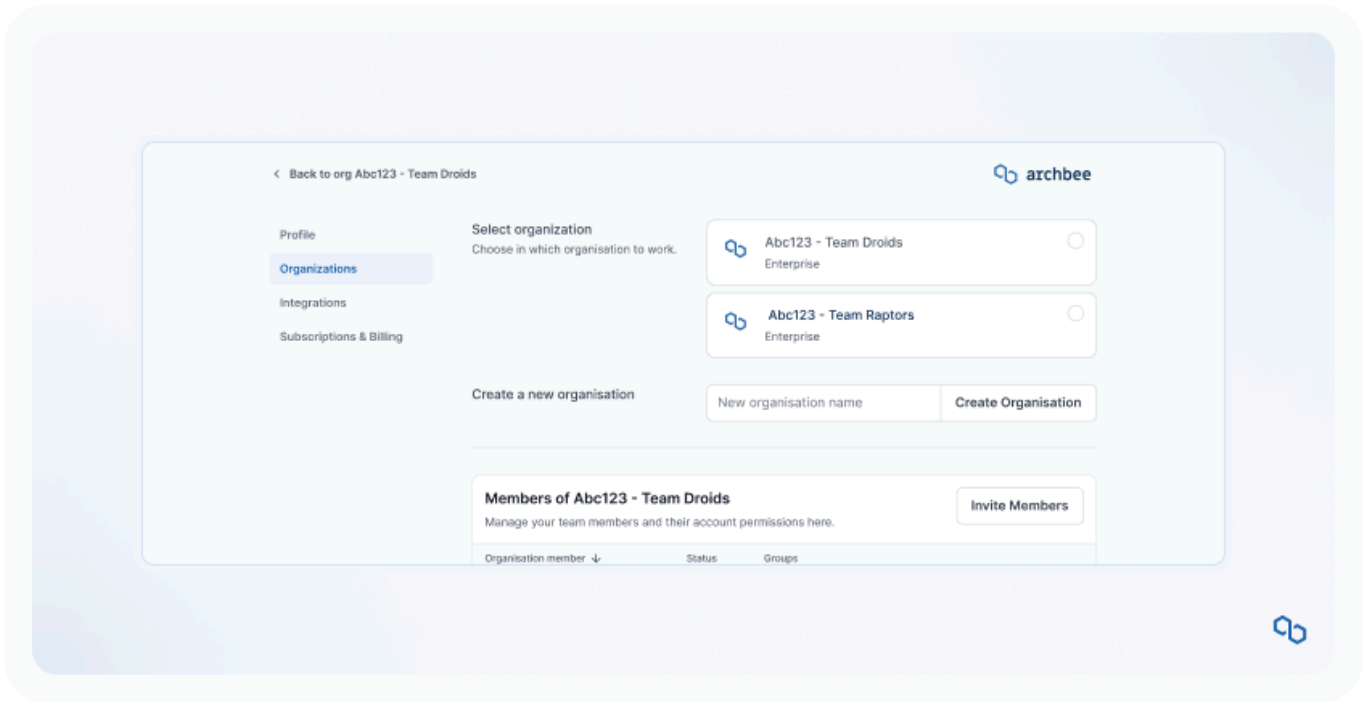
With this feature we're also enabling reviewing multiple changes done to content and settings at the space level before publishing.

Doc-level Write Assist



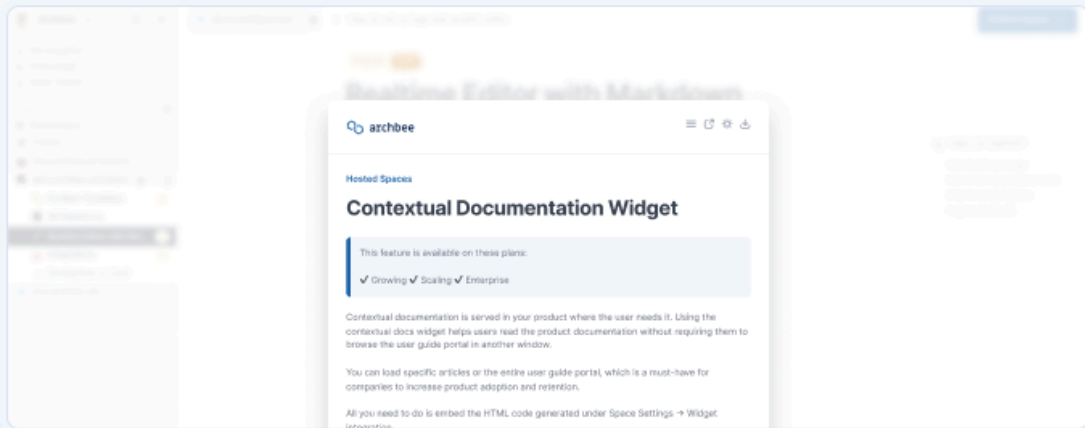
Our Write Assist function is now available at the Document level in addition to the previously launched one at the Block level within documents.

Redesigned & improved organization settings page



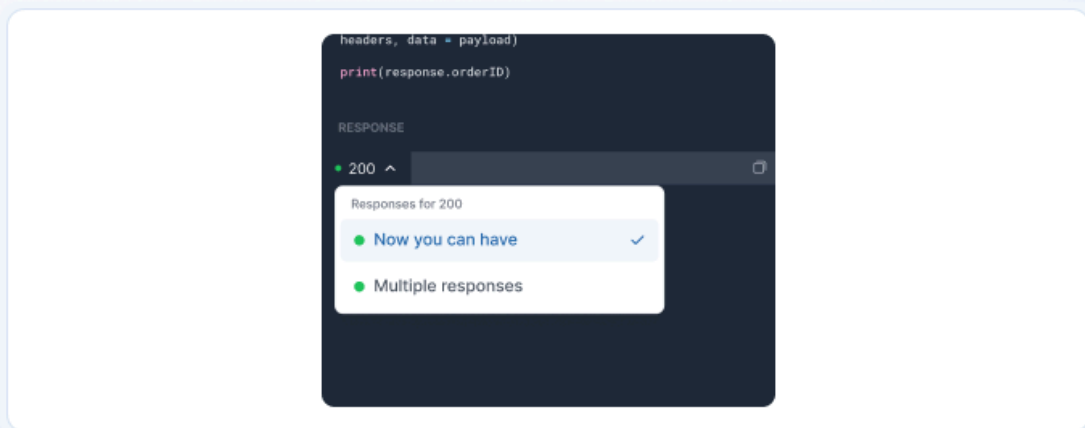
It's a fresh approach to the configuration settings making it easier for Workspace Admins to administer users, groups, integrations, AI, and subscriptions.

Contextual Widget improvements



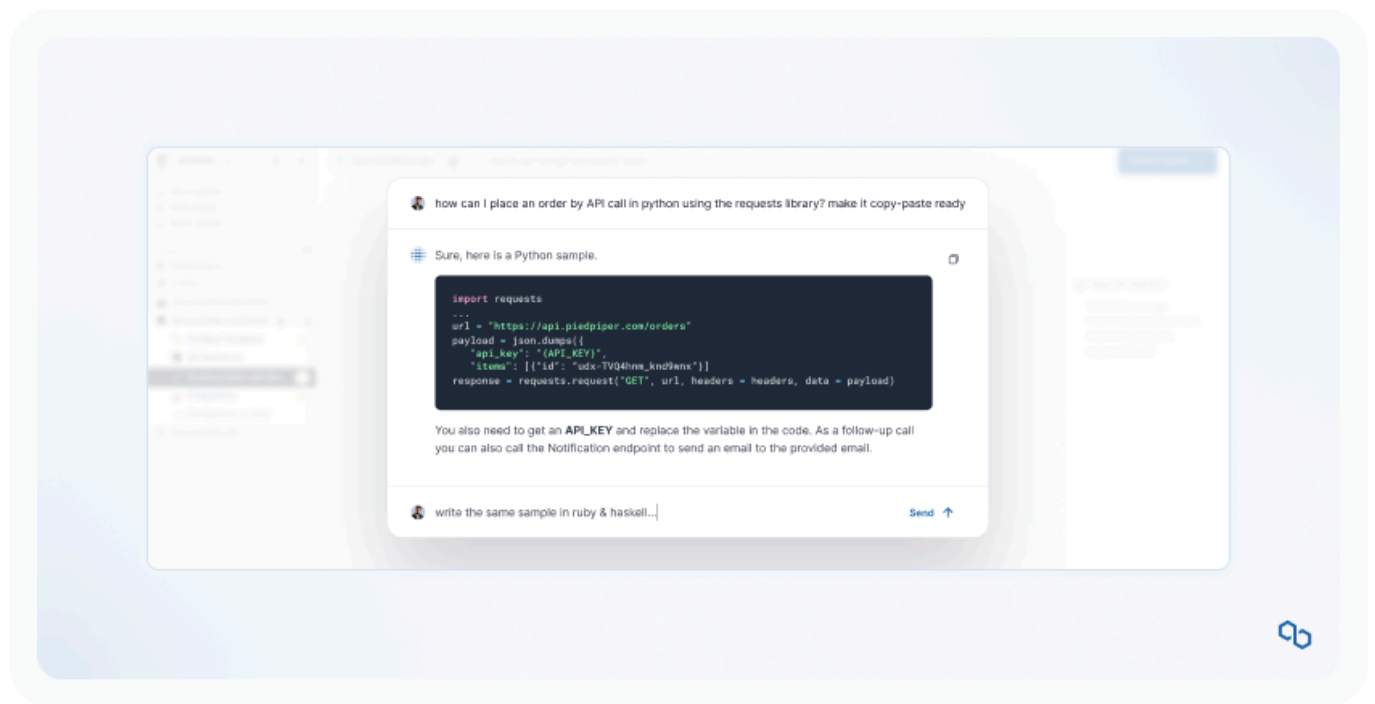
The contextual documentation widget you can fire up in your own app so users don't have to leave your app... now supports all our authentication options, including private links & JWT.

Improved OpenAPI spec support with multi response



We're getting closer to covering the entire OpenAPI spec with multi endpoint, multi response support.

GitHub integration improvements



You can now choose to include more of your GitHub repo files with support for glob expressions.

This is helpful to include with our previously launched Shadow Docs function, as the code in your repo will provide better context for AI Question Answering.

4.3. Archbee June 2023 Product Updates

AI-Generated Summaries

Add a summary for all your docs/articles with the new AI-Generated Summaries feature. Our AI will generate a summary for your doc in moments. The summary will be visible both on your internal and published docs.

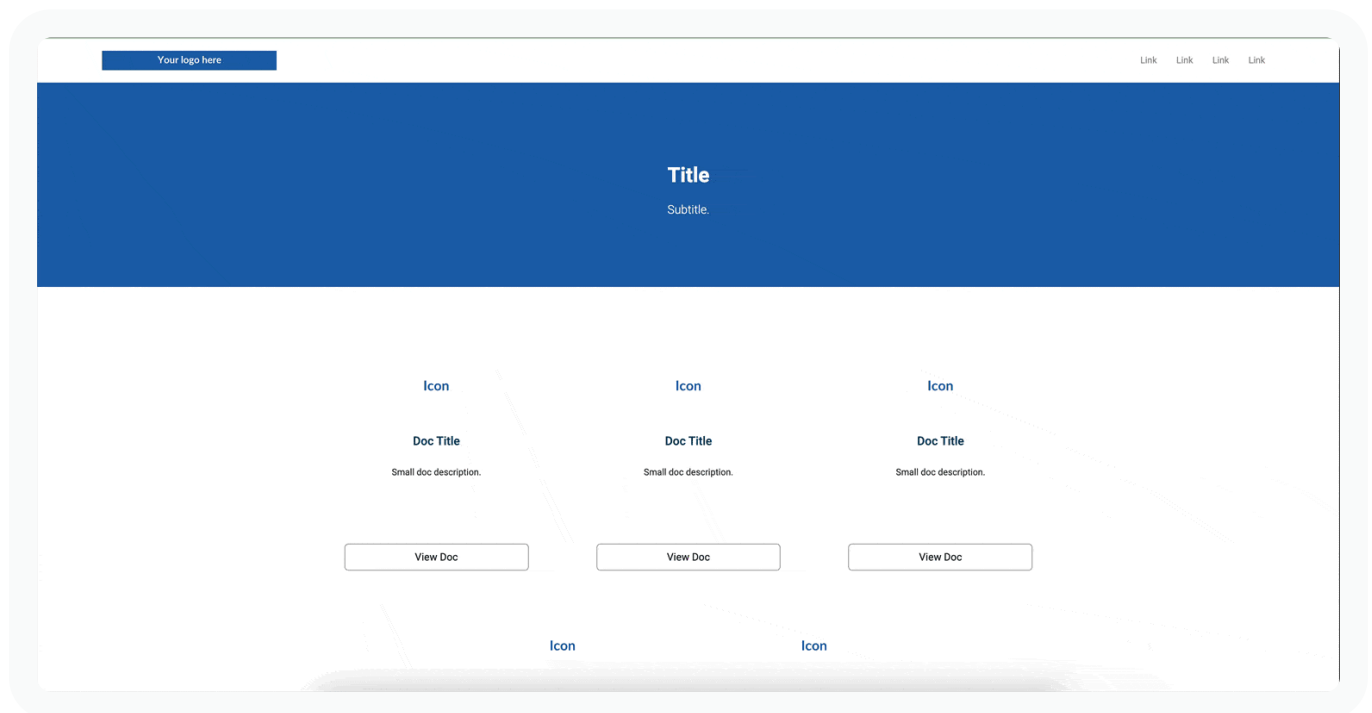
How it works:

1. Enable Archbee AI Addon.
2. Go to any document and click the Generate Summary button below the title

Landing Page templates

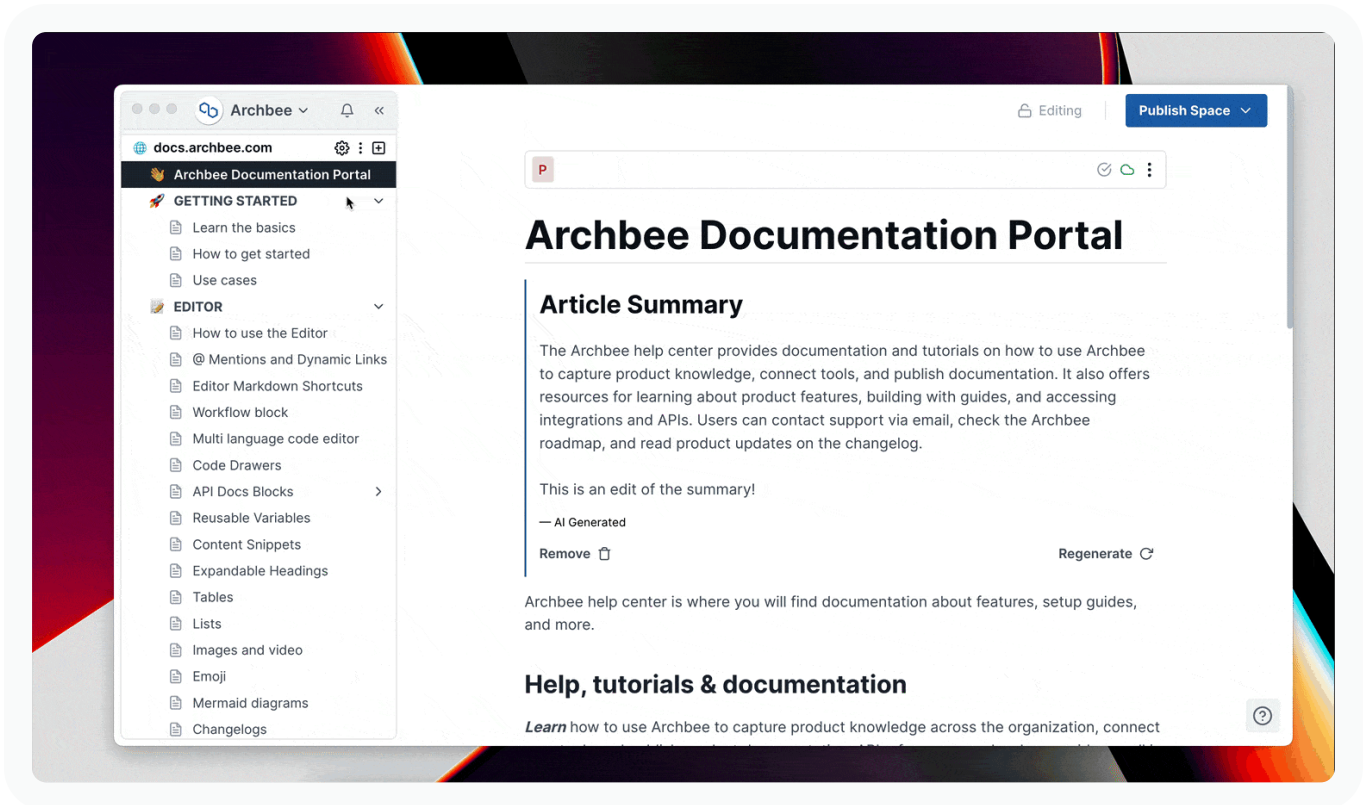
Want a customized landing page for your doc portal? You can use one of our white-labelled templates. We provide the code, you just need to customize it to make it your own: add images and logos, change colors and fonts etc.

See more about how you can configure the custom templates [here](#).



Space Settings UI/UX

We just upgraded our Space Settings look&feel. The new UI makes it easier to search, use and manage your space settings.



Fixes & Improvements

And as always, we focused also on minor improvements and fixes

4.4. Archbee May 2023 Product Updates

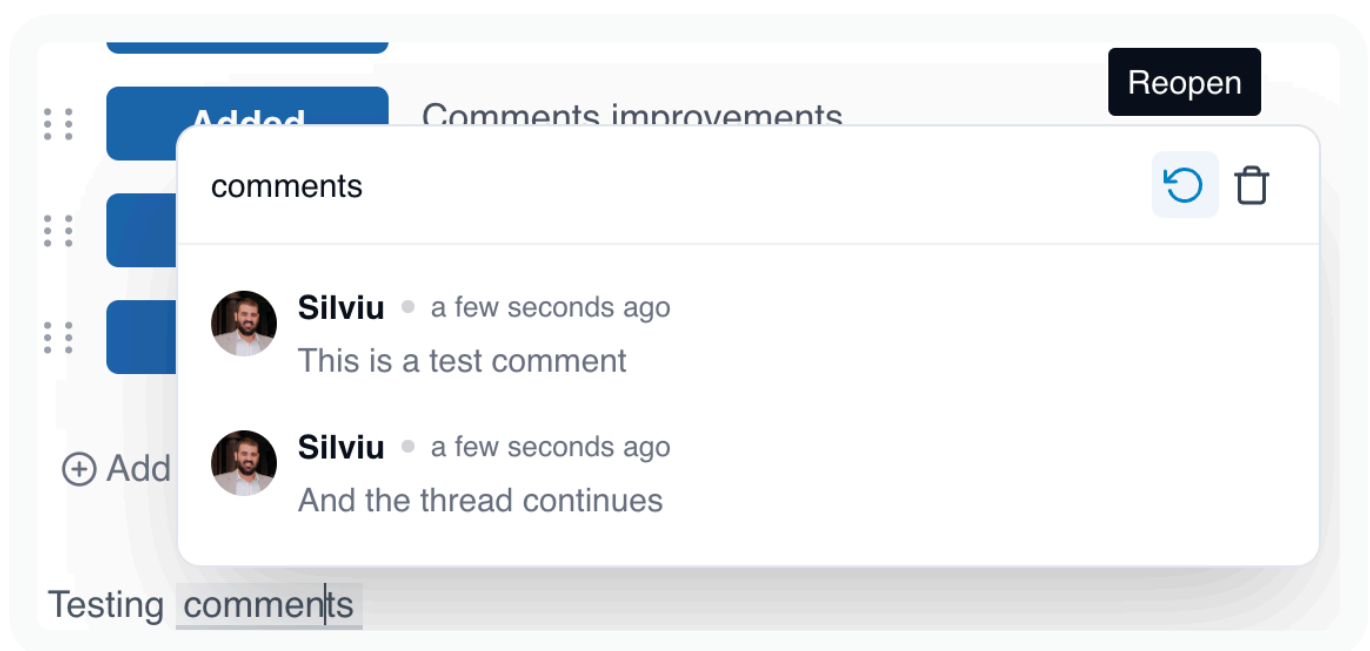
Search updates

We delivered a few new improvements for the Search function:

1. **Search fuzziness** - a new algorithm that looks to find strings that match patterns approximately
2. **Partial words** - our search now works with partial words
3. **Minimum number of characters** - the search starts working from the first added character in the search box

Comments updates

We updated our comments system. When you are collaborating on a doc and you open a comment thread, you will now have the possibility of reopening the thread.



See more about it here: <https://docs.archbee.com/comments>

Search Content Snippets

Now you can search within content snippets. If you have to manage large amounts of content snippets, this new feature will allow you to faster find and edit them.

Reusable Content

Variables

Content snippets

New



Create new content snippet

New Content Snippet



2 minutes ago

New Content Snippet

OpenAI GPT Integration

Archbee is now integrated with OpenAI GPT. We dedicated a separate article to this new feature - read more about it [here](#).

Multi-level Drag&Drop

A new feature that will increase productivity and faster block organisation.

You can now **drag&drop** blocks inside other blocks. Of course this will come with a few restrictions as not all blocks will inside other blocks.

To use this, just drag&drop a block from it's left side handler (the vertical dots) inside another block.

To see multi-level drag&drop works and the list of supported blocks, check it here:

<https://docs.archbee.com/multi-level-draganddrop>

SOC 2 Type 2 certification

Archbee is now **SOC 2 Type 2** certified. You can check the status here:

<https://security.archbee.com/>

If you need the SOC 2 Type 2 report, just contact support@archbee.com

Various Fixes & Improvements

4.5. Archbee April 2023 Product Updates

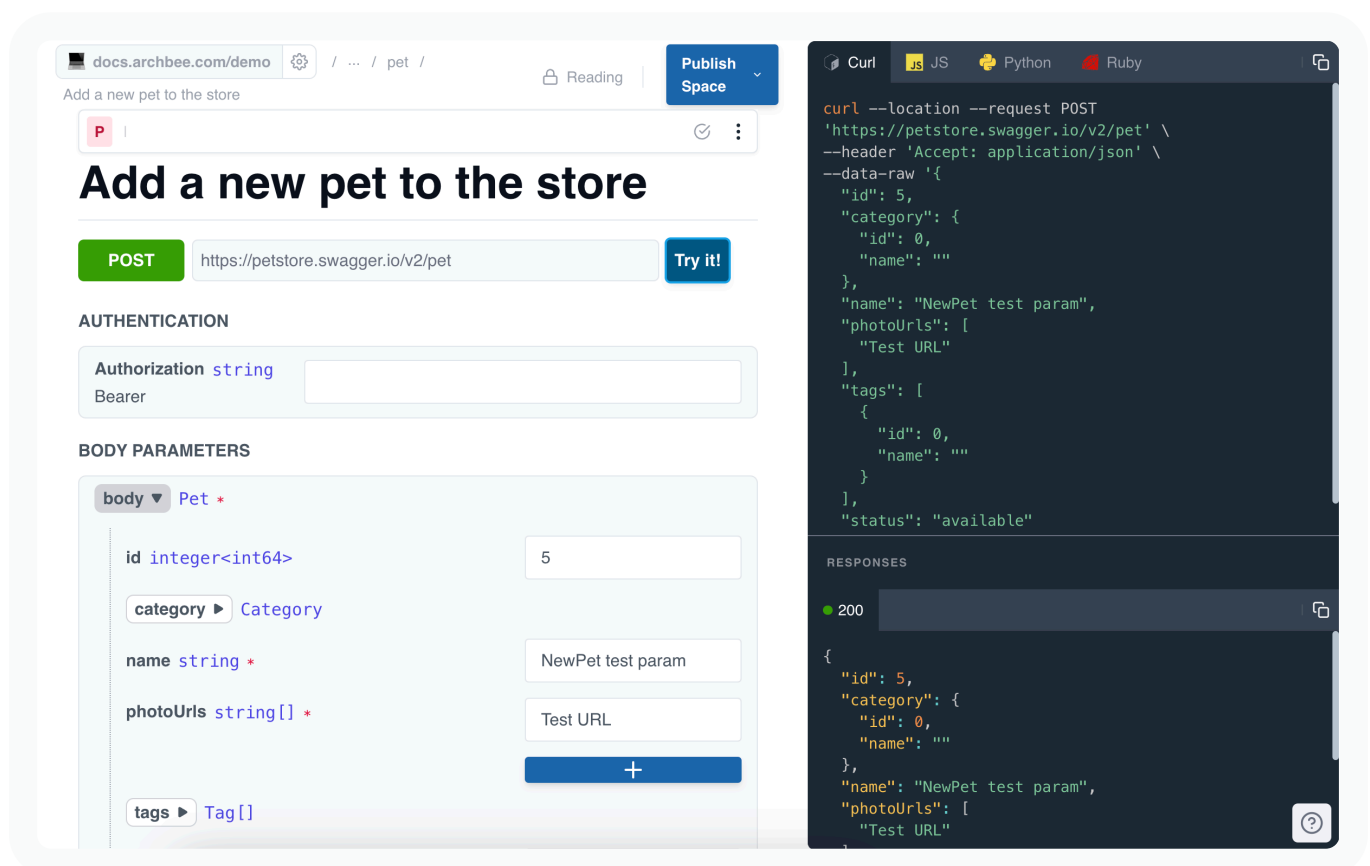
Try It! API calls

You can now test your APIs directly for Archbee editor or directly from your published docs.

How it works:

1. Import your OpenAPI files (direct import or github sync)
2. Configure the API method with the test params
3. Hit the Try It! button
4. Check the response in the API response area

See more about this feature [here](#).



The screenshot displays the Archbee API documentation interface for the endpoint 'Add a new pet to the store'. The URL is 'https://petstore.swagger.io/v2/pet' and the method is 'POST'. A 'Try It!' button is visible. Below the button, there are sections for 'AUTHENTICATION' (Bearer) and 'BODY PARAMETERS' (id, category, name, photoUrls, tags). To the right, a terminal window shows a curl command and its response:

```
curl --location --request POST 'https://petstore.swagger.io/v2/pet' \
--header 'Accept: application/json' \
--data-raw '{
  "id": 5,
  "category": {
    "id": 0,
    "name": ""
  },
  "name": "NewPet test param",
  "photoUrls": [
    "Test URL"
  ],
  "tags": [
    {
      "id": 0,
      "name": ""
    }
  ],
  "status": "available"
}
```

The terminal also shows a response with status 200 and the same JSON body as the request.

User management improvements

With this new update you can easily manage users, groups, or new invites.

What's new:

1. Filter users by group, by clicking on the filter icon near Groups, in the header

The screenshot shows a table titled "Members of My Workspace" with a blue "Invite Members" button in the top right. The table has four columns: "Organisation member", "Status", "Groups", and "Actions".

Organisation member	Status	Groups	Actions
Claudiu Dascalescu ↗ claudiu@archbee.com	Active	Administrators Team Members × +	
	Active	Administrators Super Admin Team Members × +	
Silviu ↗ silviu@archbee.com	Active	Team Members × Administrators +	

2. Click on any Group from the list and Edit, Rename or Delete

The screenshot shows a modal window titled "Edit Group" with a close button (ESC X) in the top right. The form contains two text input fields and two buttons at the bottom.

GROUP NAME
Pitchground

GROUP DESCRIPTION
Group description

Delete **Save Group**

3. Invite multiple users at once and directly assign them to desired groups

Invite members

ESC ×

Email addresses for invitees

Add

silviu@archbee.com



claudiu@archbee.com



Select groups for the users to be in

Demo Users ×

new colleagues ×



Send invitations

Language change for imported OpenAPI files

When you import an OpenAPI file, you will have 3 default languages assigned. This can be changed.

This can be changed by going to the root API folder, click on the 3 dots and select Sync OpenAPI from the menu. From the Language Examples tab you can customise the languages.

Open API sync

ESC ×

Sync manually

Sync through API

Language Examples

Language tab examples

cURL ×

javascript ×

Ruby ×

Python ×

Add your custom language examples. Maximum 5 programming language examples are allowed!

Select Example Language:

Select your language



See more about this feature [here](#).

Various Fixes & Improvements

4.6. Archbee March 2023 Product Updates

Archbee Chrome Extension - Create Step-by-Step Guides & SOPs

It is a powerful Chrome extension that is part of the Archbee.com documentation platform. Take advantage of the user-friendly interface, customization options, and collaboration features to save time and increase productivity.

It is free and perfect for:

- ✓ Employee onboarding documentation
- ✓ Internal procedures
- ✓ Customer onboarding & offboarding - show customers how to do things fast
- ✓ Software product guides and documentation
- ✓ How-to's, guides, tutorials
- ✓ Standard Operating Procedures
- ✓ Process documentation
- ✓ Training guides
- ✓ Product updates
- ✓ Walkthroughs
- ✓ Playbooks
- ✓ Quick answers to the "How do I..." questions

Available in Chrome Web Store [here](#).

See how to use it here: <https://docs.archbee.com/archbee-chrome-extension-guide>

Zendesk integration

With the new Archbee - Zendesk integration you can now link an Archbee Space to your Zendesk account and include all Archbee pages/docs/articles in the Zendesk search. When you will search for something, you will get both Zendesk articles and Archbee article results in the search so you can easily share them with your customers.

See how to configure the integration here: <https://docs.archbee.com/zendesk-federated-search>

Intercom integration

The new Archbee - Intercom integration will allow you to easily search all Archbee articles/pages/docs directly from the Intercom chat or from the Intercom's Archbee app.

You can search and share Archbee articles with your customers, or you can send them directly via chat an Archbee search widget so they can search specific Archbee content/articles.

See more on how to set up the integration and how to use it here:

<https://docs.archbee.com/intercom>


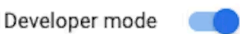
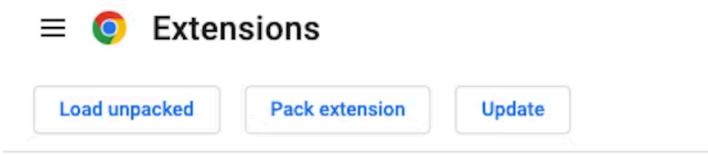
New block - Workflow

The new Workflow block is accessible by typing "/workflow". This new block acts like an improved list item, where you can add multiple numbered items, rearrange them, and delete any item, and the list will auto-number your items.

The Workflow block also supports any other block inside each element of your workflow.

An example of a Workflow is below:

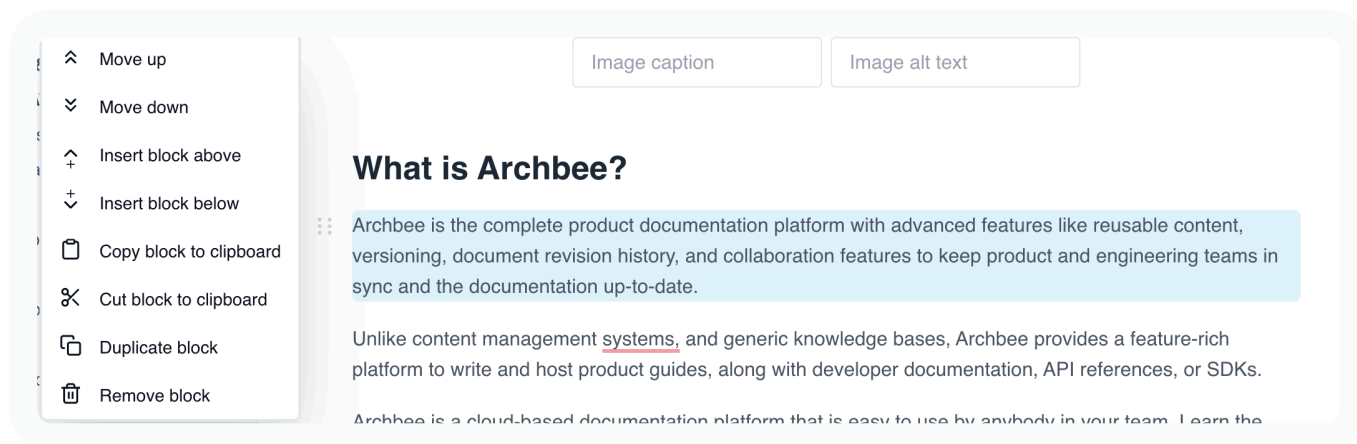
The screenshot displays a workflow block with four numbered steps:

- 1 Download the packaged chrome extension from the below link and unzip it

- 2 In your chrome browser go to `chrome://extensions/`
- 3 Enable the `Developer mode` in the upper right side

`developer mode`
- 4 Click on the `Load unpacked` button

`Extension buttons`

New block menu

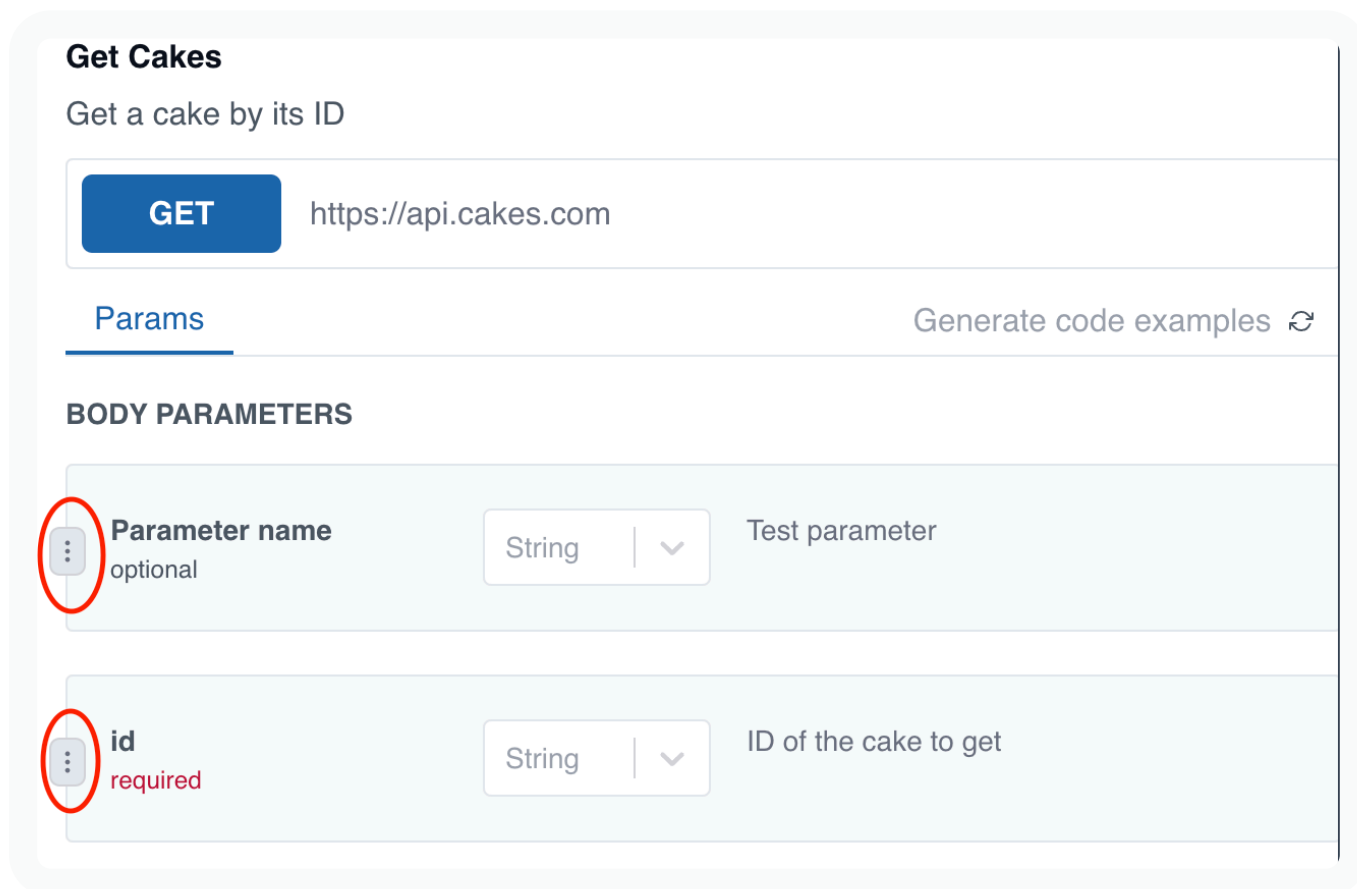
We updated our block menu: moved it to the left side, changed it to a horizontal display, and added a new action "Insert block above".

When opening a block menu, the whole block will so you can easily identify it and move it around.



API plugin - drag & drop params

For the "/API endpoint" block, we are now supporting parameter rearranging. Just add your API params and click on the 3 vertical dots on the left side of the param box and drag them around.



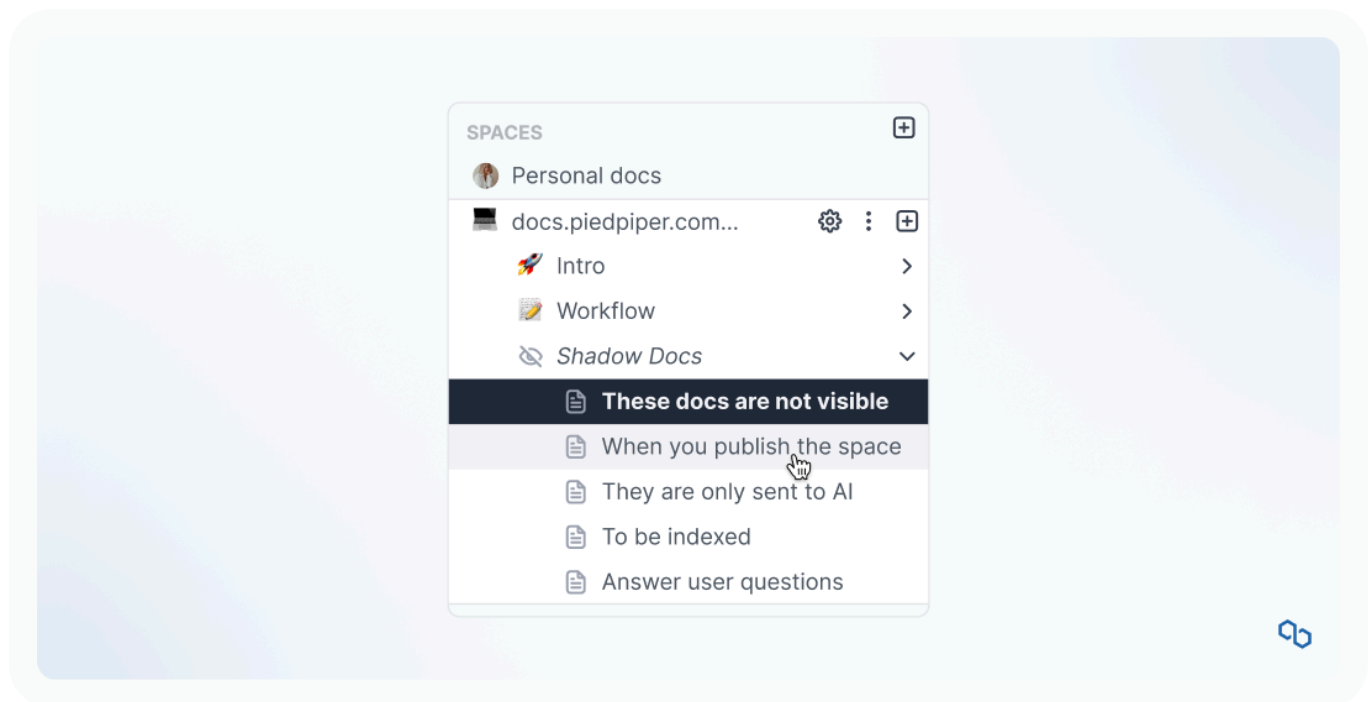
Fixes & Improvements

Watch this webinar to dive into the recent product updates, showcasing new features, improvements, and fixes to enhance your documentation experience.

4.7. Archbee September 2023 Product Update

We have been cooking some new features & improvements... let's begin.

Better answers with Shadow Docs



In the context of AI Q&A, your documentation becomes the ground truth for all the answers your users get.

The docs still live in the background for your users to browse...

Although it's reasonable to believe that the browsable documentation will disappear completely in the future, and you'll be left with just a GenAI-powered Q&A box.

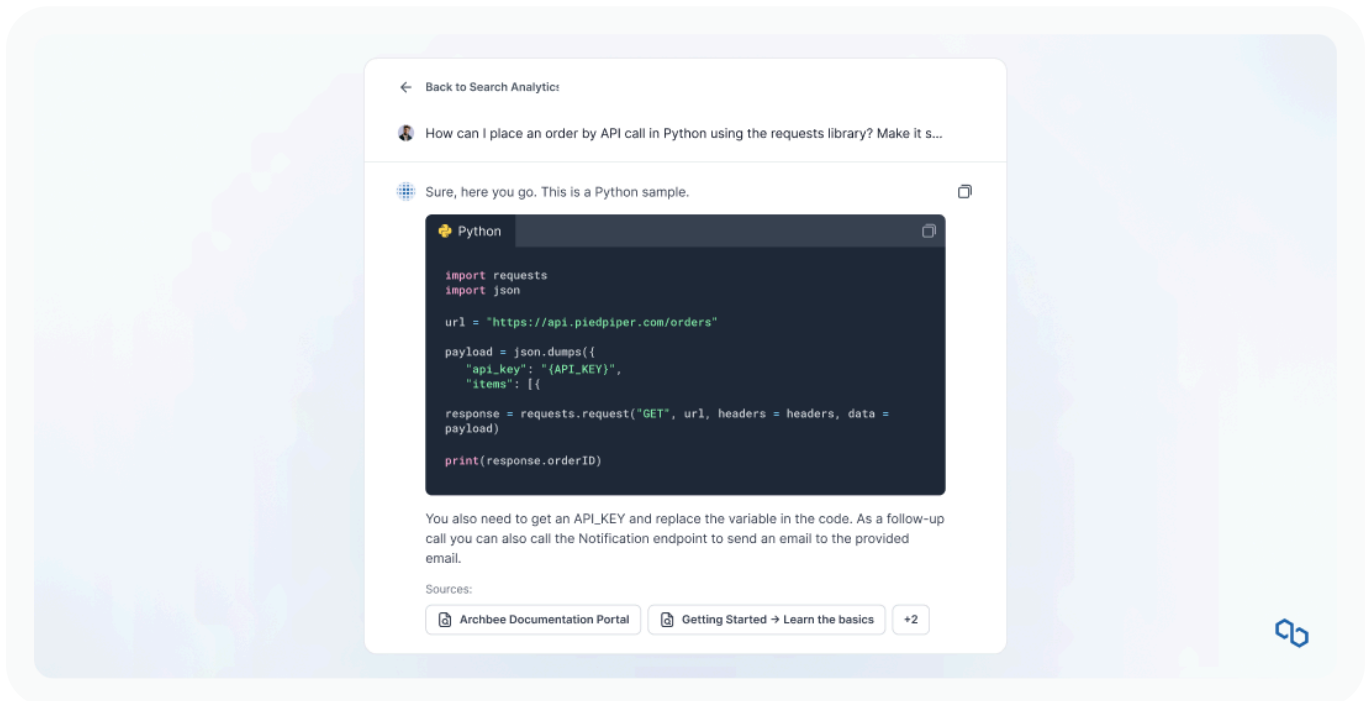
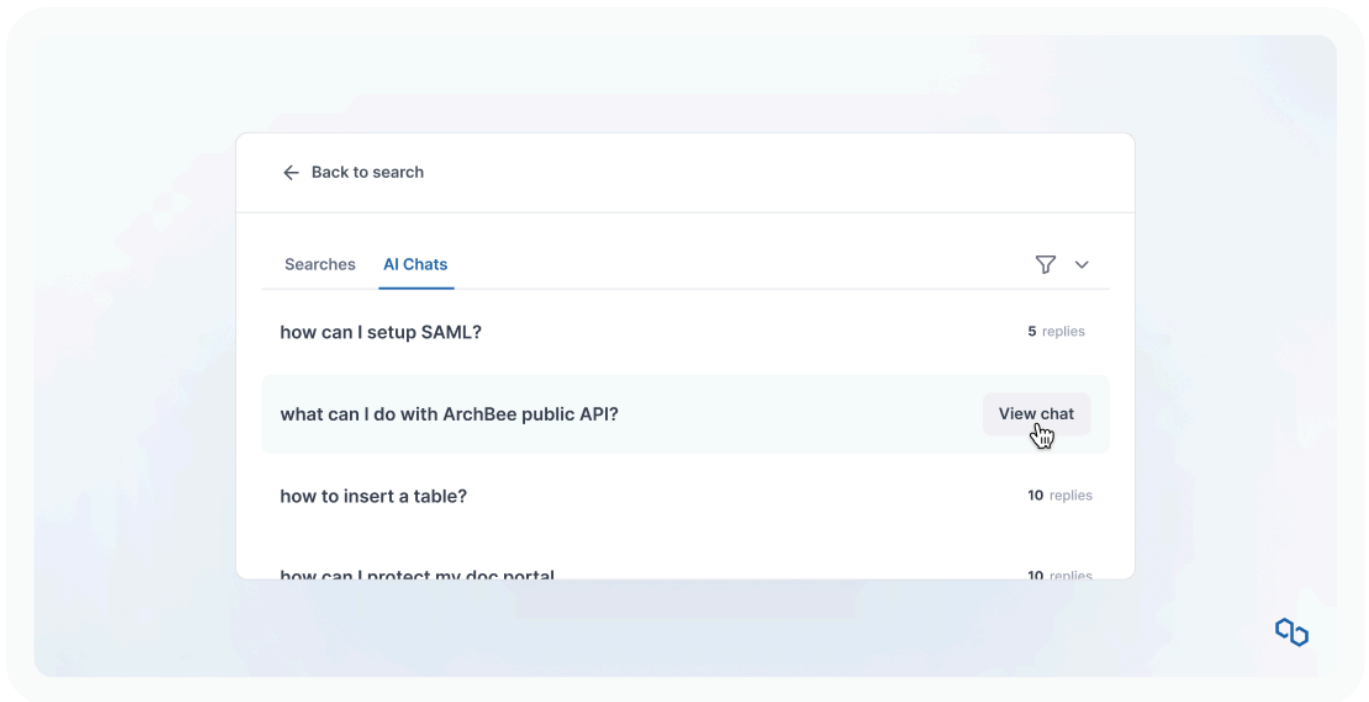
But we provide you with a way to do that partially right now.

We call it shadow documentation.

You mark a folder of your documentation as shadow docs, and we keep indexing it for embeddings but don't show it in the UI.

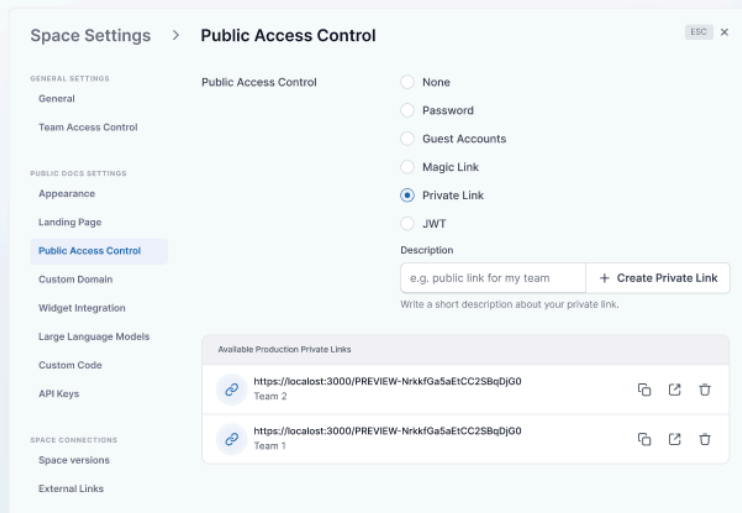
Then, end-users ask questions, and the shadow docs get supplied to the LLM for correct and instant answers.

AI Q&A analytics



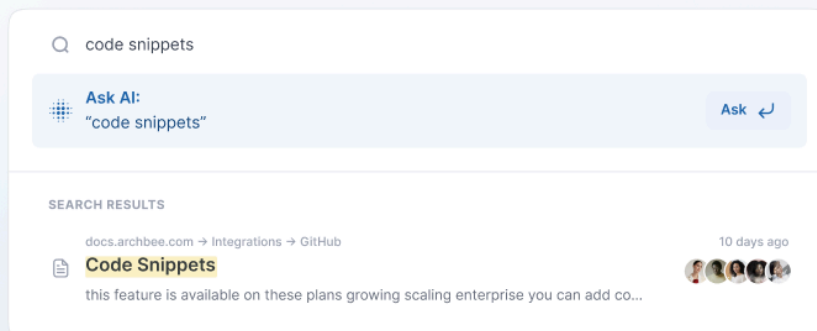
Analyze user Q&A sessions and adjust the documentation to provide LLMs even better context for better answers. Instantly scale with accurate responses.

Keep documentation secure with Private Shareable Links



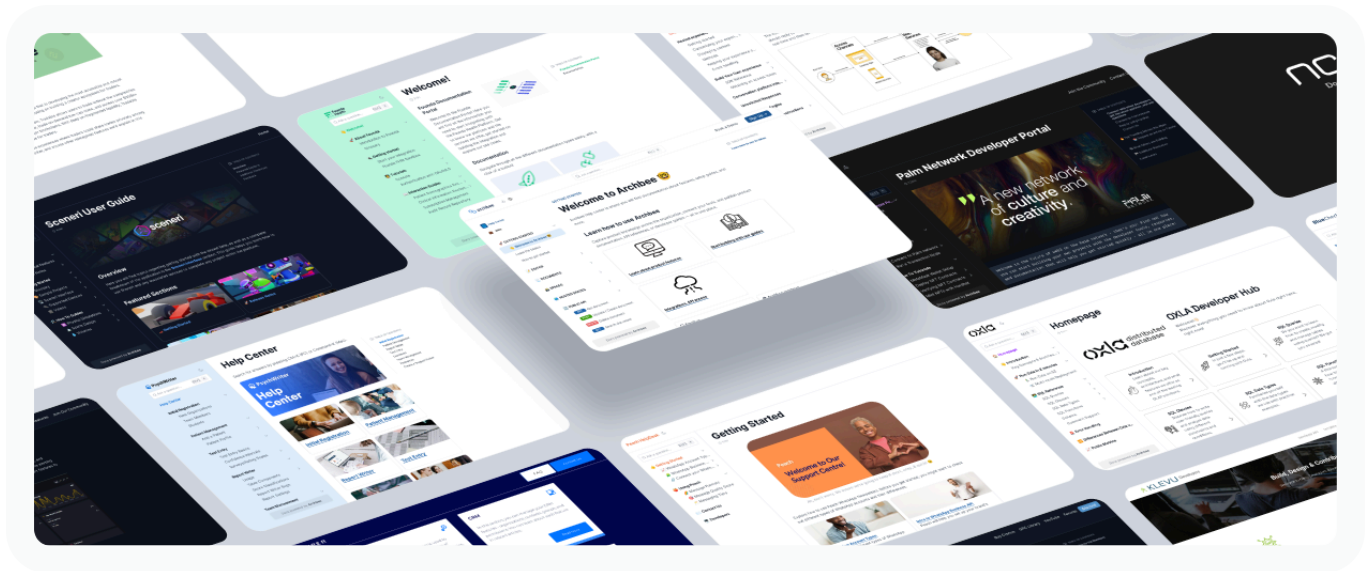
A new feature within our already extensive sharing options — we now enable you to create shareable links that can be later removed after they've served their purpose.

Better search XP with breadcrumbs & open docs in new tab



For more documentation where multiple products are linked, we now enable you to see where the search items come from, and also open them in new tabs with Cmd (or Ctrl) + Click.

Our new and improved Portal Showcase



Get inspired by the best-looking documentation portals built with Archbee and build your own. We have hand-picked some of the best to show the power of our platform in terms of customizability and security.

Free document conversion service

Some documentation software providers make it hard for you to move somewhere else. Not because they are not letting you export, but because they only export in non-industry standard formats that very few tools can import well.

We're fixing this with our Free Pandoc-powered conversion service to enable anybody to convert to Markdown. Then most tools know how to import it. Hurray!

[Check it here](#) if you need some conversions.

Improved markdown imports

We've made our imports much better. If you need to import from Readme or Nuclino, we detect all properties available in the markdown, including the URL-slug, meta descriptions, meta images and more.

[TRY THE NEW FEATURES](#)

4.8. Archbee February 2023 Product Updates

The Archbee team has worked on some pretty neat stuff this month!

Rolled out the new editor to everyone!

The new editor was released to all Archbee users. It brings a lot of cool new stuff, including performance, improved copy-paste from different sources, integration to Grammarly-like plugins, and more! And more improvements to come to the editing experience.

Zapier integration

Archbee is now integrated with Zapier, and you can include Archbee in your automated flows. See more about this here: <https://docs.archbee.com/zapier>

Export a whole Space to markdown

Until now you could export a single document or an entire organization to markdown. You can also export a single Space to markdown with the new update. See how to do it here: <https://docs.archbee.com/exporting-documents>

Logout from all devices

For security reasons, you can now log out from all devices. You can do this from the profile page <https://app.archbee.com/settings/teams>

Document revision history

We have improved the revision history, and now entries in the revisions list are compressed, allowing users to better identify changes and who made those changes. See more about this here: <https://docs.archbee.com/document-history>

Github integration - custom CSS can now be defined in separate files

You can now define your custom CSS in separate files in your repo, declare them, and we will import your custom CSS in Archbee. More about Github integration and custom CSS files here: <https://docs.archbee.com/KCSO-custom-code>

Changelog and Dynamic Links improvements

Changelog - you can now re-order items in a changelog with drag&drop item

Dynamic Links - You can now add a custom name to your Dynamic Link. Even if you rename your dynamic link, we will keep track of your referenced page so you can move it and rename it without impacting the link.

4.9. Archbee January 2023 Product Updates

The Archbee team started 2023 with great energy and positive vibes. We're ready to announce amazing things. Check them out below!

Editor V2

We have updated our core editor technology. The new editor brings an improved user experience and speed.

Highlights of V2:

- improved performance for all documents, and larger documents in particular
- improved compatibility on different browsers and OSes
- improved copy & paste from different sources
- improved integration to Grammarly-like plugins
- reduced download size by ~80% down to ~200kb
- improved infrastructure for our dev team to continue to improve the experience around the editor
- And more!

We will gradually roll it out, so stay tuned!

Freemium

We introduce our new free STARTER plan. The new FREE plan allows users to write and publish documentation on their custom domains using the power of Archbee's editor. It's perfect for small teams with minimalistic documentation needs and is limited to 3 users and 3 spaces.

STARTER

For minimalistic software
documentation needs

FREE

- Up to 3 members
- Up to 3 spaces
- Custom domain
- Basic branding
- GitHub integration

GET FREE ACCOUNT

Github integration

We have improved our GitHub integration and we have added some cool new features:

- sync OpenAPI files from your GitHub repo
- sync Custom CSS code from your GitHub repo
- add code snippets(from your GitHub code base) in Archbee docs

See more about it here: <https://docs.archbee.com/github>

New markdown directives

Now you can define new Archbee blocks in markdown:

- CodeDrawer
- Changelog

See more info here: <https://docs.archbee.com/markdown-directives>

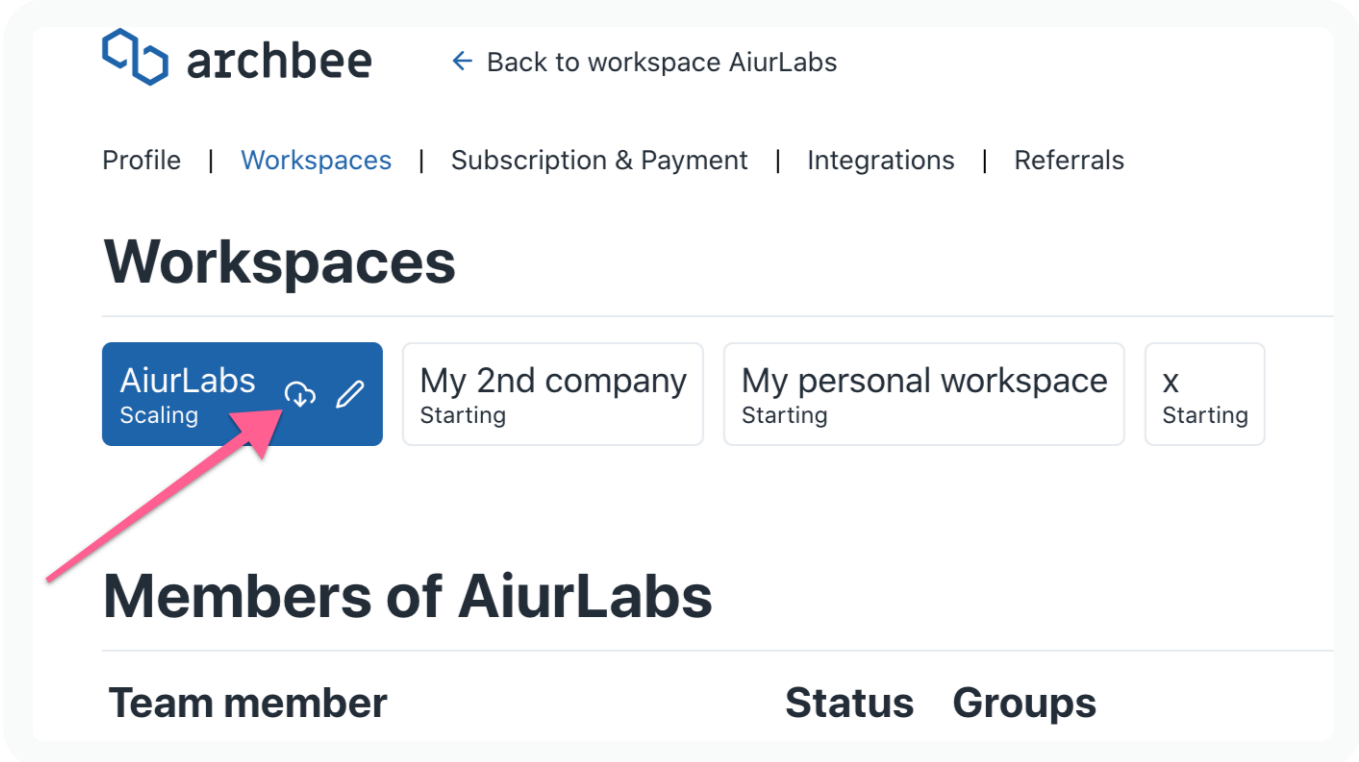
Subscribe to the changelog to get the new updates and if you want to provide product feedback, get in touch with us at support@archbee.com or check the

<https://roadmap.archbee.com/>

4.10. Workspace Export

You now have the option to bulk export your content from our platform.

Go to <https://app.archbee.com/settings/teams> and click on the download button on your workspace (only admins can do this).





The screenshot shows the Archbee user interface. At the top left is the Archbee logo and the text 'archbee'. To its right is a navigation link: '← Back to workspace AiurLabs'. Below this is a horizontal menu with links: 'Profile | Workspaces | Subscription & Payment | Integrations | Referrals'. The main heading is 'Workspaces'. Underneath, there are four workspace cards. The first card, 'AiurLabs', is highlighted in blue and has a red arrow pointing to its download icon. The other three cards are 'My 2nd company', 'My personal workspace', and 'X', all with a 'Starting' status. Below the workspace cards is the heading 'Members of AiurLabs' and a table with columns for 'Team member', 'Status', and 'Groups'.

archbee ← Back to workspace AiurLabs

Profile | Workspaces | Subscription & Payment | Integrations | Referrals

Workspaces

AiurLabs Scaling  

My 2nd company Starting

My personal workspace Starting

X Starting

Members of AiurLabs

Team member	Status	Groups
-------------	--------	--------

4.11. What We Added, Improved Or Fixed In The Past 12 Months

This roundup highlights the most noteworthy features and updates in the past 12 months. We have been adding and improving existing features, and it's time to share what we shipped in the past year. Let's break it down.

Writing experience updates

Reusable content

1. Content Variables - <https://docs.archbee.com/reusable-variables>
2. Content Snippets - <https://docs.archbee.com/content-snippets>

New custom blocks

1. Expandable Heading - <https://docs.archbee.com/expandable-headings>
2. Vertical Split
3. Link block
4. Code Drawer - <https://docs.archbee.com/code-drawers>
5. Button block

Improvements on existing custom blocks

1. API endpoint
2. Table improvements - resize columns
3. Code Editor
4. Insert images in lists
5. Improve styling for the SwaggerUI block
6. Dark-mode image support

Other writing improvements

1. FontAwesome - add inline icons or change the icon of documents or Spaces.
2. Emoji library and new shortcuts

3. Support for international keyboard layout
4. Drag and drop and contextual options for blocks
5. Better markdown support - replace markdown shortcuts as you type
6. Select anchor from @dynamic links - open a document to a section

New publishing workflow

New publish workflow

1. Preview and production environments
2. Publish Spaces with icons

Appearance Settings

1. New template designs
2. Stripey template
3. Booklet template
4. Colored Nav template

Content layout settings

1. one column
2. two columns
3. Logo Redirect URL
4. Control over the document info on published pages

New home page template: Provided Template

Public Access Control: Authenticate customers with Magic links -

<https://docs.archbee.com/authentication-options#ZOP-e>

Hosted Spaces New Features

1. i18n support - <https://docs.archbee.com/localization>
2. Space links and Version links - <https://docs.archbee.com/version-links>
3. Host spaces on a subfolder - <https://docs.archbee.com/hosting-spaces-on-a-sub-folder>
4. Better SEO meta controls with redirects

5. Accessibility improvements for the published Spaces
6. **Contextual Documentation Widget** - <https://docs.archbee.com/contextual-documentation-widget>
7. **PDF export** - <https://docs.archbee.com/export-to-pdf>

Collaboration experience

1. Document verification - <https://docs.archbee.com/document-verifications>
2. In-app navigation, spacing, colors, and more have all over the app
3. Use emojis in the thread comments
4. Upload Logo for the Organization
5. Feedback analytics - <https://docs.archbee.com/feedback-analytics>

Integrations

1. Released the Public API - <https://docs.archbee.com/get-document>
2. Microsoft Active Directory SSO
3. SAML - <https://docs.archbee.com/google-setup>
4. GitHub integration - <https://docs.archbee.com/github>
5. OpenAPI import & sync - <https://docs.archbee.com/importing-openapi-swagger-spec-files>
6. Postman Collection
7. Jira Integration

General

1. Platform and infrastructure improvements
2. Delete an organization
3. More control over the trial experience with swap Trial and auto extend the trial for 7 days
4. Dark/Light mode based on the system preferences.

What to do next?

Go to our [roadmap](#) and add your suggestions.

Reach out to support@archbee.com or read the [full article on our blog](#).

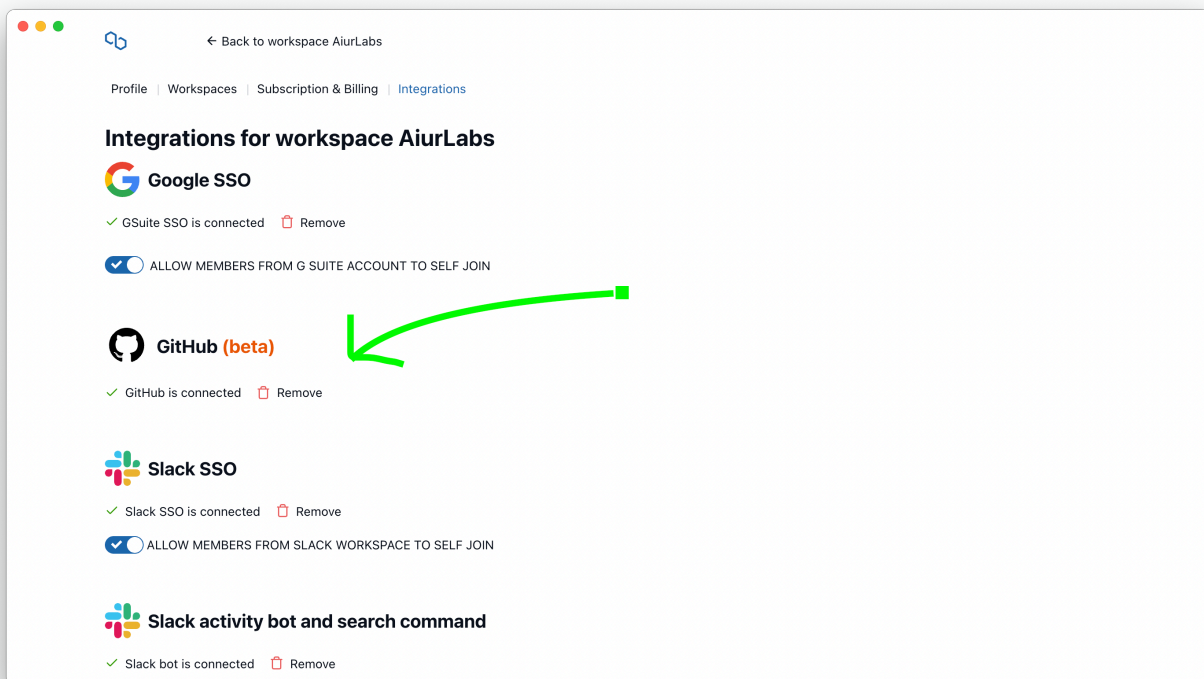
4.12. The GitHub App (Beta) Is Here!

Our WYSIWYG editor is nice, but sometimes people just prefer plain-old markdown in a git repo.

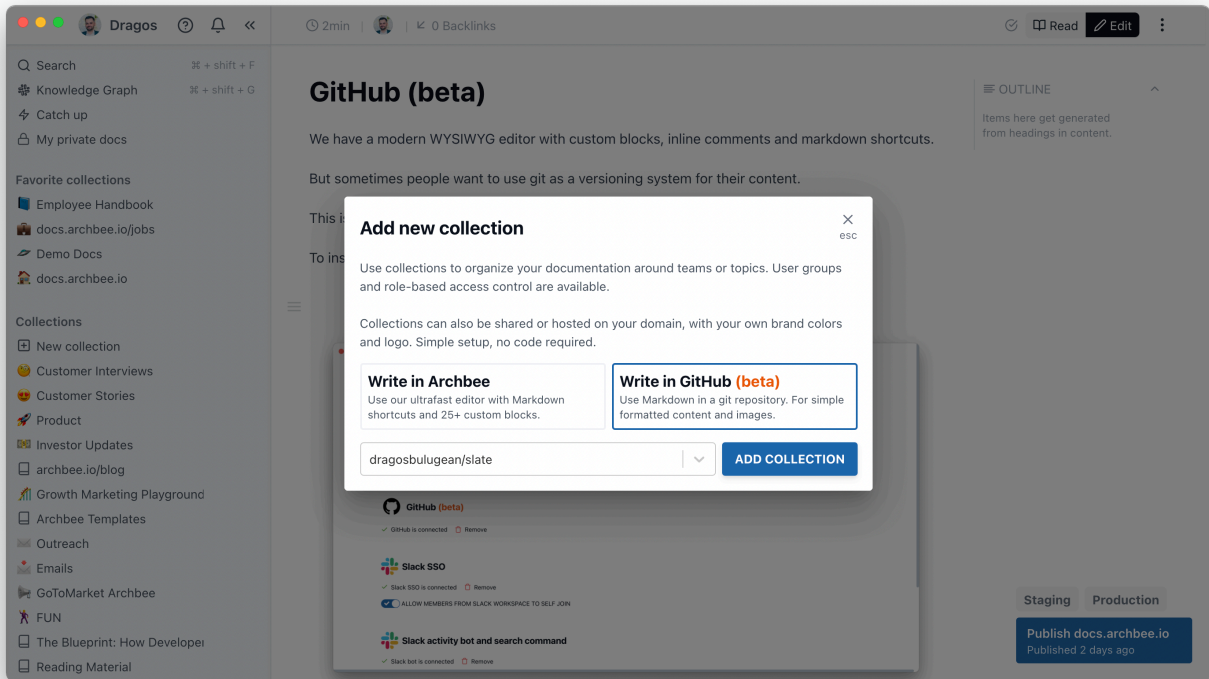
This is why with today's new feature, our GitHub App, will allow you to do exactly this.

HOWTO

1. Install our GitHub App in the integration settings and give it access to the repositories that will have the markdown content.



2. Create a new collection. Choose GitHub-backed and then select your repo.



3. Click **ADD COLLECTION**. We'll fetch the repo and the `/docs` by default.

Many configurations are available. Read up here: <https://docs.archbee.io/github-beta>

With this release you should also find more robust converters to Markdown everywhere they use in the app.

Test it out and let us know what you thought and how we can improve it

 Document image

Happy documenting! ☺☺

4.13. The Booklet Template And PDF Rendering

We just launched a new document site template, called Booklet.

Yes, it looks similar to a book and it enables us to provide you with nicely printed PDF versions of your collections.

Now the customers on your remote oil drilling platform are covered with this offline version.

Just kidding, but PDF printing has been something many enterprise companies have been asking us for a while, and as you know by now, we listen.

How does it work? Once you have your domain set for a collection and you enable the PDF feature in the collection settings, we automatically build a PDF version on each publish. Here's a sneak peek out of our V1 docs:

<https://app.archbee.com/public/rQfz20MmRdainSGyL3VuF>

Archbee Documentation (V1)

1. 🚀 GETTING STARTED
 1. Getting started with Archbee (V1 DOCS)
 2. Onboarding
2. 📝 EDITOR
 1. Text Editor
 2. How to use Archbee's Editor
 3. Lists

4.14. Search Analytics & Improved Search

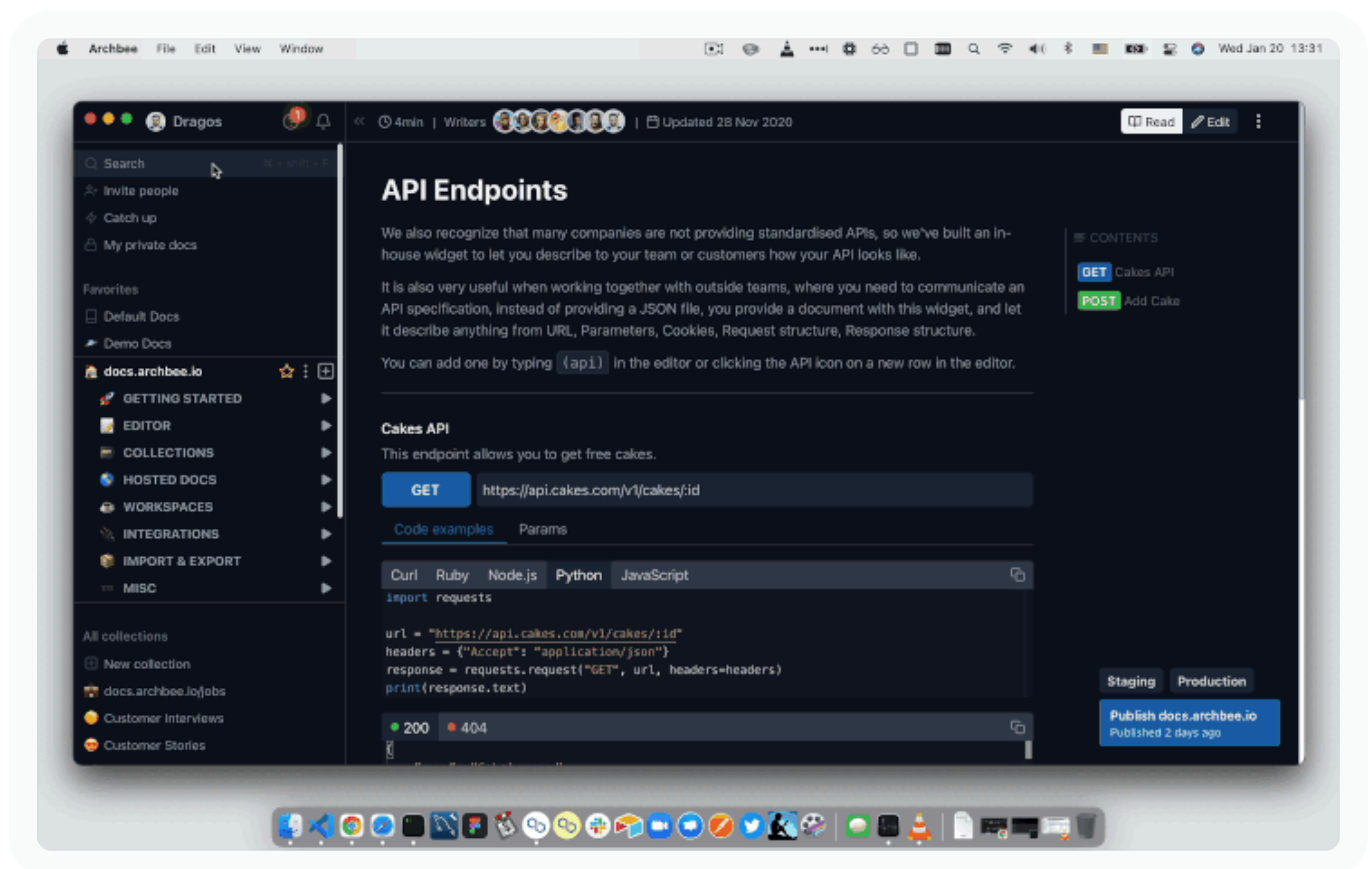
What are your team members looking for and not finding answers?

What about what are your customers looking for and not finding answers?

You can ask them (and you should), but you can also look at it.

We got you with search analytics, fresh off the stove. Now you can see what queries your team & customers ask and write the content so the next people asking those queries will have a better experience.

Here's how it looks like :)



4.15. Reusable Variables Are Here!

Hey!

We've been super busy over the last few weeks, and we're excited to share the updates! ☺

You ask, we deliver! We've released a new feature called Reusable Variables as part of the more extensive Reusable Content update. ↩

Now you have another great way to write documentation because Reusable Variables allows you to define repetitive words or phrases in a single place but use them across multiple documents.

It's a placeholder that stores a value. Here are some examples of things you might show in your docs that are subject to change, and you might want to use a variable:

API keys

API versions

client name

user id

user name

company name

email

phone number

Now, instead of going to each document to change the text, Reusable Variables saves you time because you can control them from one place.

When you change the variable's value, it will reflect across all documents.

How to use them?

First, you define the variable's name.

Next, you give the variable a value, which can be a single word or a phrase.

Now, you can insert these variables into your document by typing `{{` , and a list with the available variables will show.

Next, you can filter by the name to select a variable.

[Learn more](#) about using Variables or [sign in](#) to try them immediately!

4.16. Product Docs Site Templates, Stripey Template Beta

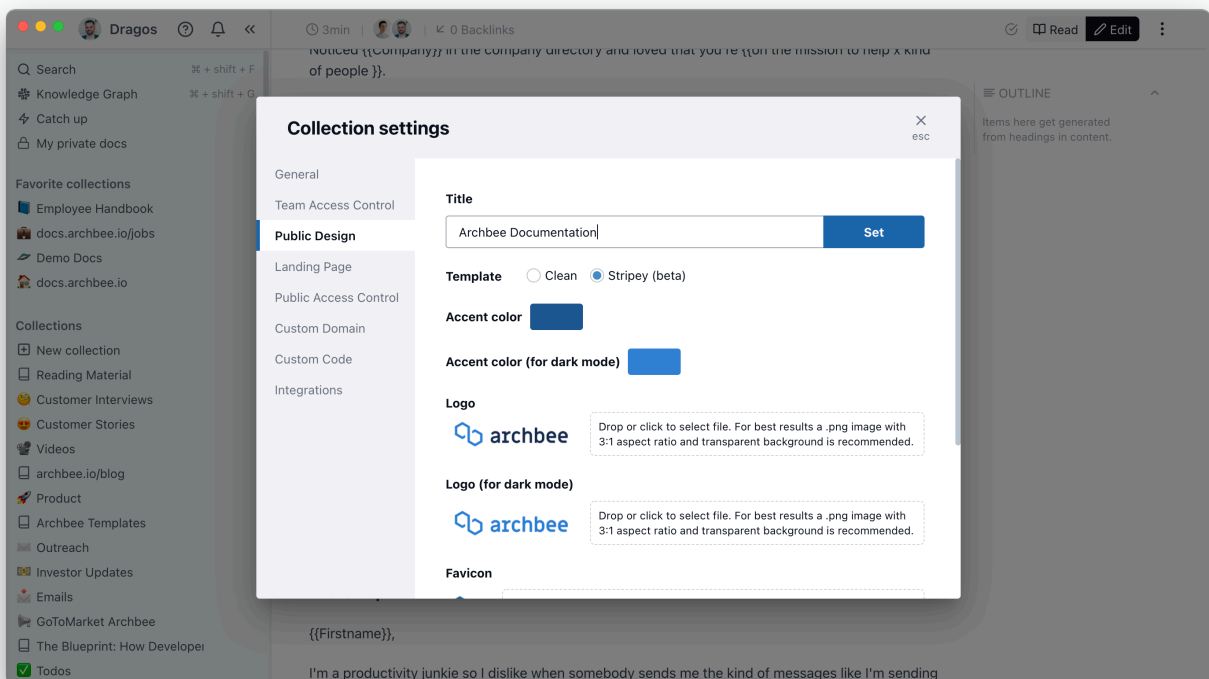
Building product docs sites in-house is... time-consuming, de-focusing engineering from the product, error-prone, and... expensive. And in the end, you still lack a nice-to-use CMS for your writers and have to pay for hosting and a search solution.

You can always buy a solution on the market, but there's a big drawback: most solutions don't offer that much customization.

We noticed this a while back and allowed our customers to customize pretty much everything with custom CSS, and custom JS.

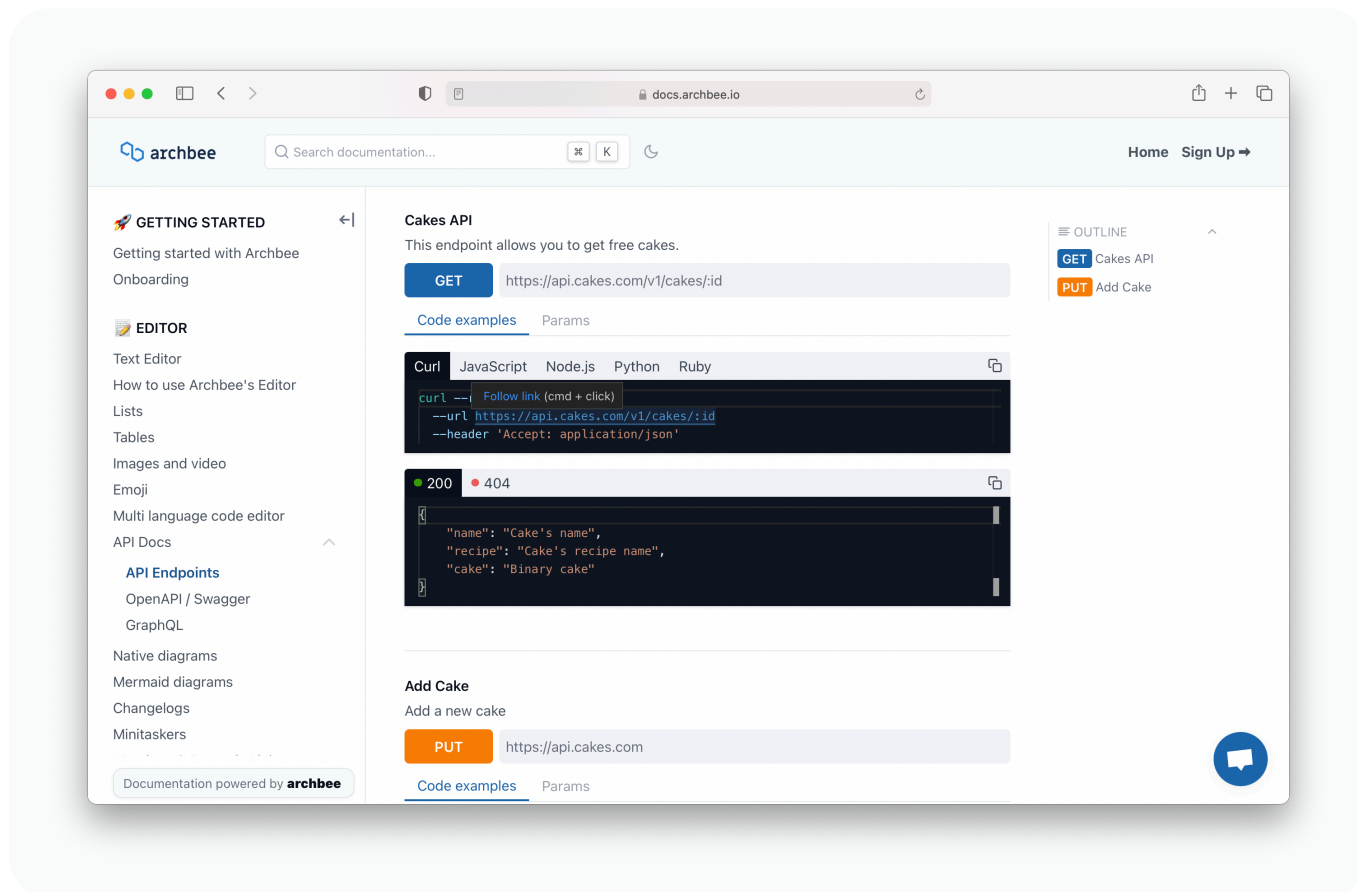
While good for many companies, it doesn't seem to be enough for some.

This is why we've built an entire system that allows us to build documentation site templates very quickly. It's here!



We've also launched the first template for it (beta) — Stripey. Stripey uses Stripe's docs (which is beloved by many developers) as inspiration.

Here's how it looks like on our own docs:



Of course, you still get all the goodies: dark mode, ultra-fast and reliable search, search analytics, authentication options, and rich SEO controls.

Try it out on your docs and let us know what you thought.

Here's what we have planned next for the product documentation sites use case:

- GitHub Integration (write your docs in GitHub — then use Archbee to generate the site and host it);
- Multi-product sites (use multiple collections on the same site with a tab-switcher similar to Stripe's docs);
- New blocks, many inspired by Stripe's custom made docs;
- i18n;
- Collections as changelogs hooked into the main doc sites.

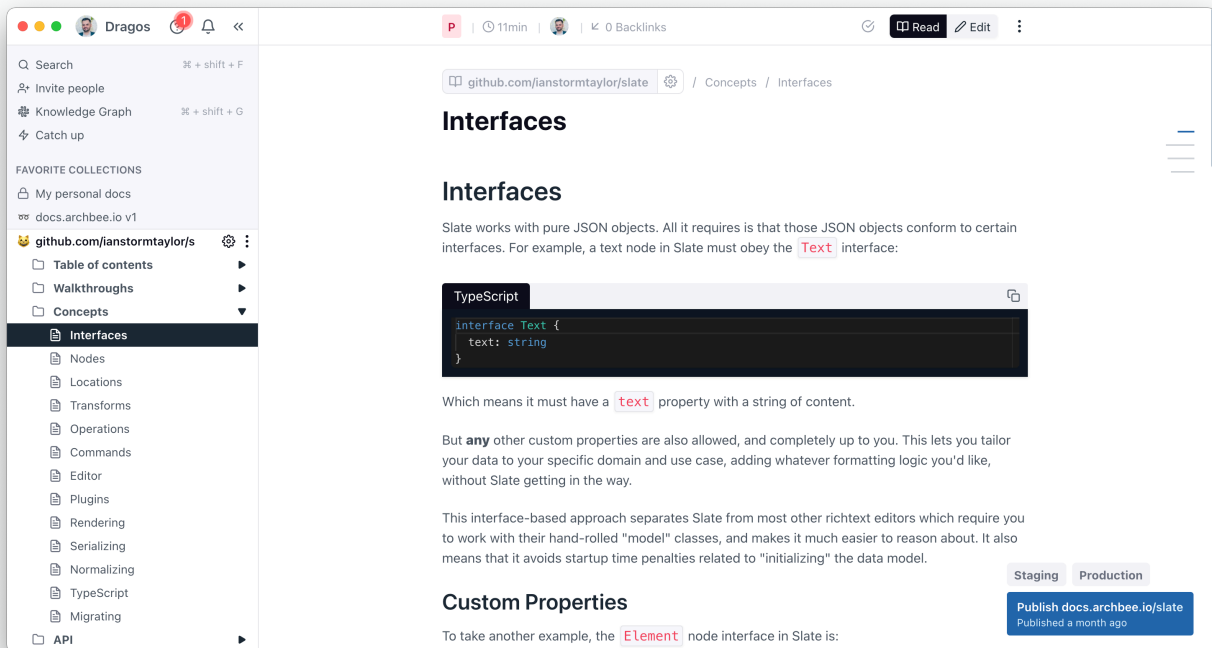
YAY!

4.17. Our GitHub And JIRA Integrations Are Here!!

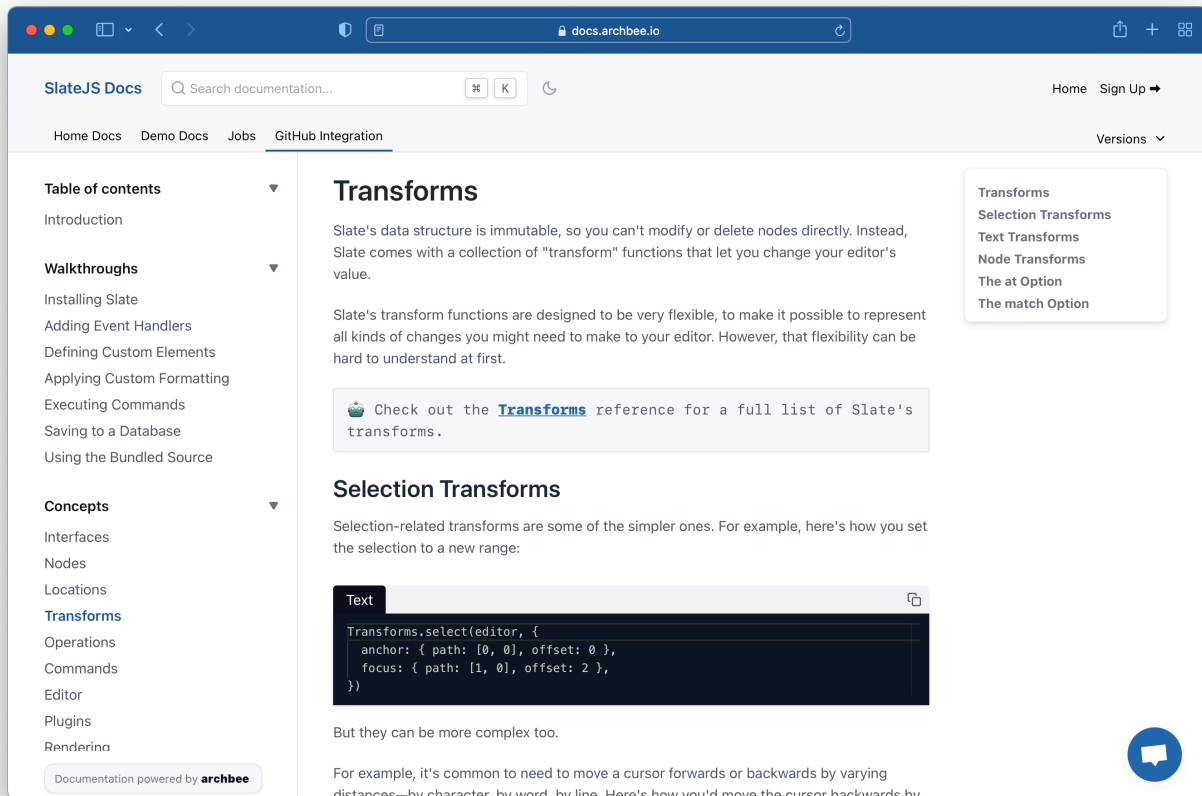
1. GitHub

With GitHub you can write docs-as-code in Markdown files. It syncs automatically to an archbee collection where it can be shared internally with non-technical team members. On top of that, you benefit of the same public sharing mechanism as every other collection..

It's a one-way sync (from GitHub to Archbee) by design. We believe git as a system works great because there is a human interaction requirement — when merge conflicts arise, somebody will need to manually merge the content in the files. When one side of the system is automated (as it would be in our case if the integration would be 2-ways), a 2-way system would not be able to protect your content from being injured in the process.



You can then easily publish the collection to your domain, and combine it at will with WYSIWYG collections to build your docs sites.



Note: Our GitHub/git integrations are just at the beginning. We plan to create another editor block that references chunks of code in the repositories to let you document SDKs and keep them in sync with the code. Similarly to our Doc Verifications feature, the new block will prompt you when the code goes out of sync with the documentation in archbee. This will be a great feature to have when internally onboarding developers as well, allowing you to create sequences to take them through your codebase if necessary. This is one of our major features to launch next Q.

2. JIRA

Now you can paste JIRA issues after adding the integration, and they'll be automatically embedded in Archbee docs (and the content kept in sync).

Our JIRA integration works well now, and we're looking to expand its capabilities based on your input.

Dragos

GoToMarket Archbee / Jira Integration

Jira Integration

ANNA-6: A nice JIRA issue embedded in Archbee

Go to Jira issue

ANNA-6: A nice JIRA issue embedded in Archbee

Using the Bundled Source

For most folks, you'll want to install Slate via npm, in which case you can follow the regular **Installing Slate** guide.

But, if you'd rather install Slate by simply adding a `<script>` tag to your application, this guide will help you. To make the "bundled" use case simpler, each version of Slate ships with a bundled source file called `slate.js`.

To get a copy of `slate.js`, download the version of slate you want from npm:

Happy documenting from the Archbee team!

4.18. **👉 New Publish Workflow, Spaces And More 👉**

Some changes we've made to allow a better user experience.

1. Staging becomes Preview

Our Staging environment has to Preview environment and is now publishable — just as the Production environment. Now everybody can preview their documentation sites BEFORE setting their domains — a huge time saver.

On top of that, the Preview environment is now authenticated by default for users already authenticated in Archbee. This makes it possible to create your documentation site privately and make it public only when it's ready, and you've configured it for Production.

2. Collections become Spaces

For many people `Collection` does not reflect what we mean.

Now Spaces, collections were meant to be the first layer of document organization. Spaces sound more familiar from similar software that's focused on internal documentation.

Basically:

- Documents are organized into Spaces;
- Spaces are organized into Sites (which we'll introduce shortly).

3. Workspaces become Orgs

Our Workspaces feature allows you to use a single login to be in the context of multiple companies, negating the need to re-login with another account.

This is great. However, many users get confused by the concept, buy a subscription and assume it's for all Workspaces they create. Each workspace has its own subscription because what we really mean by workspaces is "organization".

We considered a switch to "Teams" but we realized it could also mean that there are separate teams in an organization. So we're making this semantic change to reflect that.

4. Code Editors Update

All code editors have to allow multiple tabs using the same language, drag and drop to reorganize tabs, and performance improvements.

5. Better Markdown converters

We've made a bunch of modifications to our Markdown converters and now they catch more of our custom blocks, that were previously hard to translate to markdown. For example, our Link Blocks and Tabs now translate to a custom Markdown directive, that we understand and other software can easily be made to understand.

6. Removing favorite collections (now spaces)

The favorite collections (now spaces) feature has, for various complicated reasons. You can still drag and drop spaces to organize them as you see fit, potentially putting spaces you care more about at the top of your list.

7. Lots of UI changes and improvements

We've reorganized many things around the UI to build a better user experience.

Cheers from the fearless Archbee team, meaning is not afraid to deploy to prod on Fridays or any other day ☺

At least that we can do to feel 0.1% as brave as Ukraine people.

#WeAreWithUkraine ☺☺

4.19. New Publish Workflow For Preview Links

We have received your feedback!

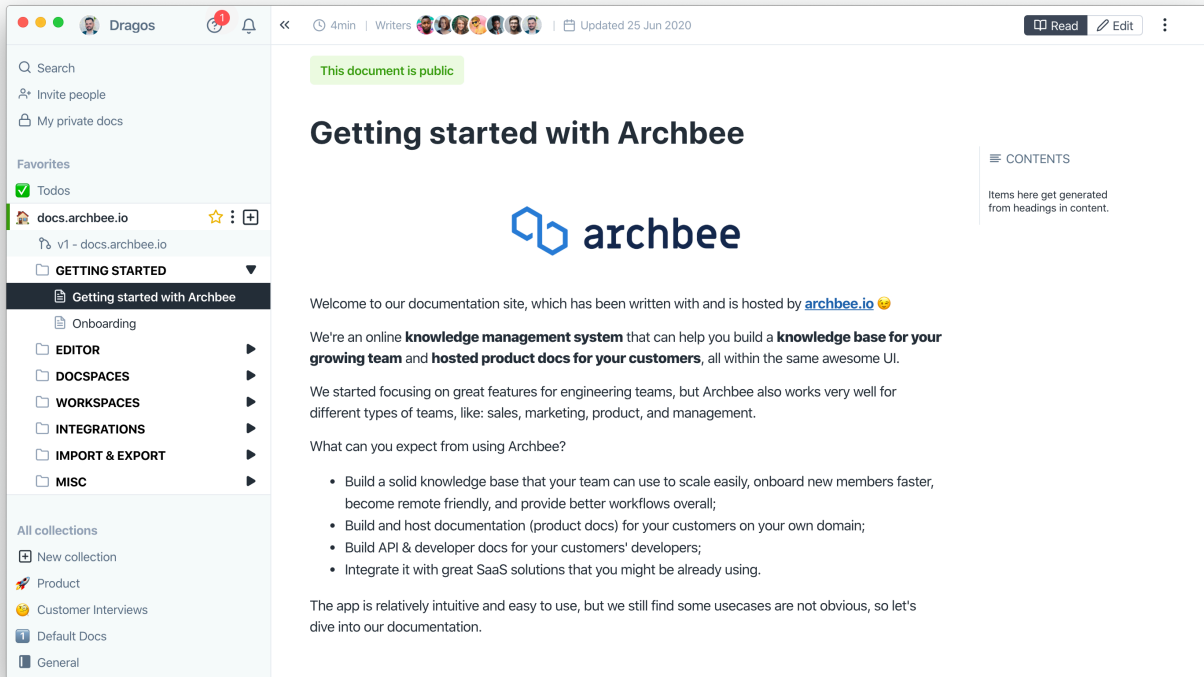
Preview links are a great opportunity for your team to review and give feedback on the work being done. We recognized this when we built the feature, but every change you made went automatically to these links. Because unfinished work went there, it wasn't ideal for reviewing.

We've now changed it, and preview links work exactly like production (with domain) links.

Hit publish, copy the link, send it to your teammates, get reviewed and suggested changes applied, then hit publish to production!

Happy documenting!

4.20. New Layout & UI



Our largest UI change to date is here!

Here are the details:

Three-column layout → Two-column layout

The three-column layout was problematic:

- for teams with a medium to high number of docspaces it was cognitively overloading;
- for teams with a low number of docspaces, the first column was mostly empty;
- the colors made it look like the important thing was the first column, when in fact the organization of documents is secondary or even tertiary in importance;
- it moved the editor too far right on the screen, making it hard for people to focus on it when writing;
- it was hard to get right on smaller screens, even on 1366px; not enough screen real estate on most screens out there;

- it was too different from most other systems out there, so people didn't immediately recognize the pattern, introducing friction;

So we decided to combine the first 2 columns into 1, and pick different colors.

UI Improvements across the app

We made a huge number of small adjustments to colors, spacings, and the blocks are more tightly integrated. The cleanest design in Archbee to this date!

Of course, we couldn't resist and improve more than 20 interactions, as UX is the most important an app like ours can offer :)

Docspaces → Collections

The concept of docspaces (document organization) was also alien to most people, and it was easy to confuse it with workspaces (company/people organization), so we decided to rename it to "Collections".

Favorite Collections

Lastly, we introduced the concept of Favorite Collections, as most people only interacted with 3-4 docspaces and they had to scroll and visually search for what they needed. Even if you could drag and drop to organize them to your needs, the overload was still there.

What are we working on next? (subject to change)

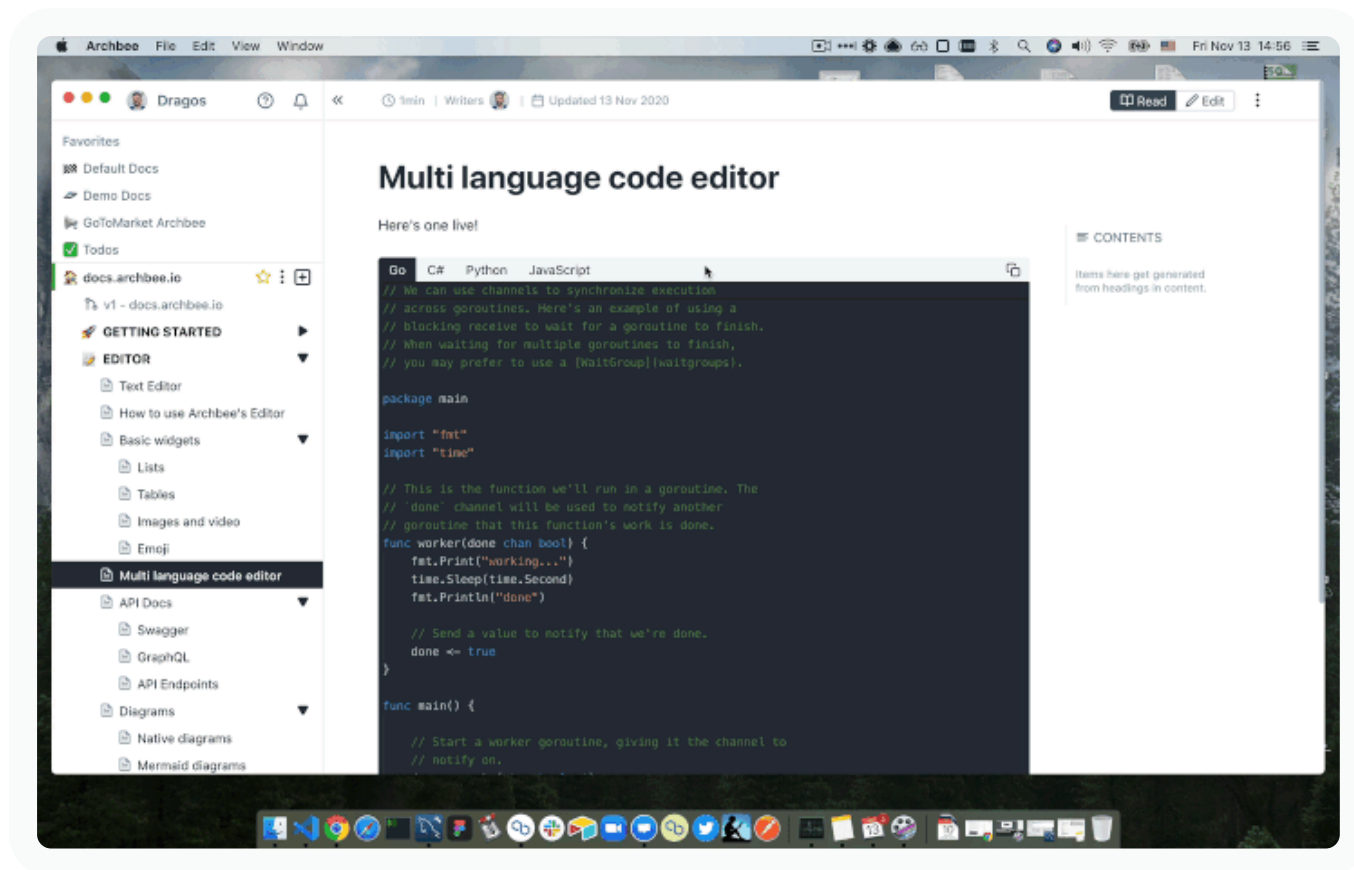
- API docs template similar to Stripe and Readme with the API docs and example side by side;
- Google Drive, Asana, JIRA, GitHub, Zapier: all authenticated integrations;
- Dark Mode;

Get in there, play with it and let us know in the chatbox how you feel about this important change in the app!

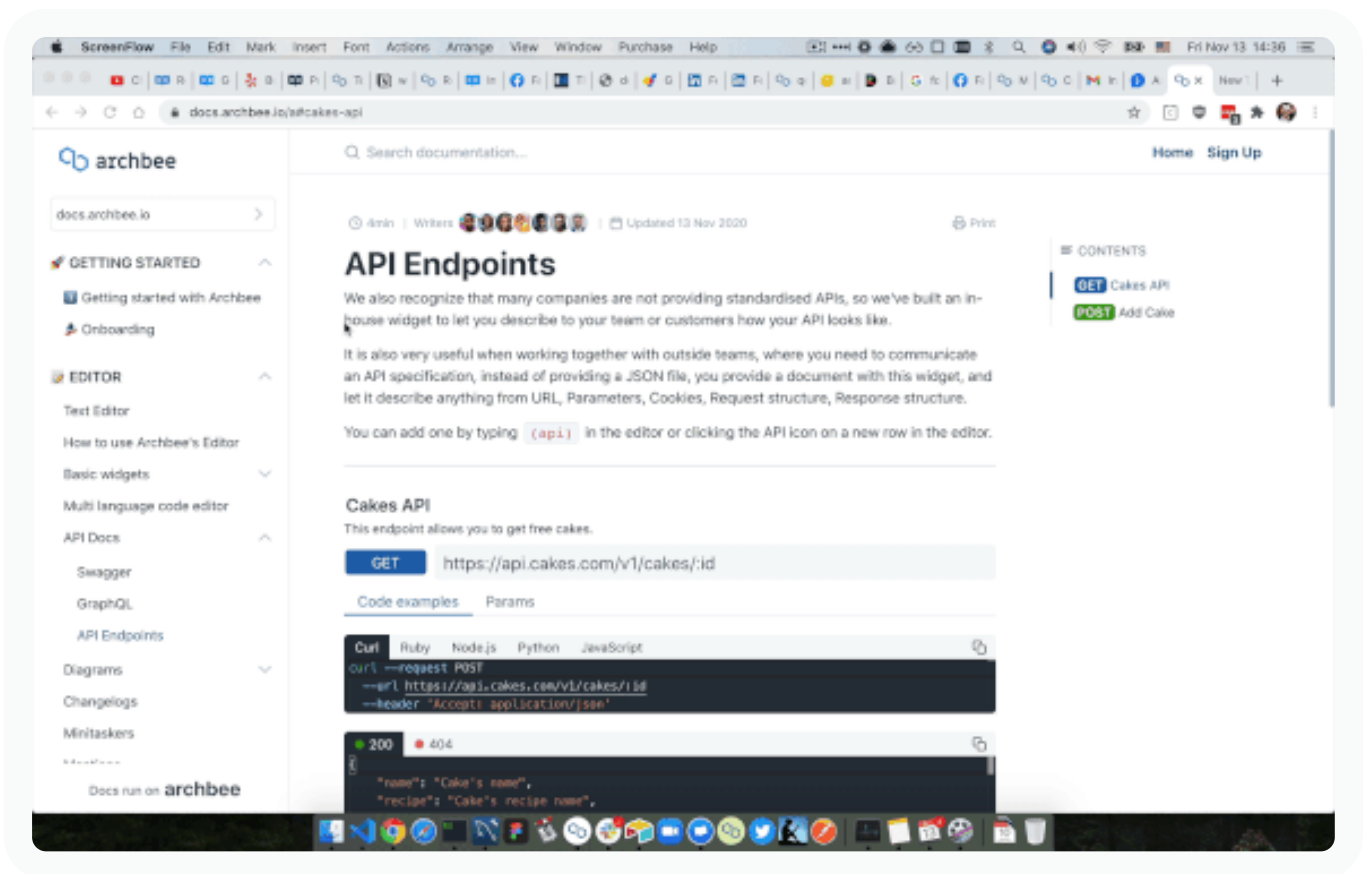
4.21. New Code Editor & New API Docs

Our code editor needed some improvements in regards to UX and UI.

It's now faster, more integrated to the platform, and provides easier ways to add and edit code samples.



Our API docs also needed some 😊



Now it's much faster & intuitive, and it uses the same code editor for the code samples. And it nicely shows in the table of content.

Happy documenting from the Archbee team!

4.22. Native OpenAPI

Last week we launched Native OpenAPI for Archbee. Why is this so awesome for you?

If your product is built for developers or your product has an API, you need great product documentation — otherwise, you can't cut through to developers.

How does it work?

We read your OpenAPI (formerly Swagger) spec files and convert it to a beautiful UI.

Then if you want to update it, you can upload new files manually or just set it up in your CI/CD to be updated automatically through our own API.

Then you keep it for internal purposes, or share it with your customers in just a couple clicks — or even set your own custom domain for 0 engineering effort product documentation.

Here's a video :)

4.23. Native Mermaid Diagrams

Not all people like to draw stuff. Some people like software developers want to write stuff.

This is why we now have native support for Mermaid, a markdown flavored syntax for building diagrams.

Mermaid diagrams are an easy way build: flowchart, sequence, class, UML, gantt and entity relationship diagrams.

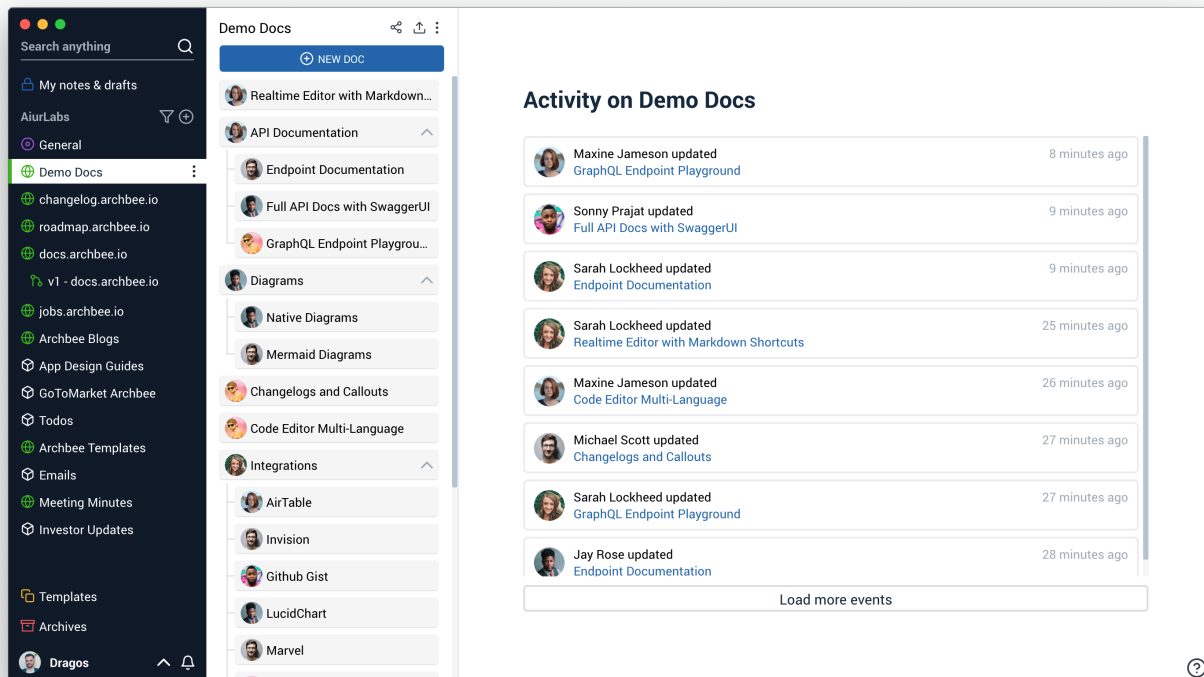
Here's a short gif showing you how it's done.



You can find the full documentation of Mermaid, the markdown flavored syntax here:

<https://mermaid-js.github.io/mermaid/#/>

4.24. Native Apps Are HERE!



macOS, Windows and Linux apps are here.

They auto-update.

They're fast and are tuned out to not eat any more memory than the regular in-browser app.

They get you notifications right in front:



To download, [go to the landing page](#) and you'll see the download buttons, or [download](#) directly.

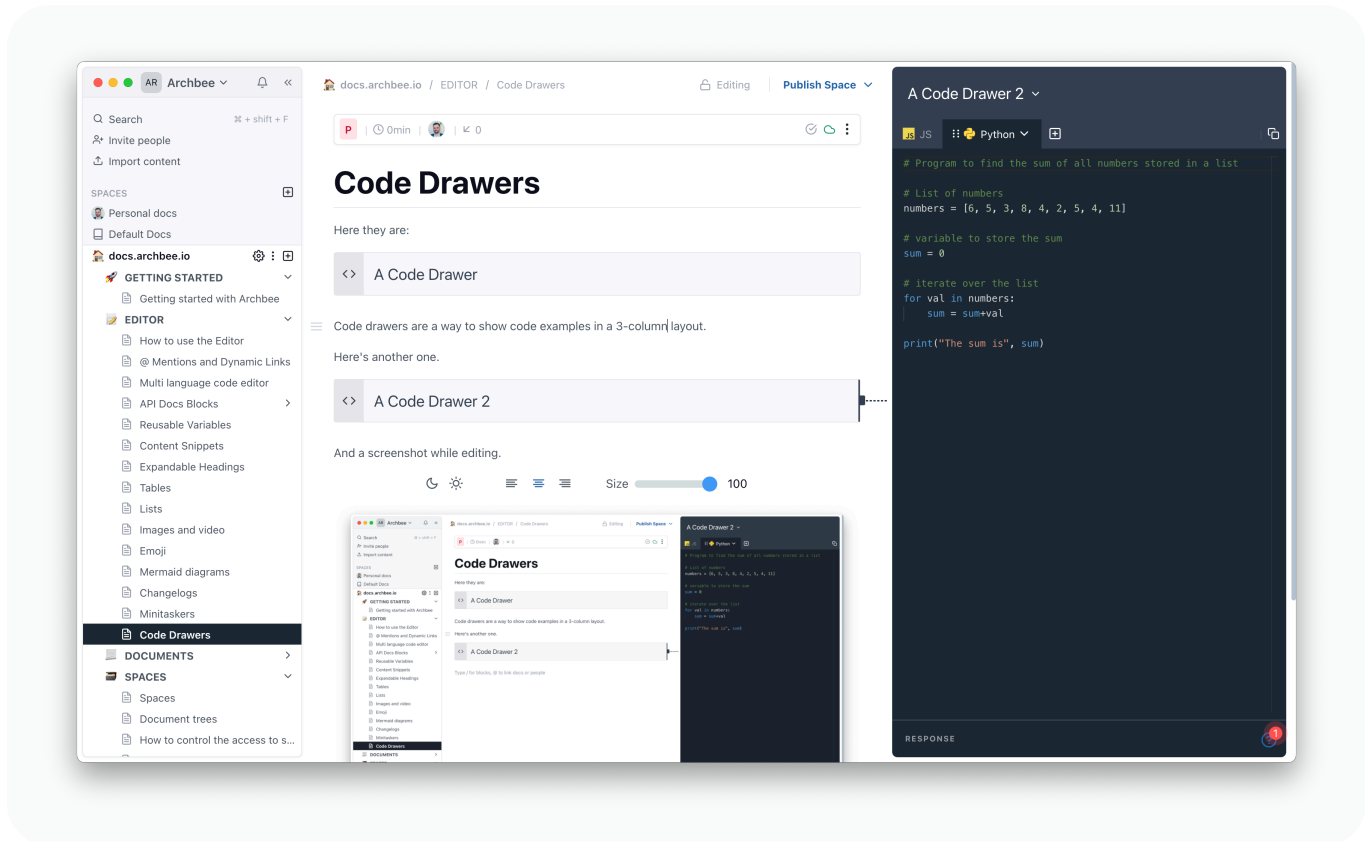
Try it out, we're confident we deserve a spot in your taskbar :)

As always, keep the feedback coming!

4.25. MONSTER Release!

We've done it. Today we ship some of the hardest features we've ever shipped, with the best team we've ever had.

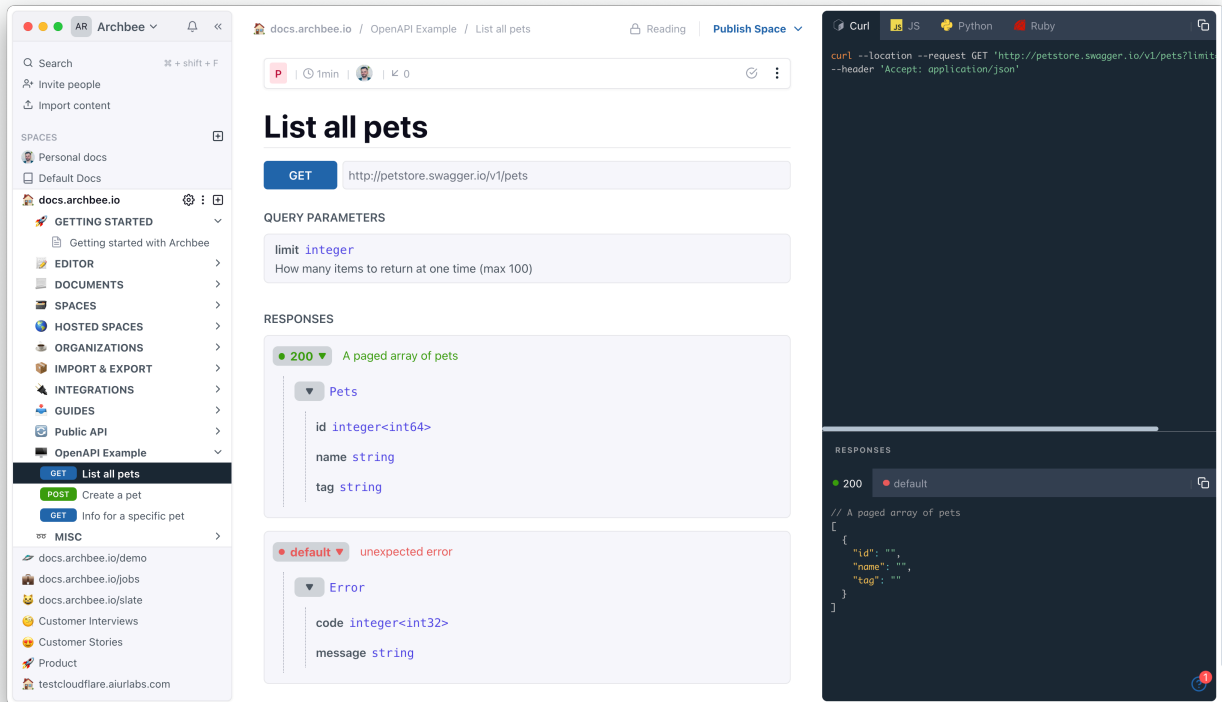
1. Code Drawers



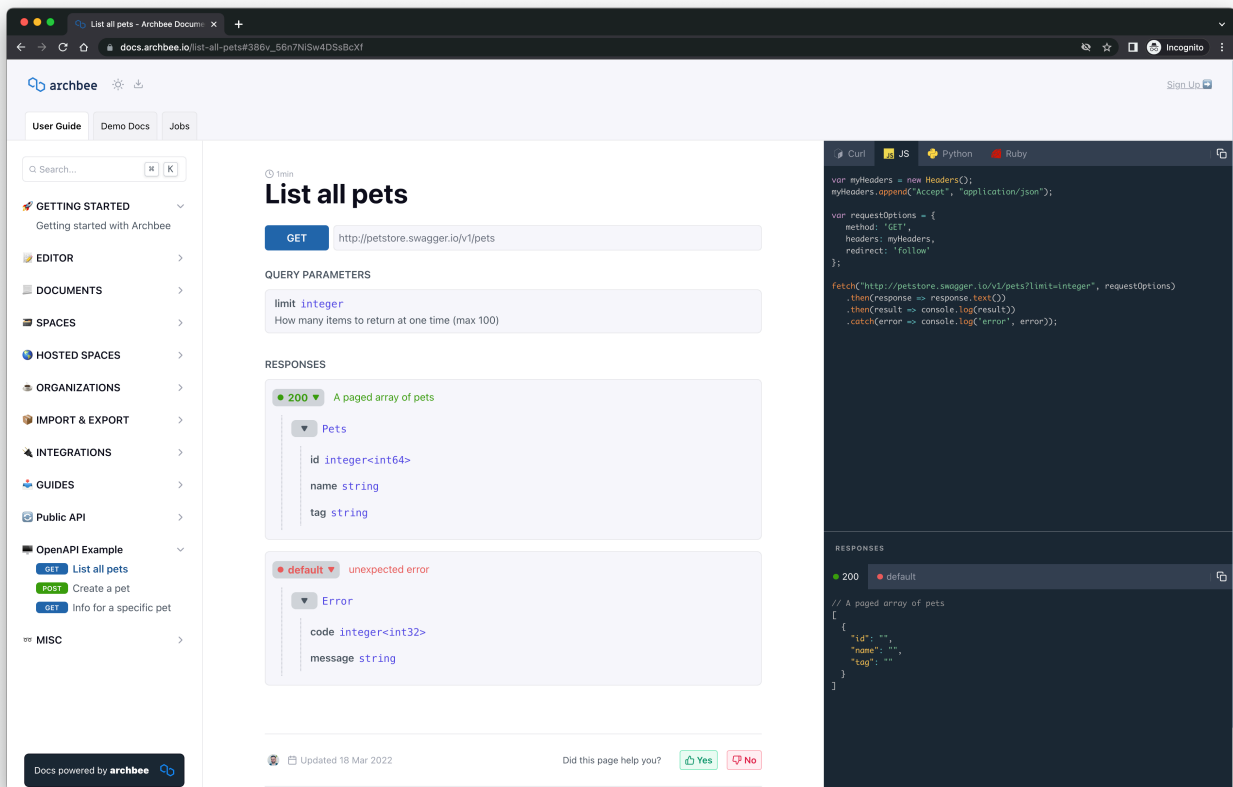
2. 3-Column layout

This new layout automatically appears when blocks like `API Endpoint`, `OpenAPI` and the new `Code Drawer` are available in the document.

It's a new way to present annotated API information so that your users are taken to the exact context they need to be in as to understand how to use your API.

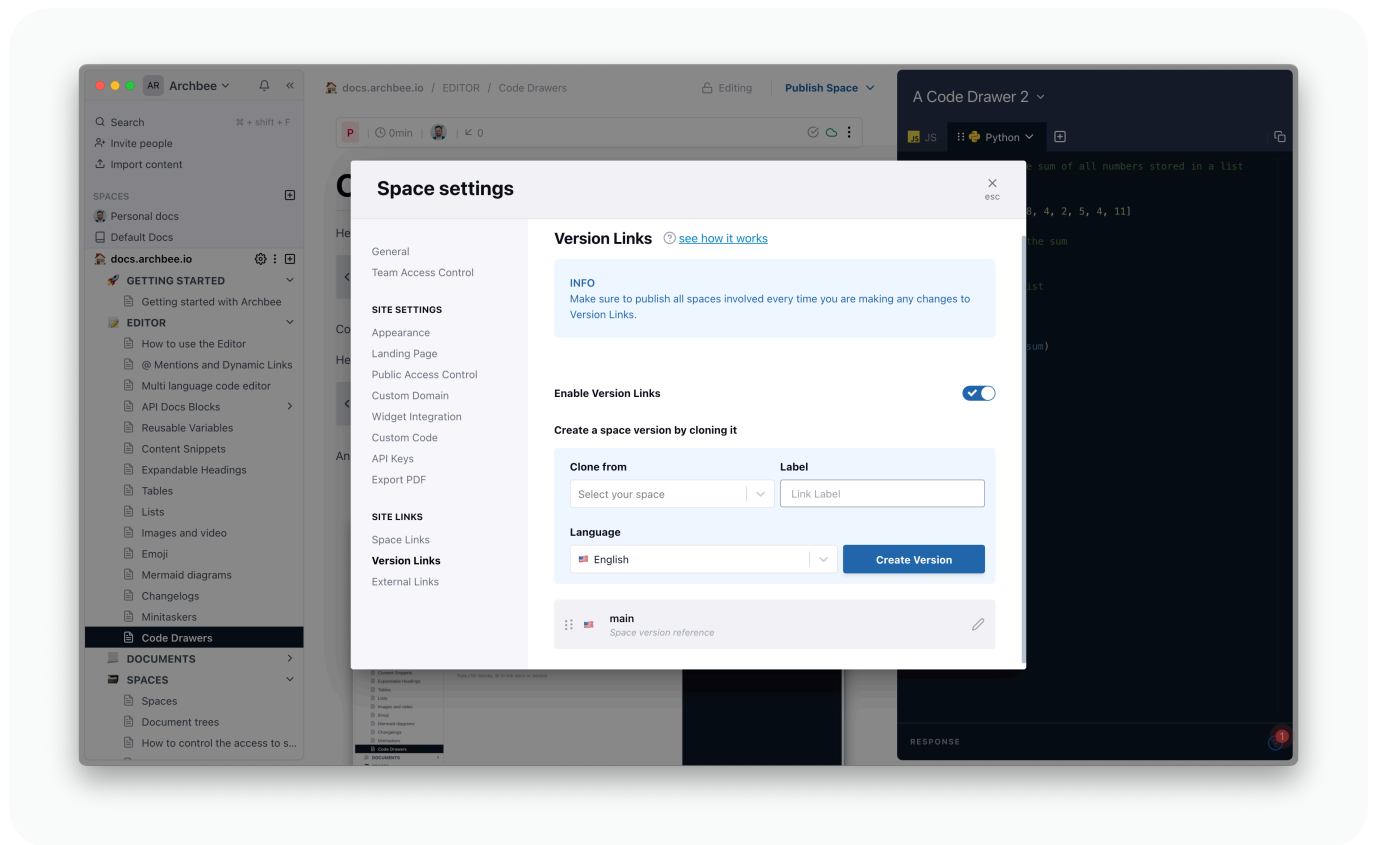


The view is also available in public documentation.



3. A new version workflow + language localization

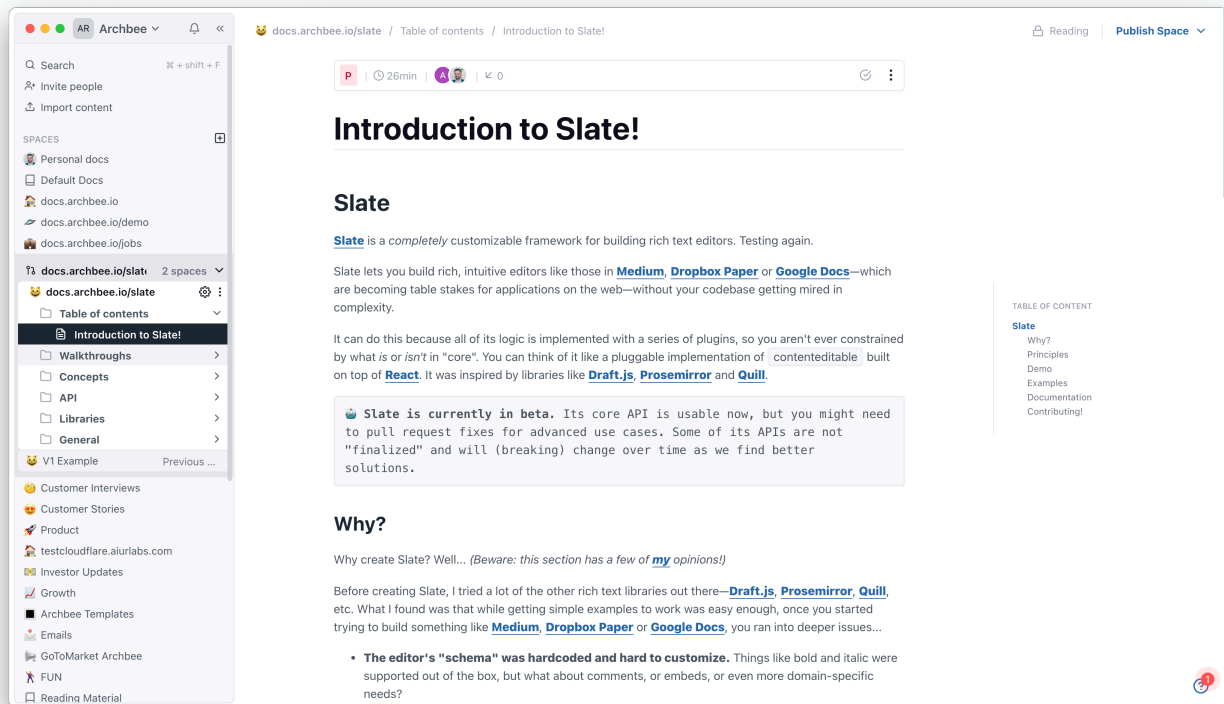
Previously creating versions was a hassle and little understood. We've made it better.



Now you can choose where to start the new version from and label each version accordingly.

On top, we've made it possible to create language translations, every element of the UI being translated on top of the content that you'll create. We support English, French, German, Spanish, Italian and Russian at the moment and adding more as we see more usecases from you our customers.

The new versions also show in a neat new way when editing the content, in the left navbar.



4. Tens of design and UX features improvements to keep your documentation workflow going — and we're bringing more.

Hoping to get your feedback and stay tuned for next releases!

4.26. May Product Update

In a nutshell, we've been hard at work improving our core tech, but we've also been able to sneak in a couple of nice to have features.

Updates

documents now load 7-10% faster;

we were able to shave 150 to 200 milliseconds off the realtime sync algorithm, making realtime collaboration better;

we've added more and better editor shortcuts (Markdown included); check the new shortcuts by hitting Ctrl (or Cmd on Mac) + /;

we've changed our CDN to AWS CloudFront, and setup better firewalls to our APIs to mitigate next Denial of Service attacks;

certificate generation for hosted docspaces on your domains now happens in maximum 1 hour since the DNS has propagated, and we also have lowered their regeneration rate to 2 months;

hosted docspaces are now 15% to 60% faster, as we were able to cache some of the content close to your customers; this will also improve your SEO;

UI improvements across the board: more consistent spacing and colors throughout the app; cross platform scrollbars;

better support for Safari and Firefox; there's still work to be done here, but we strive to be 100% cross-browser as ~15% of you don't use Chrome-based browsers;

better support on mobile browsers;

we've started doing automated phishing scans to prevent malicious use of our platform;

our embed integrations come out of beta and are now generally available;

iframe embeds and custom javascript are generally available but will stay in beta for a while longer;

docx import comes out of beta.

What's next?

workspace-level domains, share any amount of docspaces in an URL format like this:

<https://docs.yourdomain.com/docspace1> <https://docs.yourdomain.com/docspace2>;

desktop app;

improved datatables that draw inspiration from AirTable;

continued core technology improvements;

many misc. features asked by you; thank you for your great ideas in the Feature Wishlist, we watch them closely and many of them will get implemented.

4.27. Massive August Product Update!

We took our time on this update. But it was worth it! Here are the Updates.

Collection Links: multi-product & multi-version product docs sites

Here's how it works in our [documentation](#) (hint, our docs is already using the feature).

Stripey template & our template system are out of beta

We've seen 30% of the entire product website population migrate to the new Stripey template. You can do so in the collection settings.

Vertical Split

A new block has, you can now split the screen vertically. To use it, type (vs) in the editor.

Link blocks

You can now add link blocks, each being formattable and each can have an image attached to it. To use it type (lb) in the editor.

Import from GitBook

Yes, many people asked us.

Import from Notion

Yes, many people asked us.

Import multiple Markdown files

Drag and drop as many .md files as you'd like in the same box, we'll convert them and drop them neatly in an archbee collection.

UI Improvements

- spacings, colors and more have all over the app;

- new @ mentions indicators, different from external links indicators;
- improved performance in the editor.

Lots more, but it's Sunday so I'm going to keep it short!

Happy documenting from the Archbee team!

4.28. Loom Integration



archbee



loom

Today we've released our Loom integration. How do you use it?

Really simple. Paste a link to a public Loom and our editor will detect, pick up and embed your video!

Happy Archlooming!

4.29. June 9 Product Update

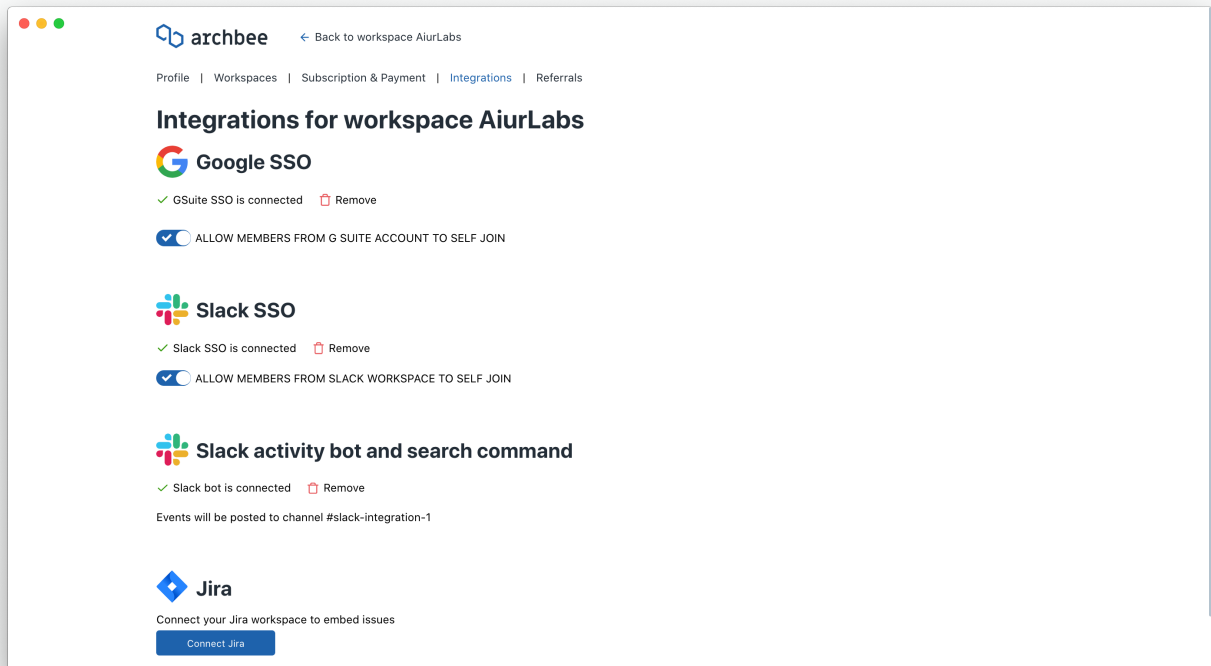
Many of you asked us for the option to remove our branding from individual public shared docs, as it was already working for public shared docspaces.

For customers on the Scaling plan, this is now available. But we do hope you will help us become more popular by keeping the branding on 😊.

In the process, we've also made doc loading 5% faster, for both internal docs and external docs.

For hosted public docspaces, we've added a status indicator that now allows you to see if your DNS has propagated or not, and more information for how to check yourself if you need details.

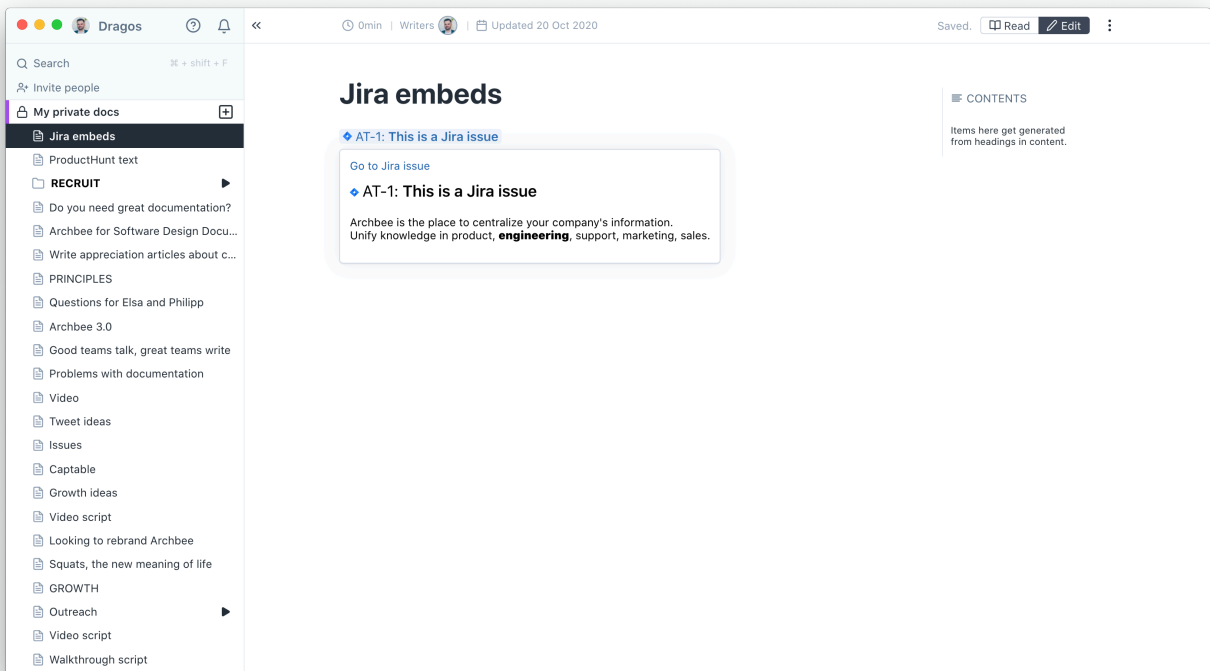
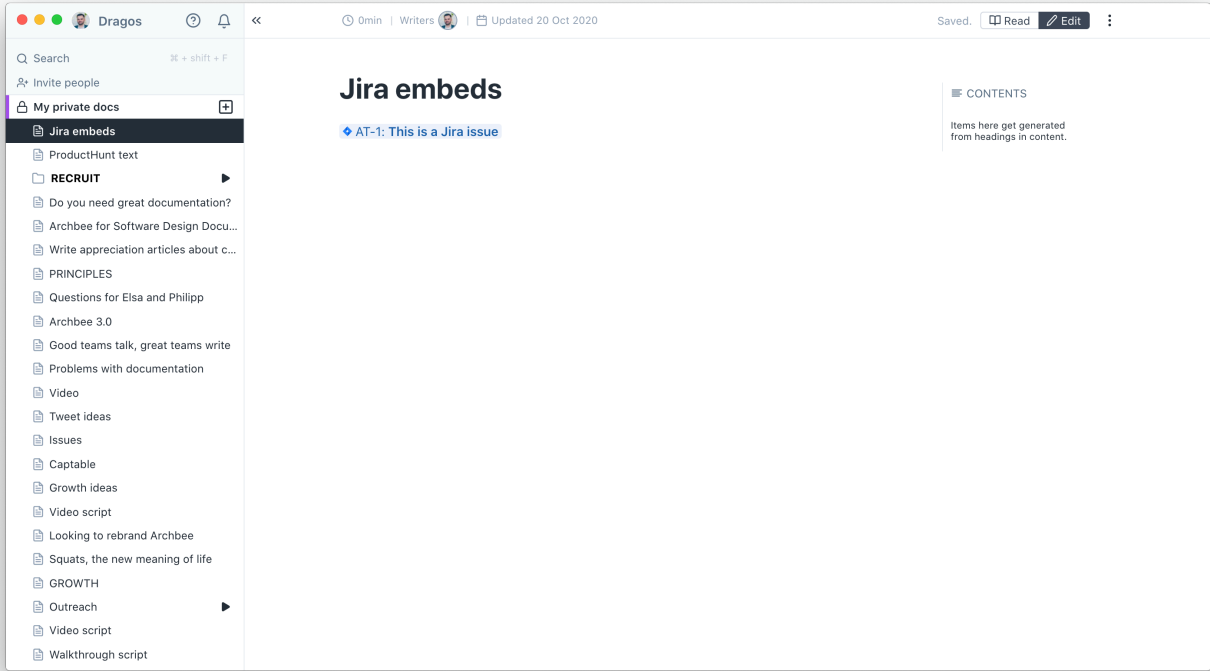
4.30. JIRA Integration Is Here



We just released the beta of our Jira integration.

To activate it, go to <https://app.archbee.com/settings/team-integrations>, click Connect Jira and you'll be redirected to JIRA to approve our app.

After it's approved, you can paste any JIRA URL into our editor, the issue will and will self-update as the JIRA issue is updated.



Introducing Content Snippets: Reusable

4.31. Blocks You Can Insert Across The Documentation

Feature velocity at Archbee is a thing, and we take pride in shipping new features fast 🚀

After we launched Reusable Variables, a week later, we are proud to announce another component of the Reusable Content feature.

Meet Content Snippets.

Content snippets are blocks of content that you create once and can be placed on multiple document pages, allowing you to edit the content from a single place to update any portion of the documentation.

If you ever need to use the same content repeatedly in a few documents, you can create a Snippet to hold those elements.

How to use Content Snippets

A Content Snippet can be anything from a Code Block, an Image, a list of steps for the installation, you name it.

You can use Snippets with any of the 30+ custom blocks Archbee editor provides.

For example, if you need to mention the installation steps across multiple Spaces, you can create/edit a Content Snippet. While editing the Snippet, you can include sample code along with the numbered list.

After creating a Content Snippet, you can use it in the editor by typing the forward slash, clicking on the content snippets tab, and selecting the Snippet you want to use.

When you need to change the contents of the Content Snippets you can edit them through the Reusable Content window of the app.

As always, we would hugely appreciate your feedback, so if you want to try Content Snippets, go to your account and use the in-app chat to talk with us.

4.32. Inline Document Comments!

In the beginning of the year, we had an idea that realtime chat on documents would be a big deal. We launched it, but it didn't take off. We couldn't get users to actually use it.


Many users and customers told us they were missing traditional comments. We got proven wrong, so we built inline comments!


How to use? Select any text and add a comment.


Comments




Here's a comment .


comment Resolve

 **Dragos** a minute ago
What is a comment?

 **Dragos** a few seconds ago
A comment is inline text attached to your document so you can collaborate better on content.

 **Dragos** a few seconds ago
you can also @ people or docs.

 **Dragos** a few seconds ago
 [Dragos](#)  [Comments](#)

 Comment or @ to mention... Send

What's next?

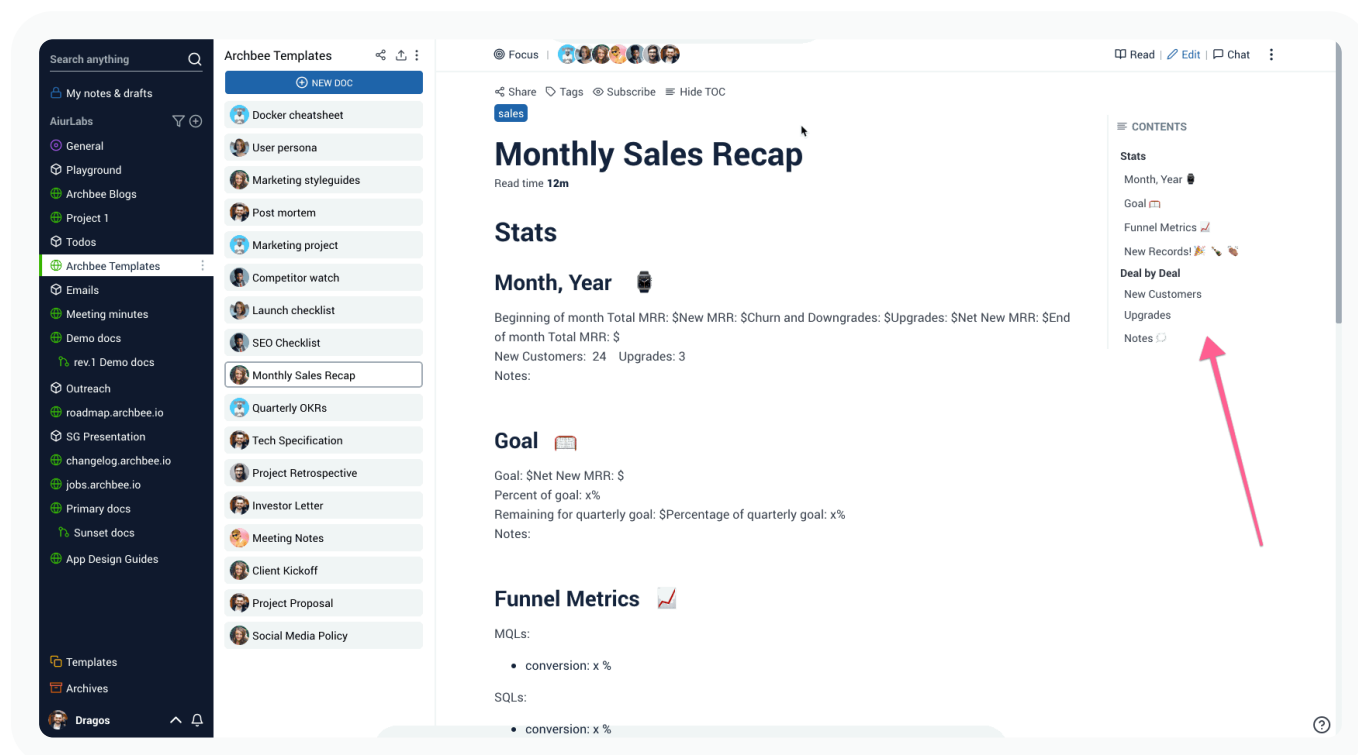
We're keeping focus on our core technology, and a UX redesign is coming for the left side of the app. Stay tuned!

4.33. Improved Table Of Contents

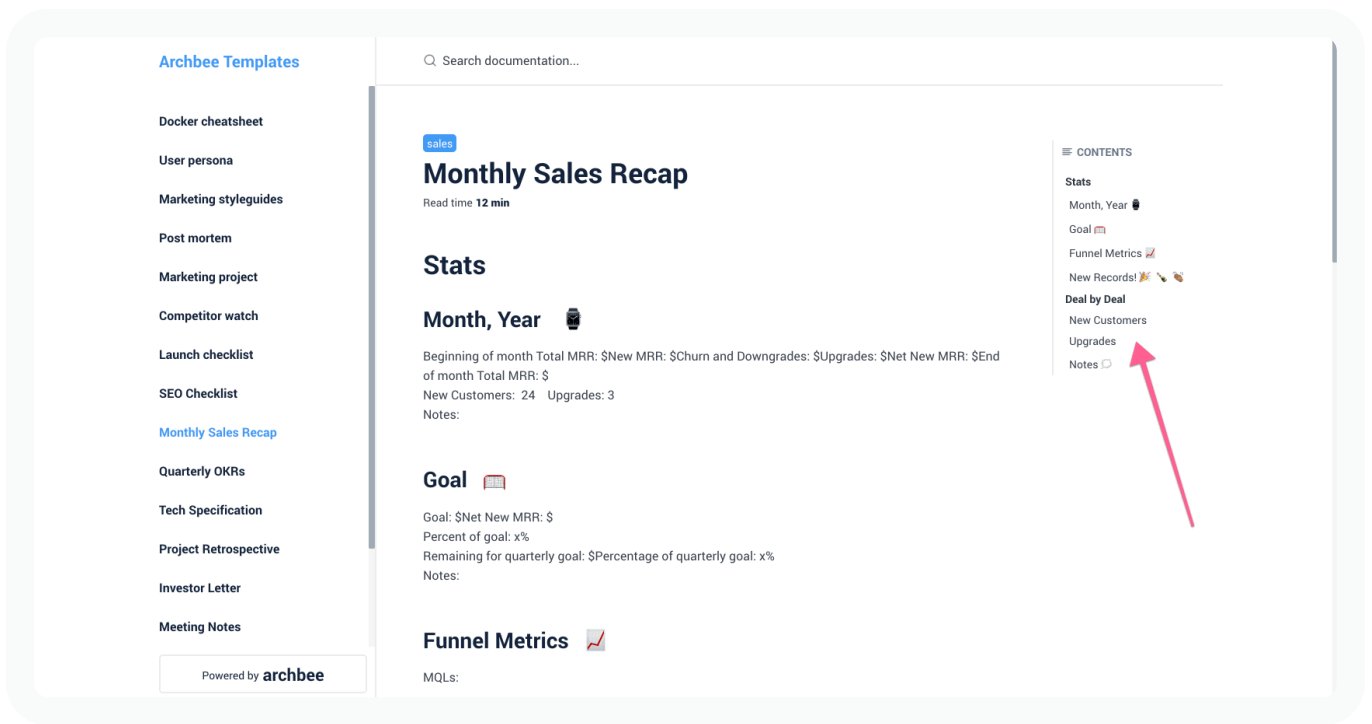
We've heard the feedback, table of contents needed much improvement, both on the internal side but also for external docs or docspaces.

We've built a better UI for all of it, starting from the editing experience, ending with your customer's docs delight.

Here's how it looks like on the internal side.



And the external shared side.



The same improved TOCs are available on individually shared docs and our blog, which is powered by Archbee's editor, check it out:


<https://archbee.io/blog/board-meeting-minutes-what-they-are-and-how-to-take-them>

4.34. Improved SEO Controls

We just launched a new feature that allows you to have more control over how your documentation sites look to search engines.

Each document now has specific inputs for the meta URL Key, Title, Description and Image.

The new controls are not required. If you don't set them, we'll generate what we can from the document name.

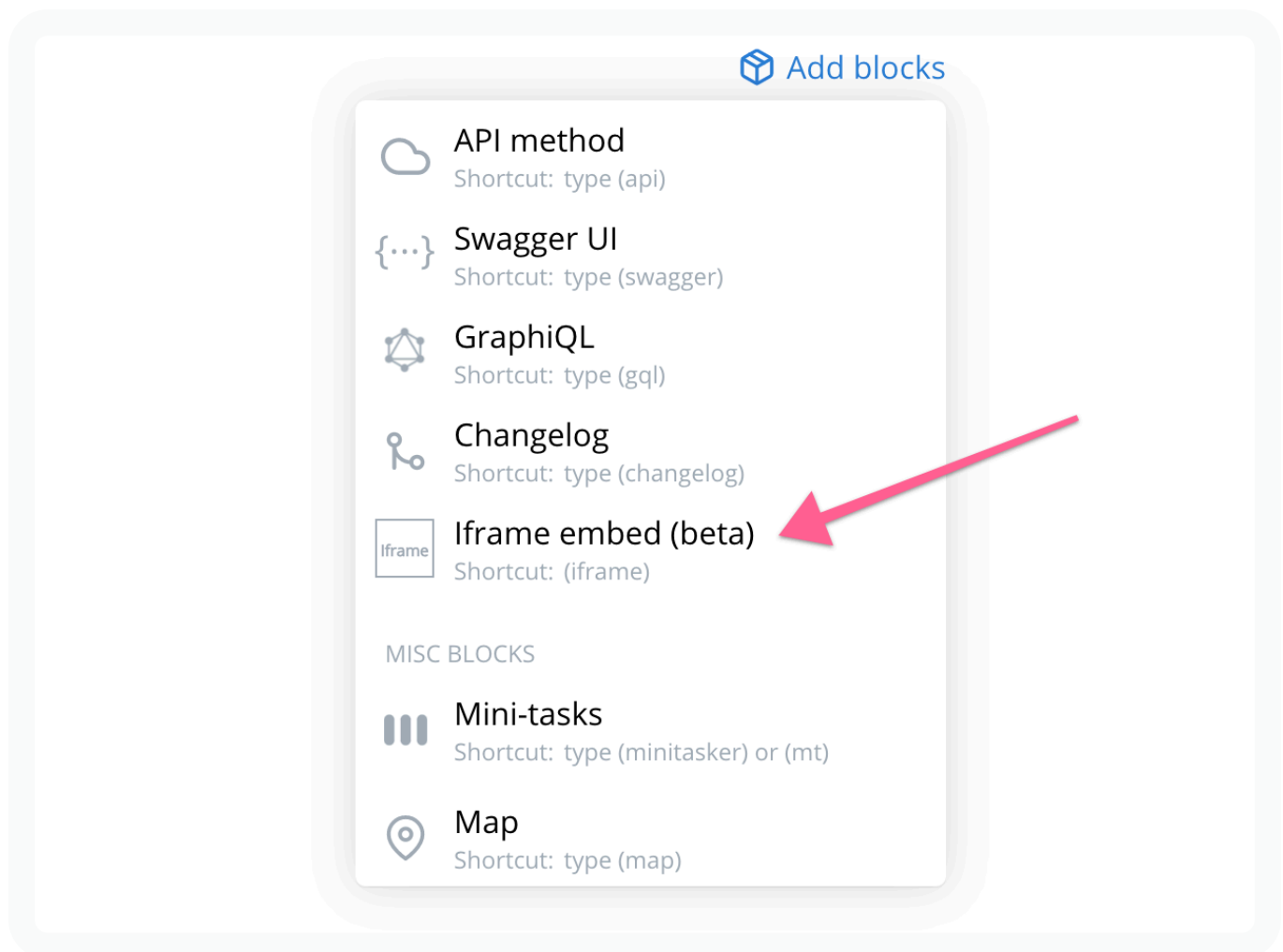


The screenshot displays the Archbee Realtime Editor interface. The main content area shows a document titled "Realtime Editor with Markdown Shortcuts" featuring the Amazon Web Services logo and a paragraph about AWS. The left sidebar contains a search bar and a navigation menu with categories like "Demo Docs", "Development in the Cloud", "API Documentation", "DIAGRAMS", and "Integrations". The right sidebar shows an "OUTLINE" section with a list of AWS services. At the bottom right, there are "Staging" and "Production" buttons, and a "Publish docs.archbee.io/demo" button.

4.35. Iframe Embeds

You can now add any type of content around the web if it supports iframe embeds.

Just add an Iframe block.



Then paste the code provided by the app you want to embed in the code editor.



This way you can embed pretty much anything that supports embedding.

4.36. Grammarly Integration



archbee



grammarly

Writing good documentation is very hard.

This is why we now allow Grammarly to get on top of our editor and suggest corrections and improvements.

4.37. >> Expandable Headings

Expandable headings are a great way to add FAQ lists on your documentation website.

You can set them as expanded or collapsed and here's how to create an expandable heading:

- Use the / and type Expandable Heading 1, then hit Enter
- Select the Expandable heading from the custom block list: type / and select it
- Type the shortcut for:
 - Expandable Heading 1 >># + space
 - Expandable Heading 2 >>## + space
 - Expandable Heading 3 >>### + space

Check out our docs for examples and details:

<https://docs.archbee.io/expandable-headings>

4.38. End Of Summer Product Updates

This summer has been busy for the engineering team. We worked on fixes, improvements, and new features, and we are excited to share the brief for what we launched in the past months.

New Features

Hosting documentation on a subfolder via Proxy Hosting:

<https://docs.archbee.com/hosting-spaces-on-a-sub-folder>

Space settings ✕ esc

- General
- Team Access Control
- SITE SETTINGS**
- Appearance
- Landing Page
- Public Access Control
- Custom Domain**
- Widget Integration
- Custom Code
- API Keys
- Export PDF
- SITE LINKS**
- Space Links
- Version Links
- External Links

SETUP CUSTOM DOMAIN 🔗 see how it works

Step 1: Add **CNAME host.archbee.io** to your desired subdomain (e.g docs.yourcompany.com) by visiting your DNS provider or registrar.

Step 2: Wait for the DNS to propagate (up to 24 hours)
[Click here to check the status of DNS propagation.](#)

Step 3: Set space public

Step 4: Set your desired subdomain here.

docs.archbee.com Set 🗑️

Step 5: Optionally set a URL path, to have multiple spaces on 1 domain.

e.g docsarchbeecom Set 🗑️

Step 6: Publish the space to PRODUCTION (top right on any doc of your space)

Step 7: Go to docs.archbee.com to trigger creation of SSL certificates.

Status: ● OK

SETUP A CUSTOM PROXY (optional) 🔗 see how it works

e.g yourcompany.com Set 🗑️

Now you can add a team logo under Account Settings → Organizations.

Organisations

Archbee Demo Account

Update

Cancel



Change team photo

Improvements

API Endpoint block improvements

- now you can add object parameters in the API endpoint block
- design improvements

The screenshot displays the API endpoint editor interface. On the left, the 'API Endpoint' block is titled 'Get Cakes' with the description 'Get a cake by its ID'. The endpoint URL is 'https://api.cakes.com'. Under the 'Params' section, there are 'BODY PARAMETERS' listed: 'id' (required, Object type) with the description 'ID of the cake to get', and a 'Parameter name' (optional, String type) with the description 'Briefly describe this parameter...'. There is an '+ Add' button for parameters and a 'Body Parameter' dropdown with another '+ Add' button. On the right, a code editor shows the following JavaScript code:

```
var myHeaders = new Headers();
myHeaders.append("Accept", "application/json");

var raw = "{\\"id\":"string\\"}";

var requestOptions = {
  method: 'GET',
  headers: myHeaders,
  body: raw,
  redirect: 'follow'
};

fetch("https://api.cakes.com", requestOptions)
  .then(response => response.text())
  .then(result => console.log(result))
  .catch(error => console.log('error', error));
```

At the bottom of the code editor, there is a 'RESPONSES' section with a status code of 404.

Overall improvements of the editor, including:

- how the import/export of Markdown files works
- better markdown shortcuts that trigger while you type

We added a new emoji picker that triggers once you type colon+keyboard, so for example :hug

Tables got an update, and now you can **resize the table headers**.

Fixes

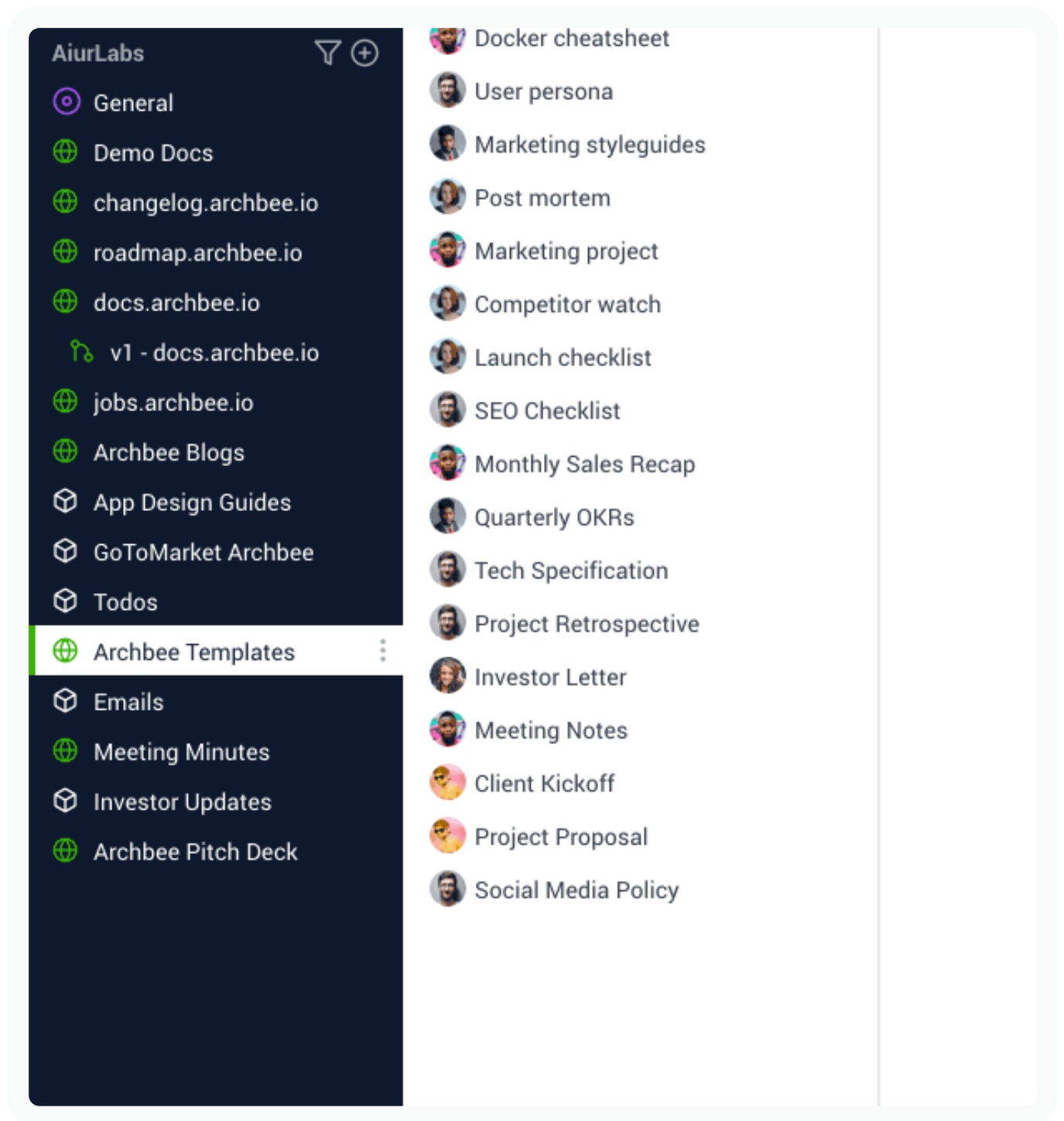
- saving the image size when sometimes it shows a different size at refresh
- better shortcuts when it comes to international keyboard layouts
- external links now work as expected in the provided template layout.

With autumn just around the corner, we are laying the path to the last quarter of 2022.

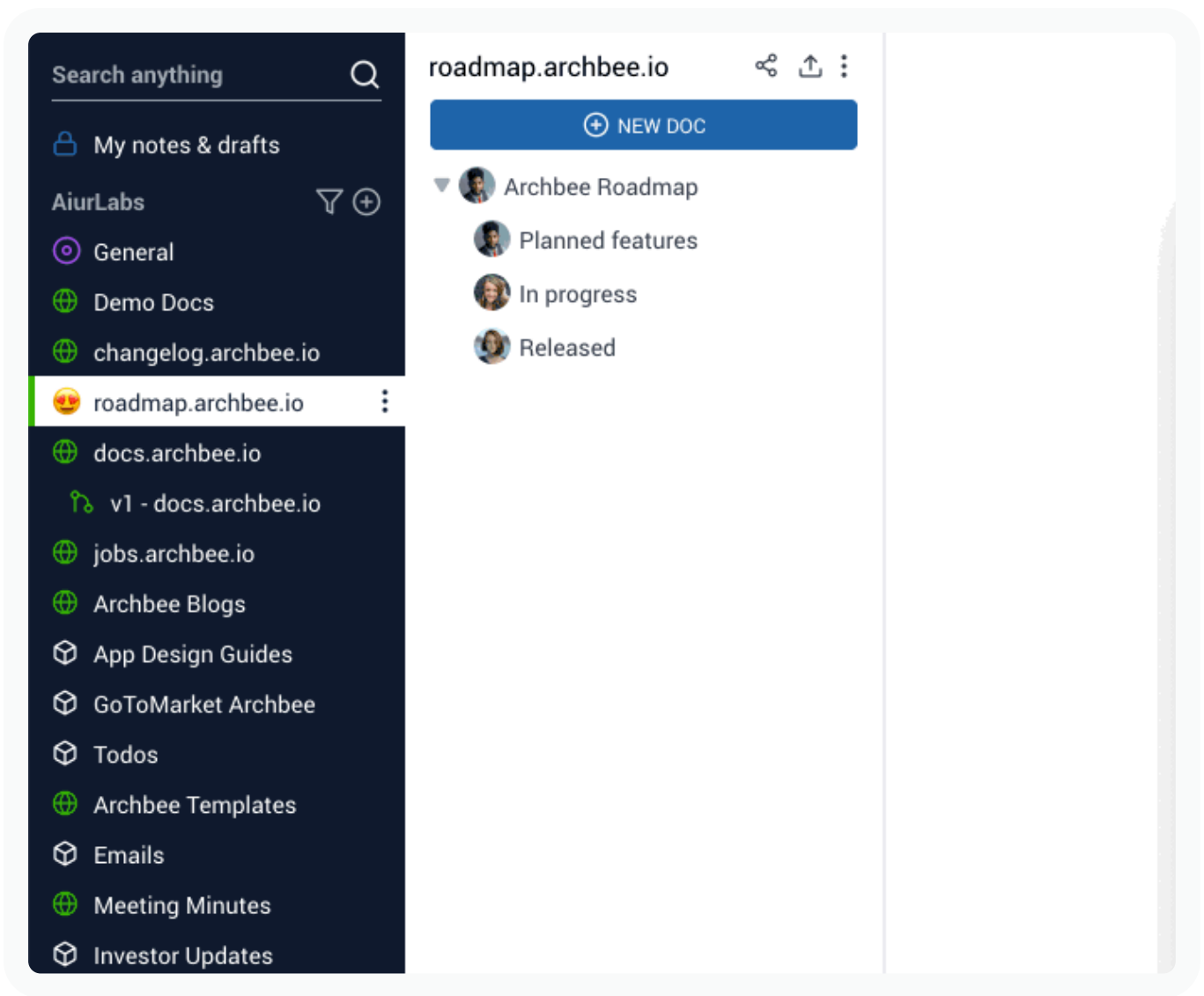
Subscribe to the changelog to get the new updates and if you want to provide product feedback, get in touch with us at support@archbee.com or check the <https://roadmap.archbee.com/>

4.39. Emojis Everywhere

You can now set emojis as docspace icons.



You can also set emojis as docs icons.



But also in the doc editor by hitting Cmd (or Ctrl on Windows) + ^

Dark mode (Q1 2021)

Dark mode will be available and will have manual adjustment and also have automatic OS level adjustment.

Write here or @ people&docs

 Add blocks

2FA (Q1 2021)

Login with 2FA process.

API Access (Q1 2021)

Open API to create docs.

Dropbox integration (Q1 2021)

Show inline embeddings of your Dropbox files;

Web clipper (Q1 2021)

Capture information from wherever you are into your Archbee workspace.

Or shortcuts in the editor also convert.



Write here or @ people&docs

EMOJIS EVERYWHERE!

4.40. Embed Google Docs, Sheets And Slides

You can now embed the very popular Google Drive files. How?

Go to your Google Docs, Sheets or Slides, publish it,



Bug report (Responses)



File Edit View Insert Format Data Tools Form

Share

0 00 123

Default (/

And then and copy the link and paste it into an Archbee doc, it will simply be embedded!

Publish to the web



This document is published to the web.

Make your content visible to anyone by publishing it to the web. You can link to or embed your document. [Learn more](#)

Link

Embed

Entire Document ▾

Web page ▾

<https://docs.google.com/spreadsheets/d/e/2PACX-1vQwNUNpczltW8yej4Tn>

Or share this link using:   

Note: Viewers may be able to access the underlying data for published charts. [Learn more](#)

Published

▶ Published content & settings

4.41. Editor Improvements: Inline Icons And Images In Lists

We are happy to announce another release focusing on editor and appearance improvements.

Inline FontAwesome icons

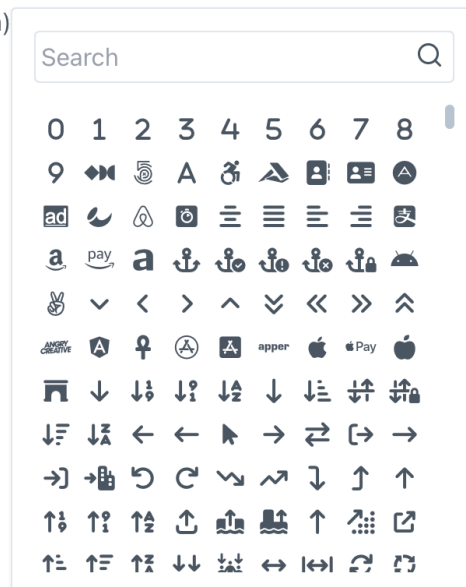
Font Awesome is the world's most popular icon set and toolkit. As of 2020, Font Awesome used by 38%, and the icon library consists of over 2,000 elements.

With the addition of inline FontAwesome icons, you can now:

use the (fa) shortcut in the Archbee editor to add an inline icon from the FA icon library;

FontAwesome inline icons

Adding inline icons it's easy, just type the shortcut (fa)



change the icon for Spaces, Categories, or Documents with FontAwesome icons, not just with emojis.

Search



Insert images in lists

Now you can add images to lists. Usually, you would have a numbered list to explain some steps. And one of them would need an image to provide better context.

Here's how you do that with Archbee.

1. start your list
2. add your steps
3. when you need an image, type /, and add the image block

Add images to lists

- 1. this is the first step
- 2. add contextual documentation

☾ ☀ ☰ ☰ ☰ Size 60

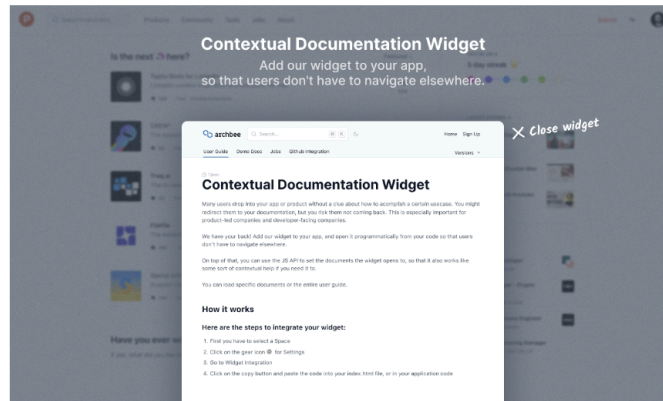
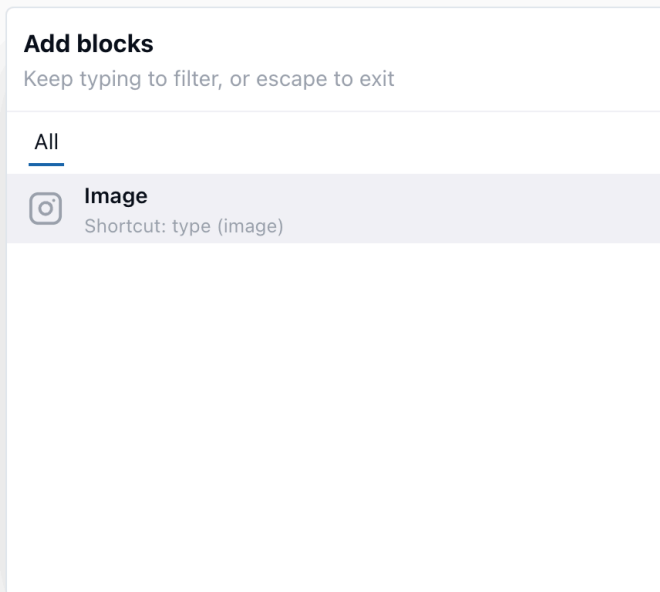


Image caption

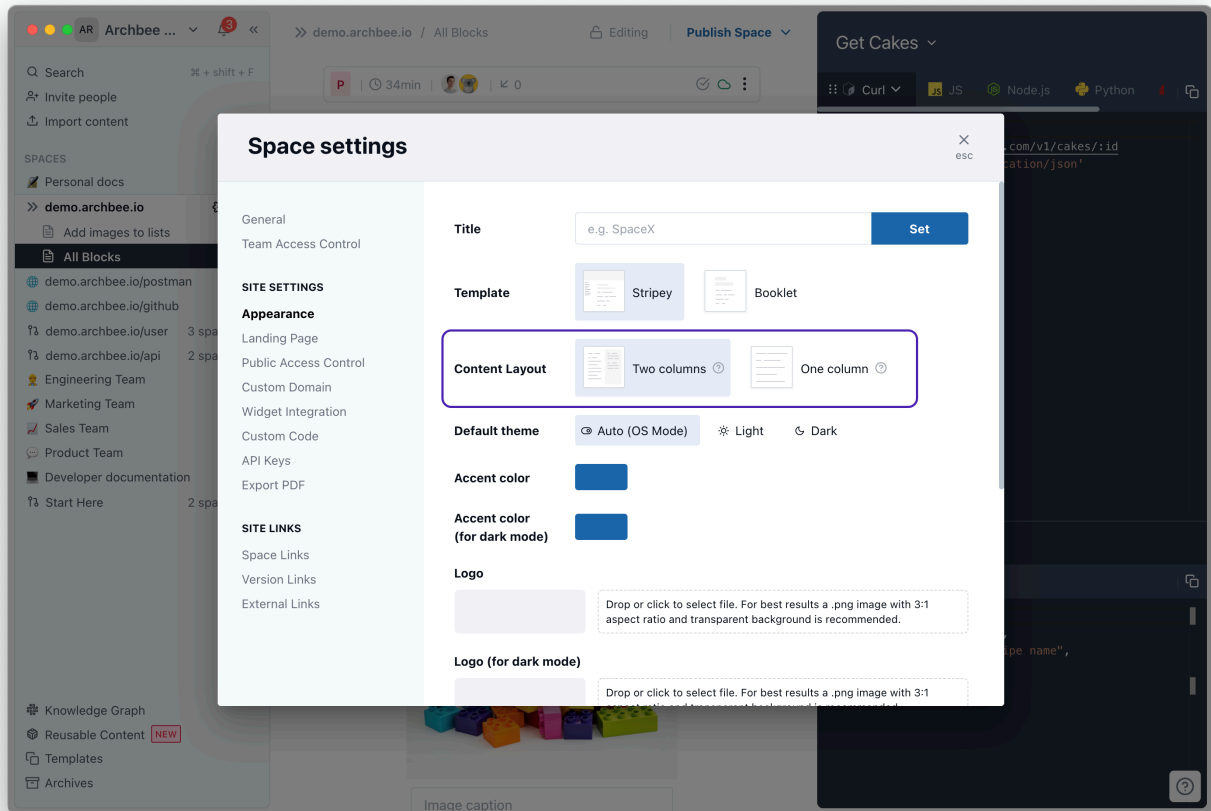
3. /



Content layout settings

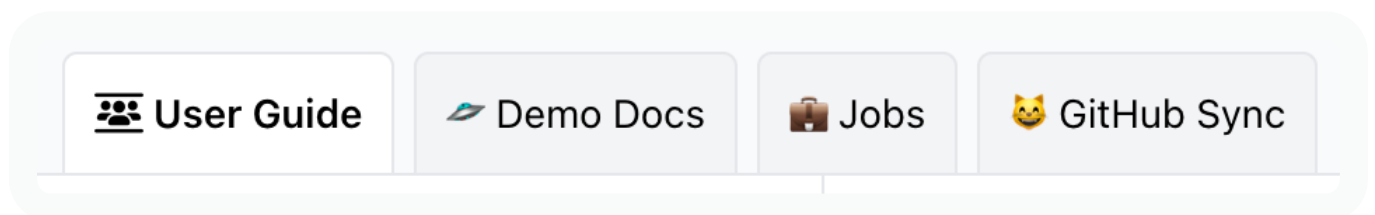
We introduced the 2 column layout for API endpoint and Code Drawer blocks in the previous release. Now we offer more controls around the Content Layout.

Go to Space settings, Appearance, and choose between 1 column and 2 column layout.




Other improvements

Now when you add an icon to a Space, it will be available in the tabs on the production website.



Another improvement is around shortcuts now; emojis are available when using the : symbol.

4.42. Easter Product Update!



Happy easter! Here's what we've been working on the past weeks!

Document expansion preservation

Until now, everytime you opened a docspace, every document would expand and you would be able to see every one of their children.

While this was good for small docspaces, it was a nightmare for docspaces with more than 80-100 documents.

Now the document expansion will and restored later for each user.

Swagger HTTP headers

You can now add headers to our Swagger UI component. This allows you to make authenticated requests to your API endpoint.

GraphiQL HTTP headers

You can now add headers to our GraphiQL component. This allows you to make authenticated requests to your API endpoint.

Docspace events

Until now, it was really hard to get a grasp of what your team has been working on and what happened to certain docspaces.

From now on we record events for docspaces and neatly show them when you click on a docspace!

Editor fixes

As you report small bugs in the editor to us, we fix them to improve the user experience. We fixed a bunch of bugs related to lists, link editing, paragraph spacing and more.

Editor performance

We made some optimisations to our editor, and document loading is now 10 to 15 percent faster.

New chat system for support

We've migrated to Crisp.chat for providing realtime support.

New feature upvoting and roadmap system

Please go in there and upvote or suggest your desired features!

4.43. Documentation Widget

Many users drop into your app or product without a clue about how to accomplish a certain use case. You might redirect them to your documentation, but you risk them not coming back. This is especially important for product-led companies and developer-facing companies.

We have your back! Add our widget to your app, and open it programmatically from your code so that users don't have to navigate elsewhere.

On top of that, you can use the JS API to set the documents the widget opens to so that it also works as some sort of contextual help if you need it to.

Here is our JS API docs here, or load it within the app: <https://docs.archbee.io/docs-widget>

A short video on how it works:

4.44. Document Verifications

Knowledge in your team gets outdated, that's a fact.

With Archbee we make it easy for you to keep it up to date — with document verifications.

Select a subject matter expert from your team, and they'll be notified recurrently to check the content of the document.

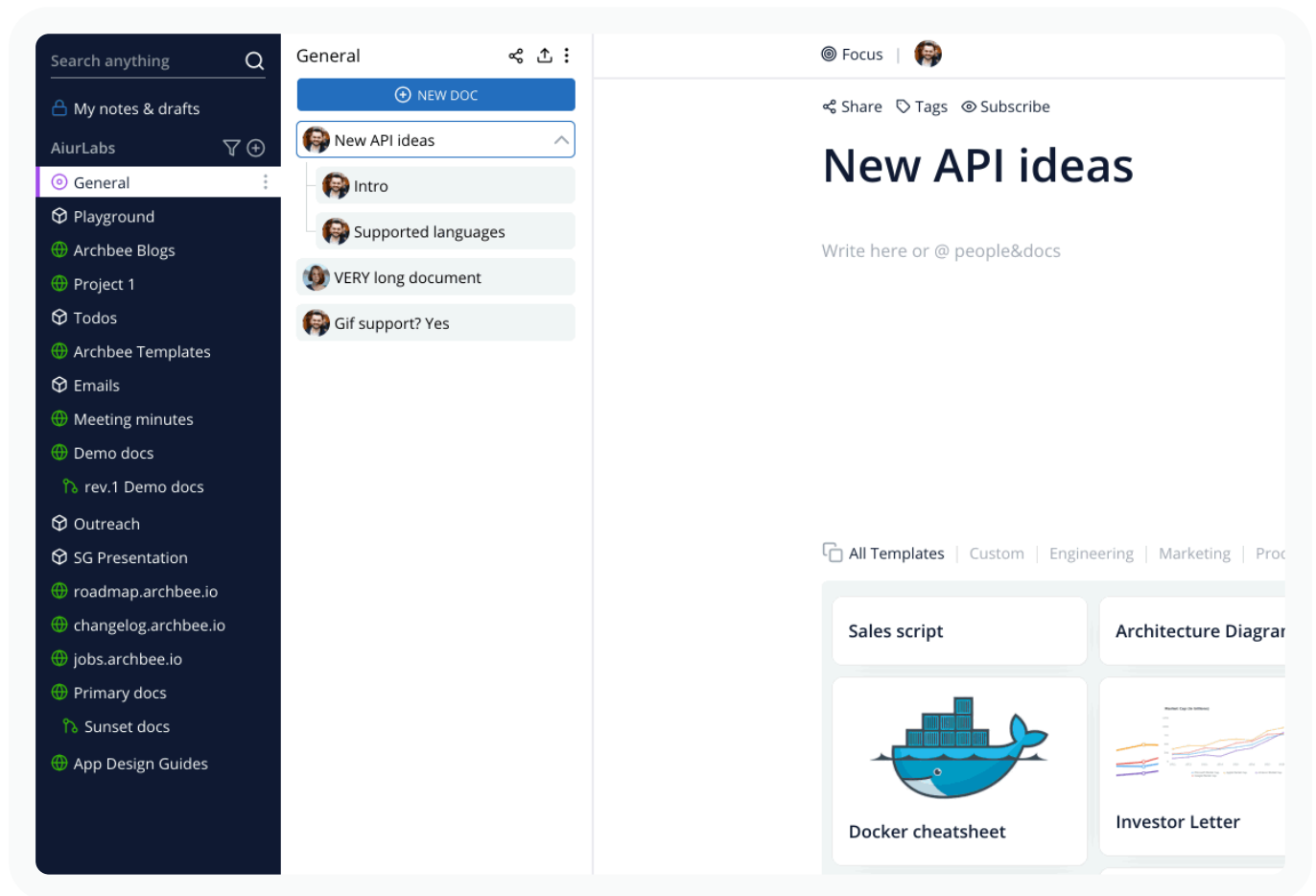
Here's how it works.

4.45. Doc Categories

Our doctrees allow you to build any hierarchy you might want.

But sometimes you want to have parent docs without needing to write anything inside. No more "In here is this, this and that."

This is why we built doc categories. Here's how they look:



Here's how they look like when you share the spaces externally, on [our own documentation](#):

Versions

Primary docs >

GETTING STARTED ^

Getting started with Archbee

Onboarding

EDITOR v

DOCSPACES v

WORKSPACES v

INTEGRATIONS v

IMPORT & EXPORT v

MISC v

Getting started with Archbee

Read time **4 min****CATEGORIES**

Welcome to our documentation site, which has been written with and is hosted by archbee.io 😊

We're an online **knowledge management system** that can help you build a **knowledge base for your growing team** and **hosted product docs for your customers**, all within the same awesome UI.

We started focusing on great features for engineering teams, but Archbee also works very well for different types of teams, like: sales, marketing, product, and management.

What can you expect from using Archbee?

- Build a solid knowledge base that your team can use to scale easily, onboard new members faster, become remote friendly, and provide better workflows overall;
- Build and host documentation (product docs) for your customers on your own domain;
- Build API & developer docs for your customers' developers;
- Integrate it with great SaaS solutions that you might be already using.

The app is relatively intuitive and easy to use, but we still find some usecases are not obvious, so let's dive into our documentation.

Now you're set to go kill the docs game!

4.46. Doc Backlinks & The Knowledge Graph

Documents keep knowledge.

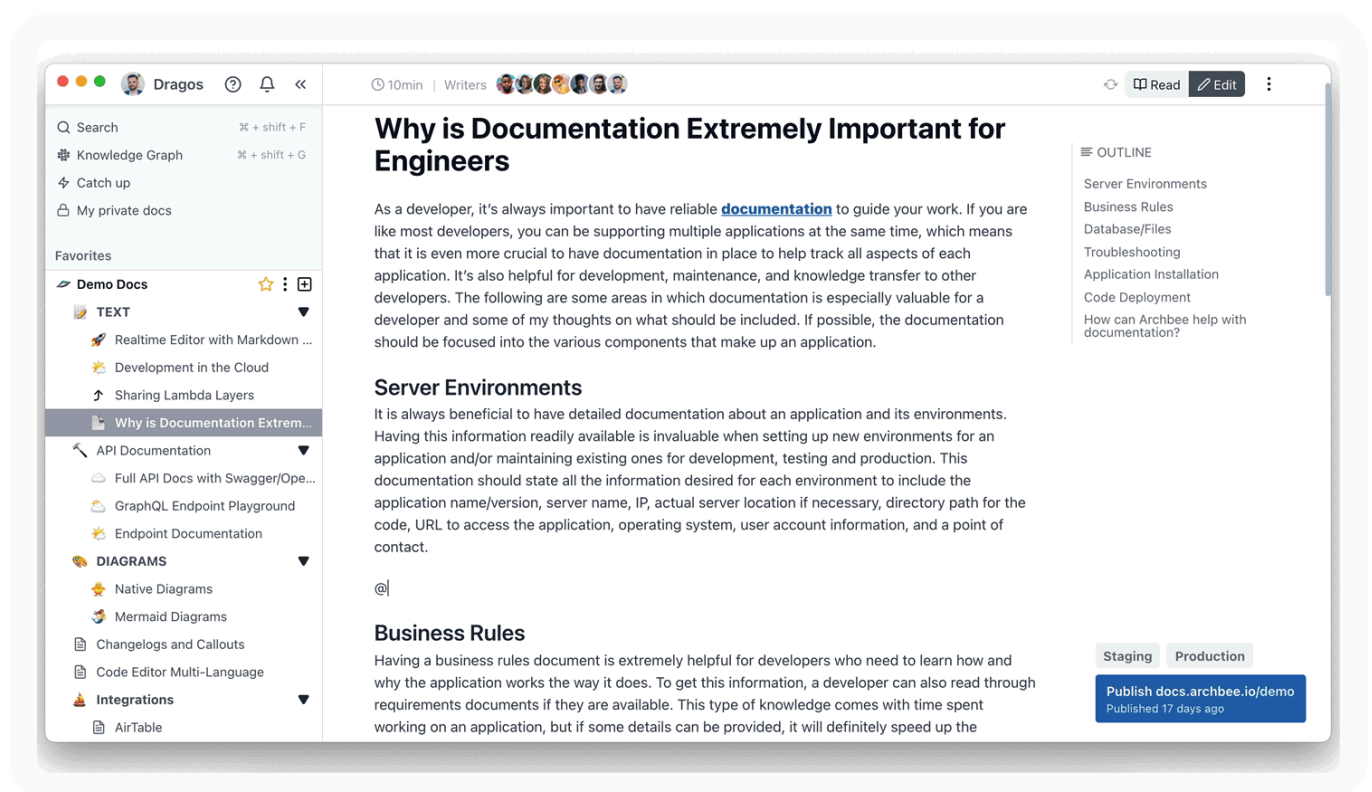
And these pieces of knowledge do not live in their own universe.

They are interconnected and form a knowledge graph that you should be able to nicely visualize.

This is why we are introducing Doc Backlinks, a way to see which documents link to your current document. Doc Backlinks are generated automatically as you link docs together with the @ functionality.

Because we now have Doc Backlinks, it's also possible to show you the visual representation of the knowledge graph.

An easier way to consume all the knowledge in your team's workspace!



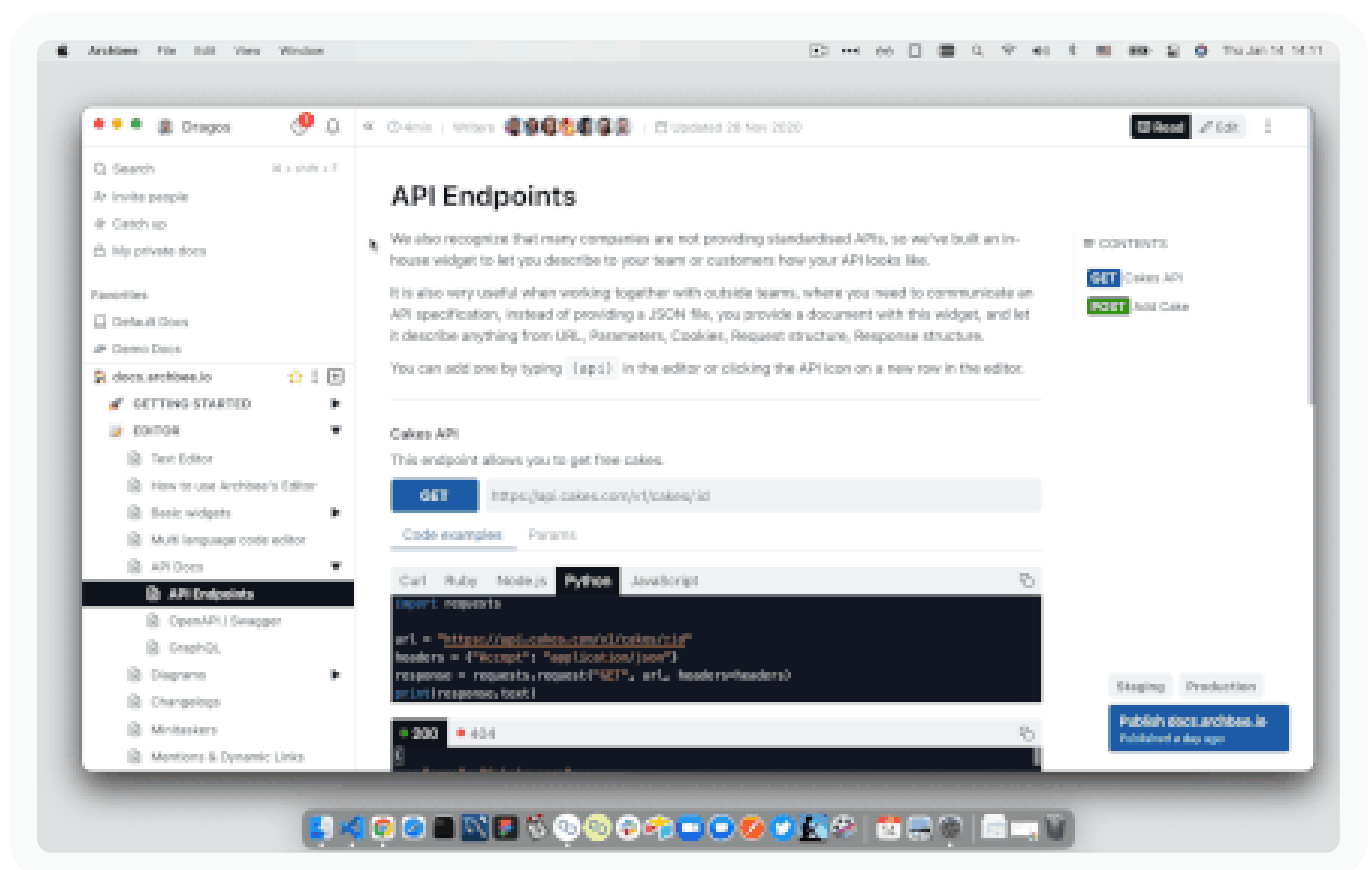
4.47. Darth Mode... Oups, I Mean Dark Mode

Dark mode is finally here!!!

You can now switch between three modes: Light | Dark | OS (takes it from the operating system)

The OS mode is particularly interesting because you might have a schedule for it. For example, it might become dark after a certain hour, to allow you to sleep better. Well, Archbee will change automatically to your Operating System value.

Here's a sneak peek.



One more thing...

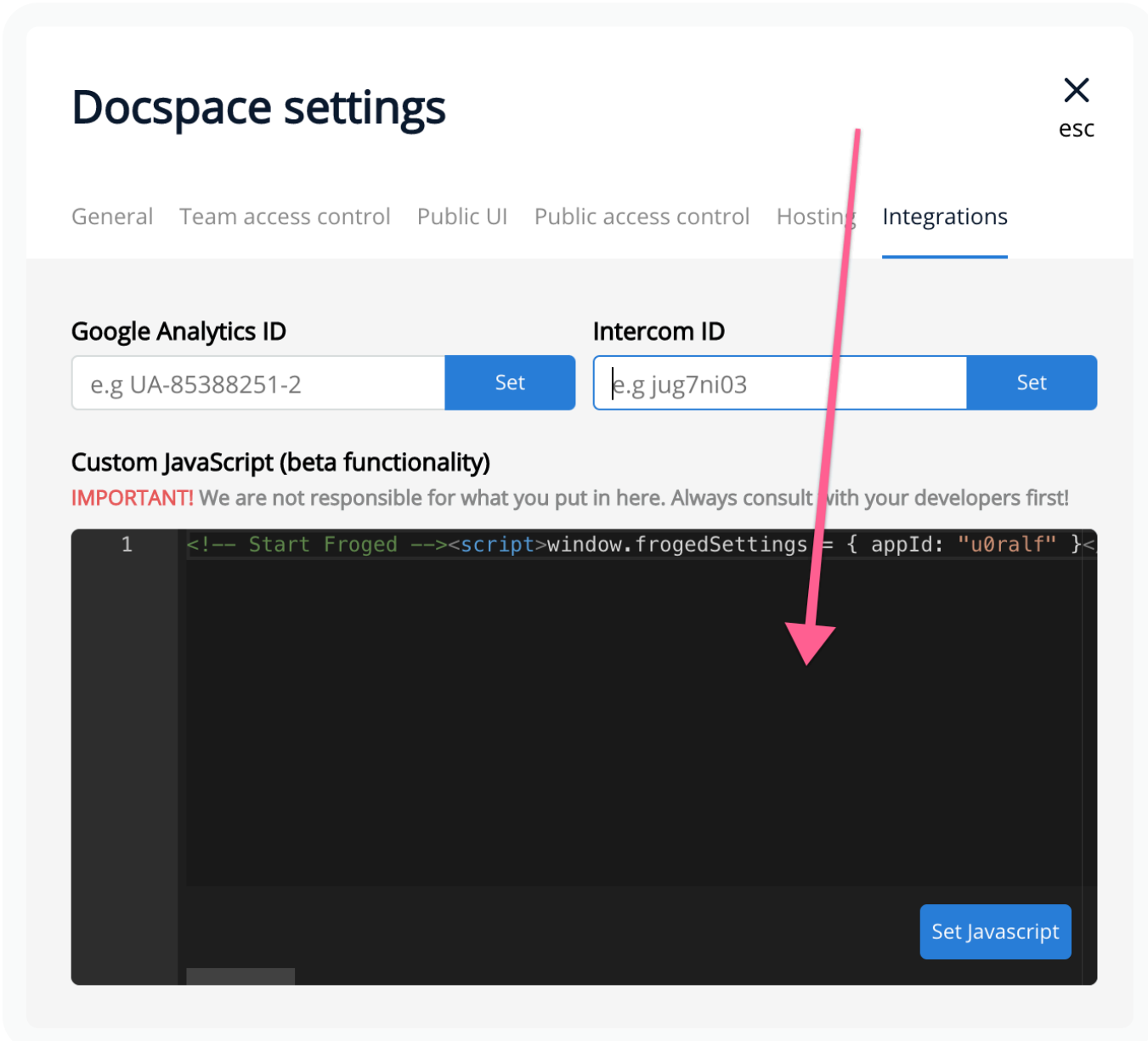
The hosted doc sites also support Dark Mode 😊

4.48. Custom JavaScript

Public spaces have many needs for integrations.

We can't build them all, but we can simply let you add the required JavaScript!

How do you do it? Very simple! Head to your docspace settings, to the integrations tab, and you'll be able to set your JS there.



Docspace settings ✕
esc

General Team access control Public UI Public access control Hosting Integrations

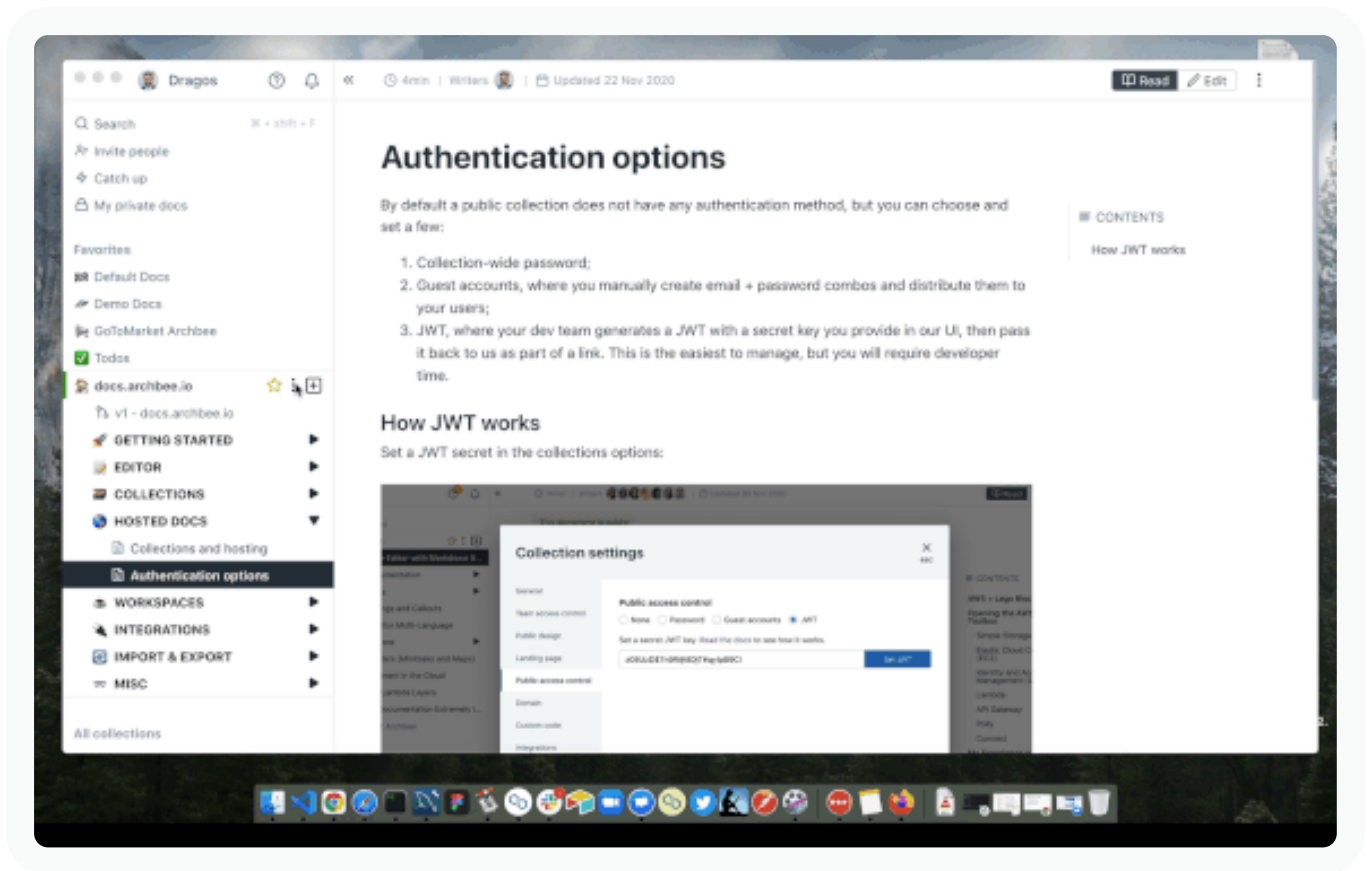
Google Analytics ID

Intercom ID

Custom JavaScript (beta functionality)
IMPORTANT! We are not responsible for what you put in here. Always consult with your developers first!

```
1 <!-- Start Froged --><script>window.frogedSettings = { appId: "u0ralf" }</script>
```

4.49. Custom Documentation Sites!



Documentation is great for moving your team forward faster.

But it's also great for your customers: you'll reduce support response time, and even the number of support queries.

Our doc sites development has been in the background for a while, but more and more companies need reasonably-priced documentation sites, and sometimes they need API docs and many technical features.

We've been improving building docs sites with custom landing pages, custom CSS, custom Footers HTML, custom include headers and JS.

Some companies also need private-public documentation, this is why we had password protection and guest accounts. But guest accounts management is a hard job, so now JWT authentication is available to automate it, [here's the documentation for it.](#)

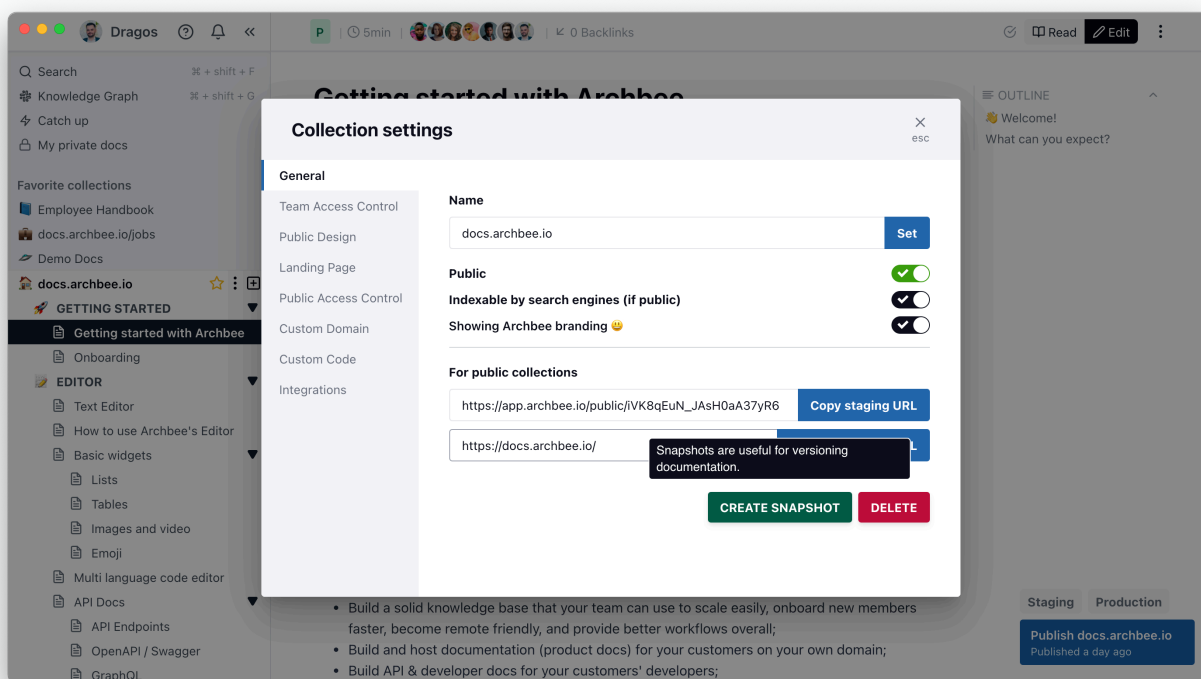
4.50. Collection Snapshots

For customer-facing documentation, especially developer docs or API docs, sometimes you need multiple versions, all available at the same time.

For example, while new customers might be using v2 of your API, some of your existing customers will still be on v1 — so they need to read v1 documentation.

Introducing Collection Snapshots, a way to create an identical clone of a collection, that you can then rename to v1 and then keep working on each documentation version separately.

Along with hostname paths, with just a few clicks you can set up a system where multiple versions of the documentation are available.



Enjoy!

4.51. Better Public Docspaces

We've heard you, the rendering on the public view of docspaces needed improvements.

A refreshed UI is now available, along with performance improvements and placeholders for loading states. The search function used to be a bit hidden, now it's front right and center.

We've also made it possible for you to set the favicon to make your branding experience complete.

Now go in there and build the best documentation for your team and customers!

4.52. Authenticate Your Customers With Magic Links

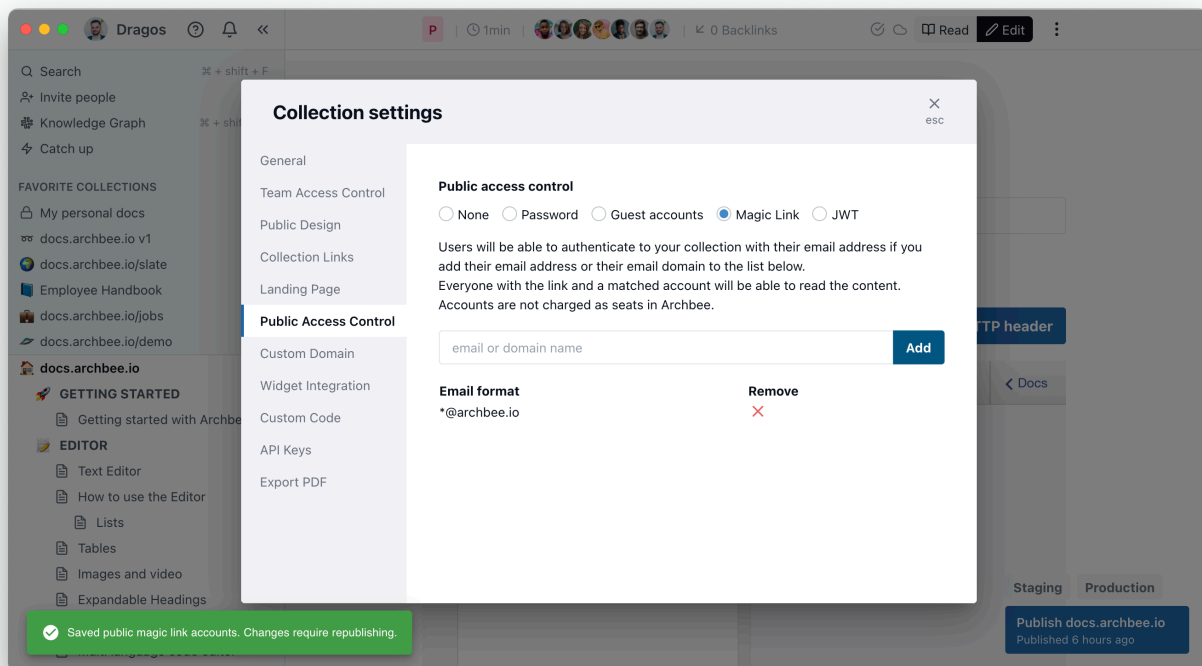
Public docs authentication for your customers is hard in Archbee if you don't use the JWT integration.

It's hard to share a password with all the stakeholders. Especially when the password changes.

It's hard to manage accounts and passwords for the stakeholders.

With Magic Links you can now add their email address or their domain address, and they will be able to authenticate solely using their email. We just send them a link that authenticates them on click.

Here's how it looks like down below.



Authentication link for docs.archbee.io v1 External Inbox x



Archbee <app@archbeemail.com>
to me ▾

Fri, Feb 11, 6:51 PM (3 days ago) ☆ ↶ ⋮

Hey,

You recently asked to be authenticated to docs.archbee.io. Here's a link: [Click here to open](#)

If you didn't ask to be authenticated, please ignore this email.

Documentation powered by Archbee (archbee.io)

4.53. Changelog: June 2019 To March 2020

April 1, 2020

- Improved CSS loading; now only the required markup gets loaded for each page;
- Improved callout graphics and text;
- Improved horizontal divider graphics;
- Added more tooltips to buttons around the app;
- Improved diagrams experience, more to come;
- Fixed maps sometimes not showing previously set markers;
- Improved JavaScript bundle size by -15%.

March 31, 2020

- Improved native browser spellchecker;
- Added word count and character count to document info modal.

March 30, 2020

- Improved custom javascript, so that any tag with `<code>` can be added;
- Added custom HTML block in beta. Can be added by typing (html) in the editor for now;
- Improved code editor size; it now starts with a couple of lines and extends until 500px in height.

March 27, 2020

- Custom JavaScript for public docspaces has; you can now integrate any chat/analytics/widget into our publicly shared docspaces;
- Custom JavaScript will be in beta for a while, until we see many more companies using this integration successfully.

March 25, 2020

- Added share buttons and settings buttons to the doctree view;
- Changed the icon for private notes (My notes & drafts).

March 24, 2020

- Fixed Grammarly integration causing the formatting hovercard not showing in some situations;
- Added working indicators to when the system is adding the hostname;
- Fixed small checkboxes bug, where in readonly it would still be checkable.

March 21, 2020

- Changed system font to Open Sans; now exotic characters work better;
- Improved link editing; you can now edit a link inline and also go to what it's pointing at;
- Faster mention plugin appearing when @ is being pressed;
- Better view for shortcuts;
- Allow Grammarly to work on the editor;
- Select any color in the editor colorpicker.

March 10, 2020

- Performance improvements on doc loading speed for both internal and external spaces;
- Ability to change the name of your workspace in the user interface;
- Improved view for templates before using them;
- Public spaces can now be whitelabeled on the Scaling plan;
- Minor UI improvements.

February 20, 2020

**

Workspaces are here: your account can be part of your company, your gig and your own notes.

**

January 25, 2020

- Fixed an issue for companies that are reusing emails addresses for their employees; now a removed user becomes inactive and its email address is changed so to preserve workspaces integrity;
- Improved UI for mobile devices. Focus mode is not moved into a separate button at the top of the document;
- On smaller devices, some icons like spaces icons and documents last updater will not show to preserve needed space;
- Ability to filter team spaces; some teams have a large number of spaces, and it gets difficult having to visually scroll to the one you are searching for, so now we have a space filtering feature. The spaces filter remains across page refreshes, being store into localStorage.

January 9, 2020

- We are now using a CDN to deliver assets, improving app load speeds by 3x for people in some parts of the world;
- Asset size improvements across the app. For example our diagrams used to make everybody download an extra 500kb of JavaScript, now it's only downloaded when somebody actually uses the diagrams feature. Same for all big integrations;
- These improvements allow us to be green (>90) on Google's PageSpeed / Lighthouse;
- Some bugfixes:
 - When more than 1 SwaggerUI used on the same page, the second wouldn't load;
 - When more than 1 Code Editor used on the same page, the second wouldn't load;
 - Some quirks regarding how some browsers handle cross-domain cookies were handled, making our Guest Accounts and Password protected public spaces more reliable.

January 1, 2020

**

Fixed a bug where only one code editor instance would be shown.

**

December 31, 2019

- System templates are here; to save valuable time for customers, we've implemented a templating system that helps you get started easily:
- alongside your custom templates, we have added a bunch of templates for engineering, marketing, executive and sales teams;
- once you click a space, we will offer to create a new file as well as a new file from a previewable template;
- Small bugfixes;
- In-app UI improvements.

December 27, 2019

**

A new editor plugin: checklist; checklists allow your team to create simple todos; they also allow all current editor functions like mentioning docs or users and formatting options.

**

December 23, 2019

**

Our referral system is up: refer a friend and you both get \$50 credit off your subscriptions.

**

December 22, 2019

- New landing page;
- Improvements to how static assets are being delivered from Google Cloud, using gzip;
- Improvements to how images load; now asynchronously.

December 18, 2019

- Search now shows a snippet of the text around the query we entered;
- New landing site and new color scheme for our logo.

December 9, 2019

- Visual updates for public spaces;
- First level documents are emphasized with bolder and bigger font;
- On initial open, only the documents that are selected will;
- On clicking a document, it will open the document, but it will also expand it;
- Lighter color for the vertical bars that help understand the hierarchy.

December 7, 2019

- Added profile points for reading, writing and chatting as part of our gamification implementation;
- Update to the document tree visuals in public spaces:
- first level documents are emphasized with bolder and bigger font;
- on initial open, only the documents that are selected will;
- on clicking a document, it will open the document, but it will also expand it;
- lighter color for the vertical bars that help understand the hierarchy;
- placeholder for when loading documents is taking place.

December 3, 2019

- Switched our payments from custom UI to Stripe Checkout. Now we are compliant with new EU directives regarding payment, and we can also add payment methods (e.g Apple Pay) easily;
- Fixed some Github Gists not being detected properly;
- Pasting from some HTML pages used to be broken, we've fixed it;
- Added an unspecified language in our Code editor;

November 27, 2019

- Introducing Space revisions; Many times we hold multiple versions of our documentation, corresponding with the evolution of our products. We now feature the ability to create revisions of whole spaces;
- Re-done UI to allow a better user experience on devices 1280 and smaller:
- Better UX on tablets like iPad and iPad Pro;
- Better UX on phones and screen rotation suggestions;
- Public spaces optimisations, now up to double load speed;
- Small bug fixes for the editor.

November 18, 2019

- PDF export for documents has reached beta quality;
- Small bug fixes in the edit.

November 13, 2019

- Introducing **Guest Accounts** for public spaces:
- Guest Accounts are a simple authentication mechanism for your public spaces that are free to use on the Scaling plan;
- These accounts do not count towards the seats you buy on your subscription, they are free;
- Images can now go full screen when clicked; this works for internal and also external spaces.

November 12, 2019

- We now give the option of hard-deleting documents in addition to sending them to the Archives spaces;
- UI changes for document options; moved document info to top-right options, added document actions to the document tree options.

November 11, 2019

**

Revisions can now have the option of showing differences between documents. When you toggle showing differences, additions will in green and removals will be shown in red.

**

November 8, 2019

- Improvements to our Table component; tables can now have headers and now have rounded corners;
- Performance improvements to our Table component.

November 7, 2019

- Re-done user spaces UX:
- Private becomes My notes & drafts;
- Templates and Archives move to the bottom of the list;
- General is colocated with team spaces.
- The General space acts like any other team space and can be deleted;
- Spaces can now be user sortable; the user sorting of spaces is being kept server-side, so it will survive between user sessions;
- More interaction fixes in the editor, specifically around mentioning.

November 6, 2019

- Released in-app notifications;
- Notifications can be triggered by either a document mention, a document chat mention or a subscription to a document changes;
- Users can now subscribe to document changes and they'll get notifications in the app when it happens.
- Like our document editor, ur chat now includes mentioning users or documents by typing @;

November 5, 2019

**

Released document cloning. Customers can now clone a document or a document with all its children.

**

November 4, 2019

- Released access control. Customers can now restrict access to spaces based on users' identity or group membership;
- Access can be restricted based on users in the Growing plan and based on users and groups on the Scaling plan;
- Released Single Sign-on functionality with Google (GSuite) and Slack, available on our Scaling Plan.

October 21, 2019

- Released our table plugin. You can now add easy tables to your knowledge base;
- Improved our search functionality. Now you can see the tags and search queries present in your team's workspace and repeat them easily;
- When your team imports new documents, they are given the option to assign tags upfront.
- When your team imports new documents, our system will try to detect duplicates in the system: we deep search your workspace to see matching titles, tags and content;
- User profile pages: now clicking a mention in the editor will take you to that user's profile page. We plan to gamify the system in the future, so expect this profile page to present lots more information.
- Changed Search shortcut from Cmd + F to Cmd + Shift + F to allow basic browser search to coexist.

October 15, 2019

- Released import/export Markdown files;
- Released import Microsoft Word files (doc, docx).

October 8, 2019

- Released document chat. Every document in Archbee now has a chat channel attached to it, so your team can discuss thoroughly on the content;
- Doc chat has the ability to mention document blocks to make the discussion more intuitive, and great formatting options;
- New pricing plans:
- Free for teams wanting to try out Archbee, limited to 20 documents;
- \$3 per user for our new Growing plan with limitations to last 3 document revision history;
- \$5 per user for our new Scaling plan ☐, our strongest;
- Check out our pricing page plan for more details: <https://archbee.io/pricing>;

September 19, 2019

- Bug fixes for our lists;
- Released Markdown shortcuts (check them out by pressing Cmd/Ctrl + /);
- Improved our UI for searching;

August 25, 2019

- Stability and performance improvements all around;
- Bug fixes for our editor's interactions;

July 20, 2019

- Performance improvements;
- Fixed lists bugs on copy-paste;

June 27, 2019

Hello world, Archbee is here. ☐☐☐

4.54. Archbee New Integrations - Draw.io & Math Equations(Tex, Katex, Latex)

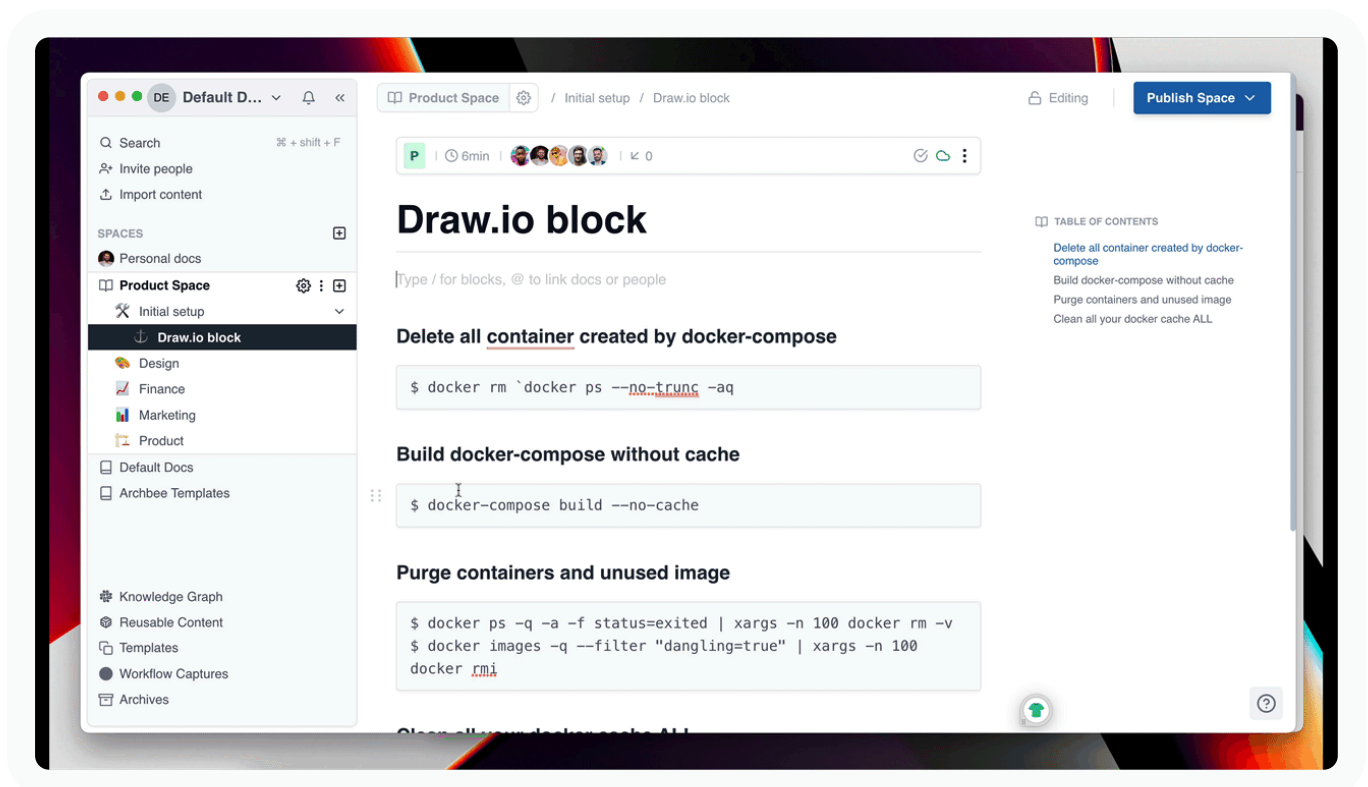
Draw.io integration

You can now embed your draw.io (diagrams.net) work into Archbee.

Just type "/Draw.io" inside the editor and select the Draw.io embed block. Copy-paste your Draw.io publish link in the Archbee block and click the "Add Embed" button.

To get the Draw.io publish link:

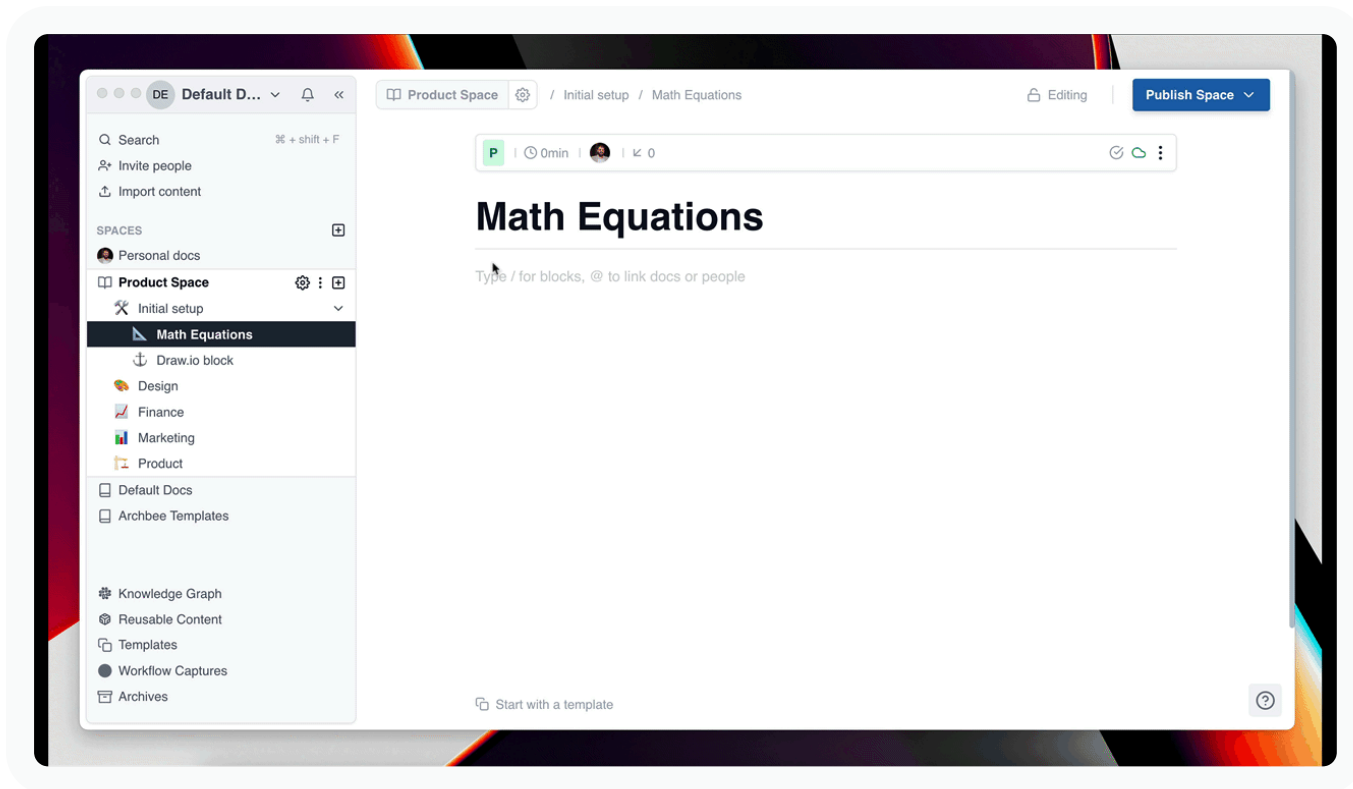
1. Go to your draw.io design (app.diagrams.net)
2. Select "File" from the upper left corner of the screen
3. Go to "Publish" → "Link.."
4. A popup will appear, click Create and copy the generated link
5. Paste the above link in Archbee's draw.io block and hit the "Add Embed" button



Math equations (Tex, Katex, Latex)

You can now add math equations with the new Tex block. Just type "/Tex" and add the block in the editor.

With the Tex block, you can switch between Preview and Edit by clicking the blue button on top of the block: "Preview Tex" and "Edit Tex code".



Archbee uses the KaTeX library to render math equations, which supports a large subset of LaTeX functions. You can find more details about the Katex syntax below:

<https://katex.org/> - Katex website

<https://katex.org/docs/supported.html> - functions supported

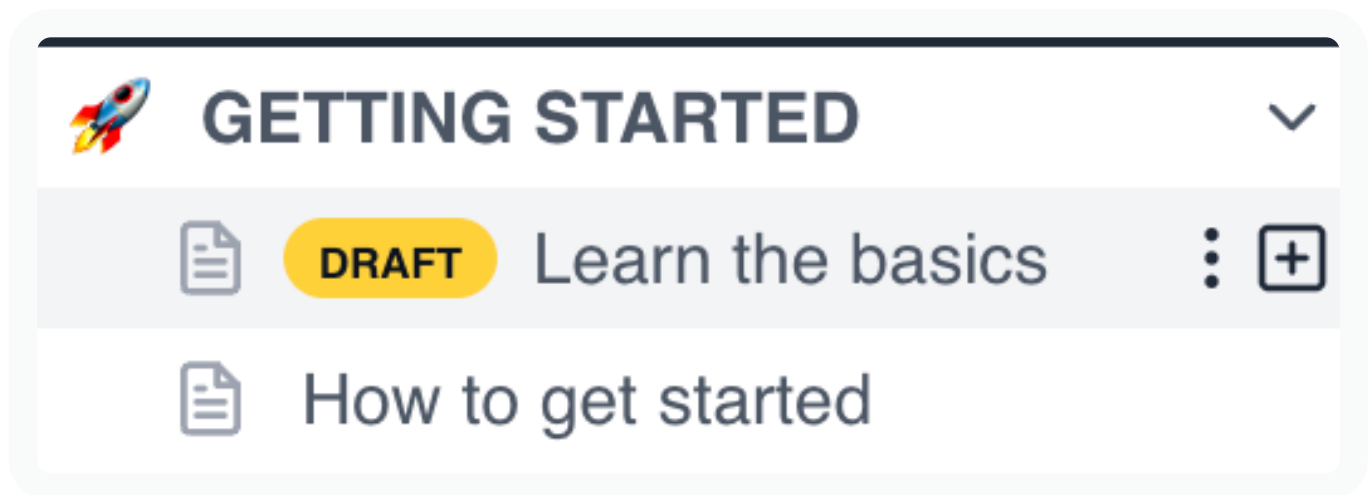
https://katex.org/docs/support_table.html - tables supported

4.55. Archbee December 2022 Product Updates

December, last month of the year, was a busy period for our engineers. We worked on fixes, improvements, and new features, and we are excited to share the brief for what we launched in the last month.

1. New Features:

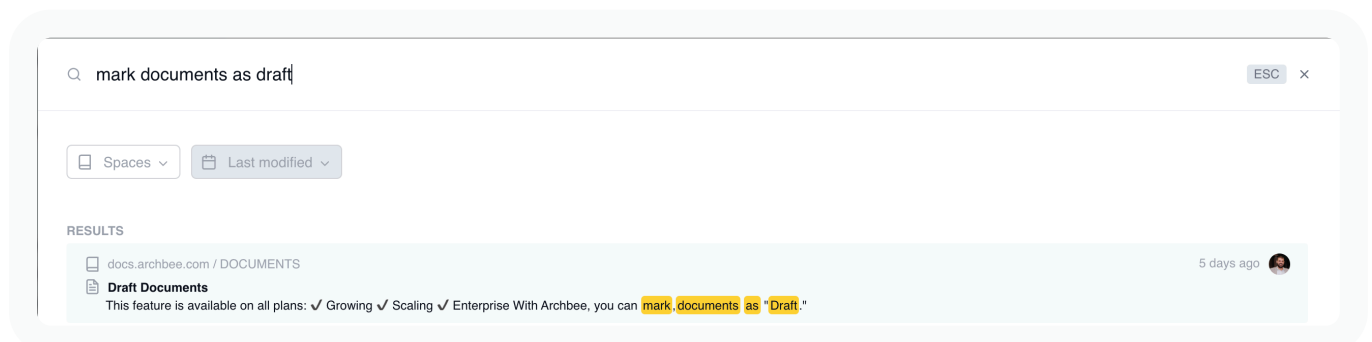
Draft documents - you can now mark a page as draft in a space. This means that you can keep your work in progress docs private. When you publish a space, Draft docs will not be published. A draft page will with a Draft icon(see below):



If you want to know more about this feature, see: <https://docs.archbee.com/draft-documents>

2. Improvements:

Search - we completely redesigned the search. Both for internal and published documents. We improved the search experience by adding a new design functionalities.



3. Fixes:

We fixed a few minor bugs for different blocks that improved the experience in working with them.

2023 will be a year full of surprises here @ Archbee. We are planning new features, improvements to existing ones and new tools that will improve the writing experience.

Subscribe to the changelog to get the new updates and if you want to provide product feedback, get in touch with us at support@archbee.com or check the <https://roadmap.archbee.com/>

Archbee AI: Build documentation portals that answer questions with Generative AI

□ Get ready for the next era of documentation tooling...

We're launching a set of new features — all designed to help **you** write better technical content faster and ultimately answer questions instantly for your users, developers or team.

It's all made possible by LLMs — and we're using some of the best ones out there: OpenAI GPT-3.5 hosted in Microsoft Azure for max data safety and privacy, augmented by Llama 2 for extra reliability.

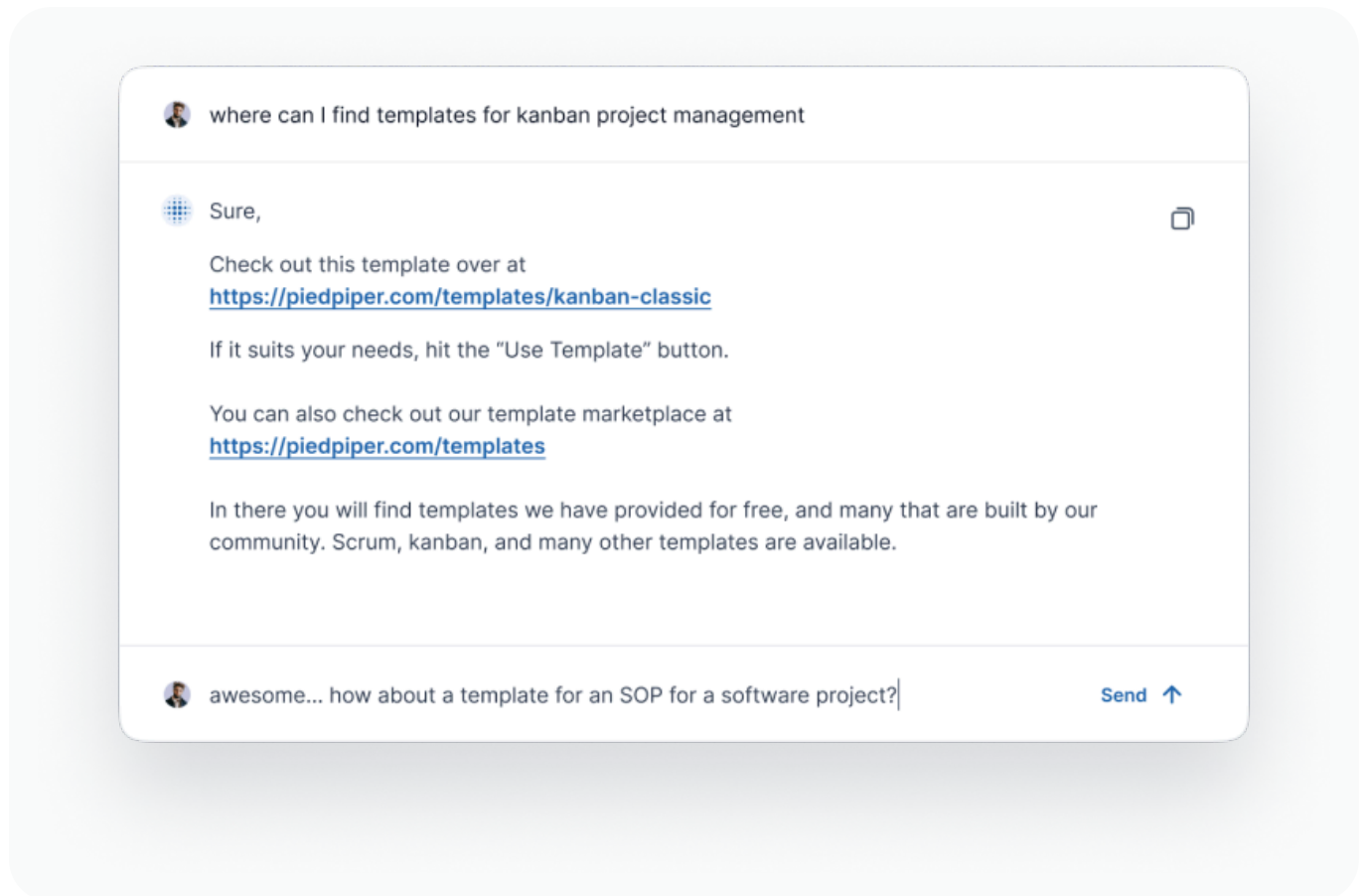
It's all opt-in so you can decide at your pace when you activate and use it on your organization's documentation.

→ **Write better technical content with your team and... LLMs**

The screenshot displays the Archbee AI interface. At the top, a user prompt asks for a short description of the `/user/*` API endpoints from an OpenAPI spec in a microservices space, using concise language. The AI's response provides a summary of the endpoints: `POST /user` for creating users, `GET /user/{ID}` for retrieving users by ID, `PATCH /user/{ID}` for updating user properties, and `DELETE /user/{ID}` for scheduling account deletions. It also notes that all calls require an `API_KEY` and provides a link to the developer portal at <https://app.piedpiper.com/developers>. Below the response, there is a text input field with a partial prompt: "Include a reference to the npm library available for any of these endpoints...". To the right of this field is a "Generate" button. At the bottom, there are three control buttons: "Tone Professional" (with a dropdown arrow), "Make it shorter", and "Simplify language".

Deeply integrated into our document editor, we have made it possible to provide LLMs with the context of your current document (and related documents) so that you can generate accurate content about your product, API or process.

→ Answer user questions instantly



Wouldn't it be cool for your documentation search function to give your users an answer instead of a list of documents where they need to drill into to find the actual answer?

It would save a lot of time and frustration... and we've built it!

On top, we enable you to analyze user question & answer sessions and adjust the documentation to provide LLMs even better context for better answers.

→ Answer API & dev questions instantly

how can I place an order by API call in python using the requests library? make it copy-paste ready

Sure, here is a Python sample.

```
import requests
...
url = "https://api.piedpiper.com/orders"
payload = json.dumps({
    "api_key": "{API_KEY}",
    "items": [{"id": "udx-TVQ4hnm_knd9wnx"}]
})
response = requests.request("GET", url, headers = headers, data = payload)
```

You also need to get an **API_KEY** and replace the variable in the code. As a follow-up call you can also call the Notification endpoint to send an email to the provided email.

write the same sample in ruby & haskell...

Send ↑

how can I extend the VectorStore.ts interface to build a SQLite integration? Provide a sample.

First import the VectorStore abstract class, and then create an extension.

```
import { VectorStore } from 'elephant-chain'
export class SQLiteVectorStore extends VectorStore {}
```

Then re-implement the storeEmbeddings method like this...

```
public storeEmbeddings(docs: Doc[], embeddings: Embedding[]): Promise<Res> {}
```

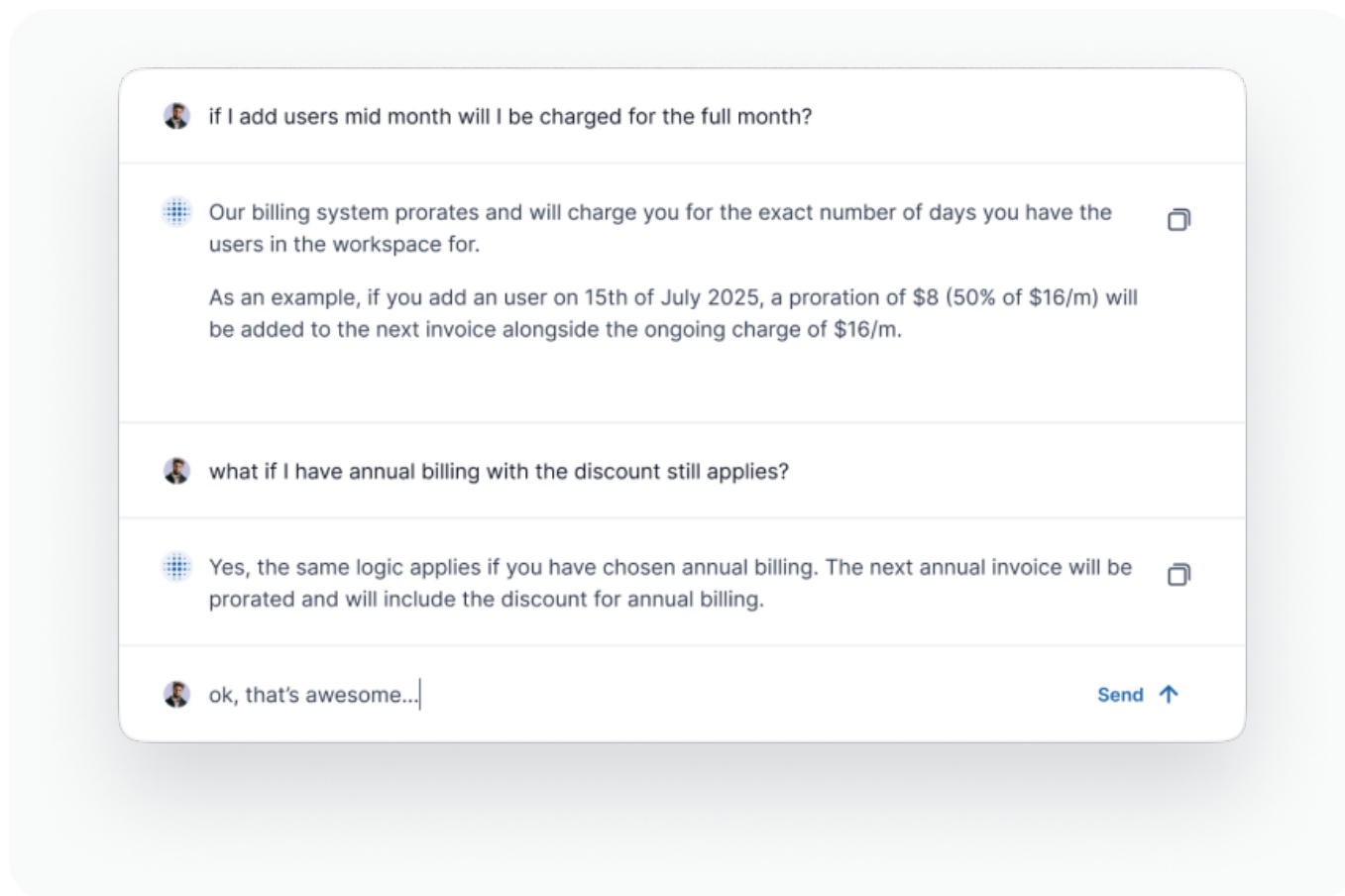
ok, is the storeEmbeddings the only required override?

Send ↑

LLMs understand code SDKs and even OpenAPI spec files, so questions will get answered instantly for wandering developers trying to integrate your product. Never lose developers

on complex integrations again!

→ Answer billing questions...



Many questions like this would end up in your customer support channels. No need to when your users can receive instant answers.

→ How do you activate it?

Because we know some data is sensitive, only admins can activate this feature (and possibly exclude some spaces from AI indexing).

Ask an admin in your workspace to activate Archbee LLM here [□](#)

[ACTIVATE ARCHBEE AI](#)

4.57. App Goes To app.archbee.com

We moved our website to new technology, so now our app now lives at

<https://app.archbee.com>

All existing links will automatically redirect to the new URL.

This is a breaking change for the native apps, which will not work until you upgrade to the latest version (should be automatic, prompting you to reload the app to apply the new version).

We don't predict any downtime, but if there is, please go use the new

<https://app.archbee.com> for the app which should work without any change after logging in.

4.58. 50+ Improvements

As promised to many of you, we're focusing on improving the functionality we already have as opposed to adding new stuff.

We've improved the performance of the app, the design system, our libraries & code, the self-service abilities of the system.

Here are some highlights:

- custom HTML with **handlebars** templates in custom footers or custom landing pages for documentation sites; read more here: <https://docs.archbee.io/custom-landing-page>;
- improved image rendering; we've changed our CDN for images with one that renders sizes dynamically and allows people with smaller screens (e.g mobile) to download the exact size of images they need; we also changed the way image widths/heights are calculated so no layout shifting will happen anymore;
- user downloadable invoices; download any invoice on demand so that you don't have to look for them in your email;
- ability to appoint a new super admin; this also changes the email that Stripe sends invoices to;
- ability to change email address by yourself;
- UI improvements all over; we've tightened our design system even more; more consistent colors and spacing;
- better automatic scrolling in the document tree section;
- improved search algorithm and faster instances on AWS for search indexing;
- we've upgraded most of our code to the latest libraries so you get the benefit of improved performance and security;
- reduced load time for public collections by 20%;
- reduced load time for documents by 25%;
- improved callout blocks;
- more accurate reading time prediction by using a new algorithm;
- faster real-time sync between people looking at the same document;

- better table of contents rendering;
- improved loading time of the knowledge graph on workspaces with 1000+ documents;
- improved document tree drag & drop accuracy;
- improved blockquote rendering.

Enjoy!

4.59. #1 On ProductHunt, Workspace-Level Domains, Publish-Mode!

What a day on ProductHunt!



Thanks to all your support, we made it to [top 1](#) when we launched Archbee 2.0!

ProductHunt called us a "Google Docs alternative" a few days later in their newsletter.

Flattered and humbled!

But there's no resting on the laurels... here's what we released today.

Workspace-Level Domains

One of our cool & distinctive features is that you can share collections of documents on your domain.

But each domain was bound to a single collection. That made it hard for everybody:

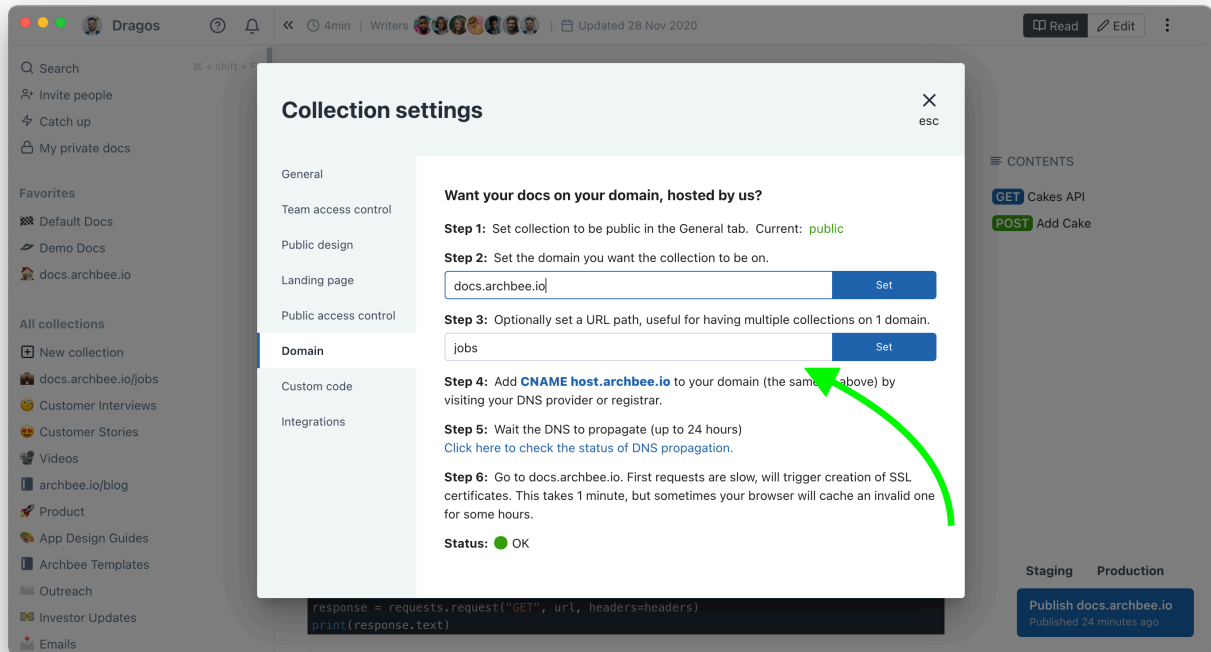
- companies with multiple products had to set a different subdomain for each product's documentation;
- agencies with multiple customers (like you'd find an agency with a single customer, haha) had to set a different subdomain for each customer they wanted to share docs with;
- every new domain had to be set in the DNS provider, taking too much time, and DNS propagation is really slow sometimes;
- that also made it hard for us because we had to supply many SSL certificates, and that's not easy, or cheap.

The alternative was sharing the collections with an archbee.io link, and that worked for some companies, but it didn't for those that wanted a more professional look.

Super happy to announce we now made it possible to share multiple collections on the same domain, by having a path on each collection, while maintaining the root path for a single collection.

It was **one of the most requested features!**

Here's how you do it:



Publish-Mode!!

Our automatic save feature and collaborative experience made it easy to create docs by not having to click any unnecessary buttons.

That's awesome for internal team documentation and collaboration.

But for customer-facing documentation, it's not a good look to have them see unfinished work or drafts.

This is why we now have publish-mode, which snapshots your collection and deploys it to your domain.

You get to keep the archbee.io staging link that points at the real-time collection, and a production environment to which the snapshot is deployed at your domain.

Publish-Mode gets activated whenever you have a domain set on your collection.

This new feature also introduces clean URLs. We only add the randomly generated string at the end of the URL if you have another doc named exactly the same. To get the new URLs you have to publish once.

Here's how it looks like:

The screenshot shows the Archbee documentation editor interface. On the left is a sidebar with navigation options like 'Invite people', 'Catch up', 'My private docs', and 'Favorites'. The main content area displays a diagram titled 'Microservices' with components like 'Kubernetes', 'Admin CRM', 'Newsfeed API', 'Payments', 'Analytics', 'User API', and 'Teams API'. Below this is a 'Microservice Stack' including 'Kotlin', 'Spring', 'HIBERNATE', and 'Spring-Boot'. Other components include 'Integration' (Kafka), 'Storage' (PostgreSQL, MongoDB), and 'Cache' (Redis). A green arrow points from the diagram to a 'Publish docs.archbee.io' button, which is currently in 'Production' mode. The interface also shows a 'CONTENTS' sidebar and a 'Read/Edit' menu.

These two features were critical for our way to become your team's single source of truth for internal AND customer-facing documentation!

Enjoy your holidays, and we'll see you soon with more blazing features.

□